

(No Model.)

M. RICHTER.

ADJUSTABLE BOLSTER HEAD FOR BEDSTEADS.

No. 262,121.

Patented Aug. 1, 1882

Fig. 1.

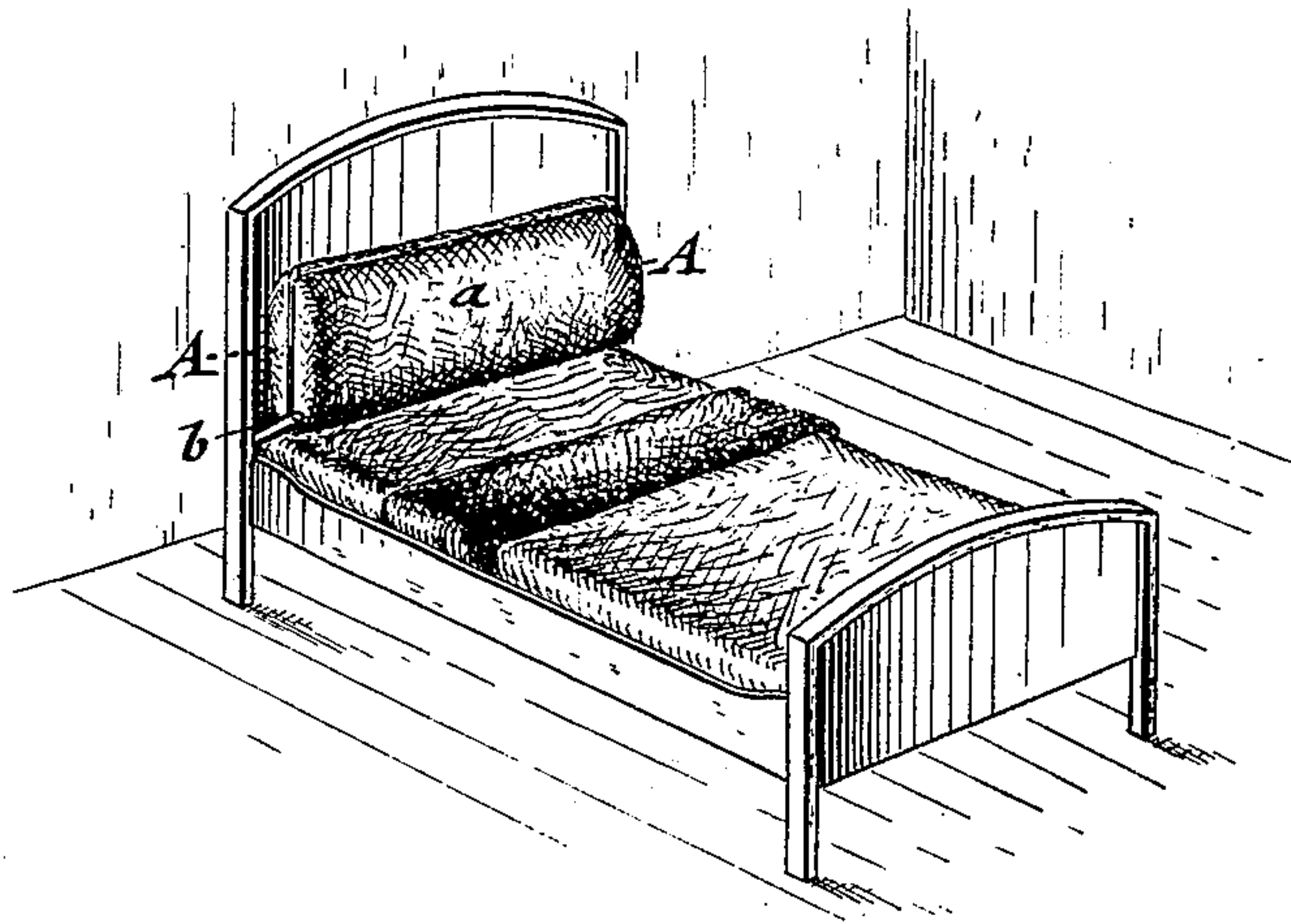
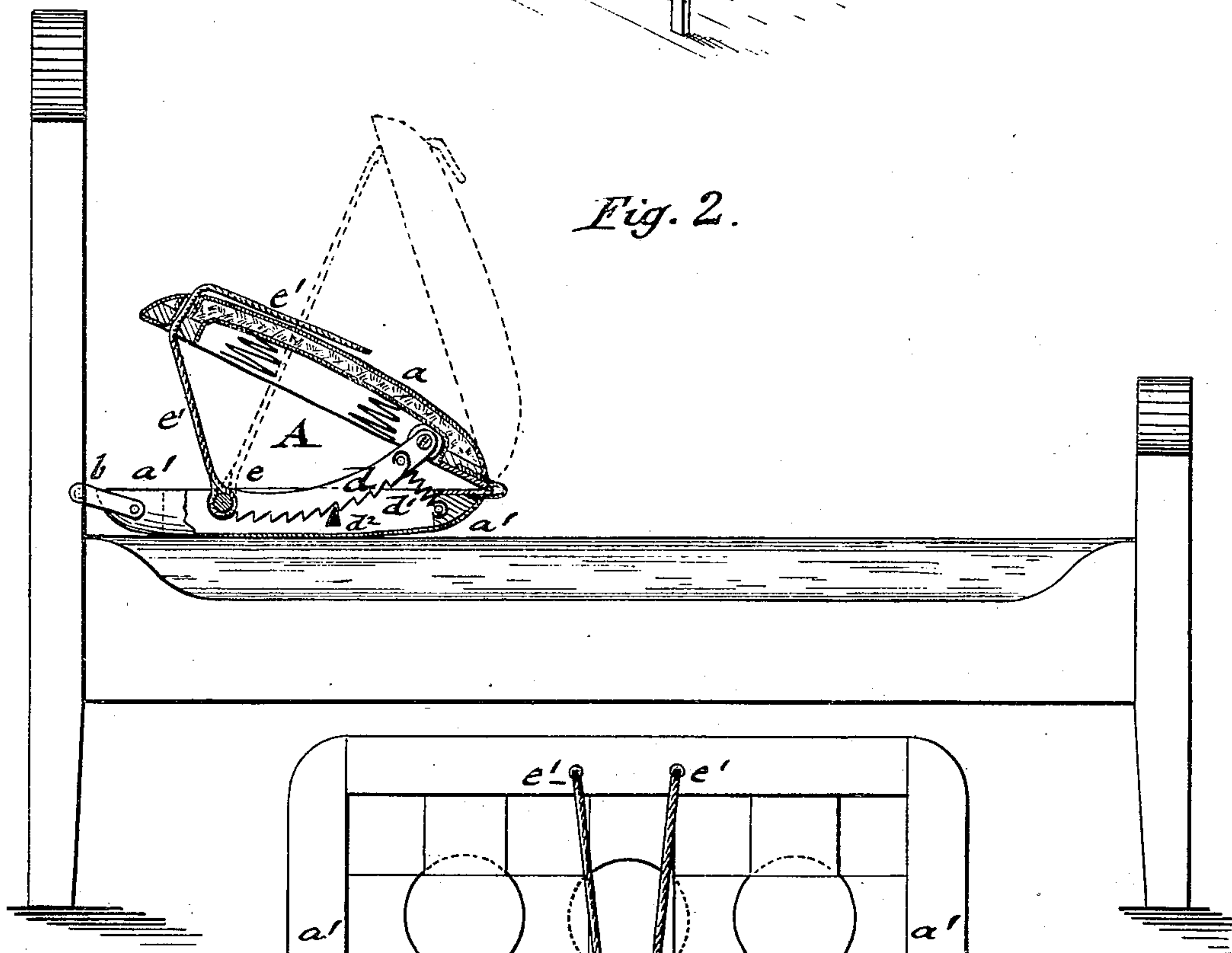


Fig. 2.



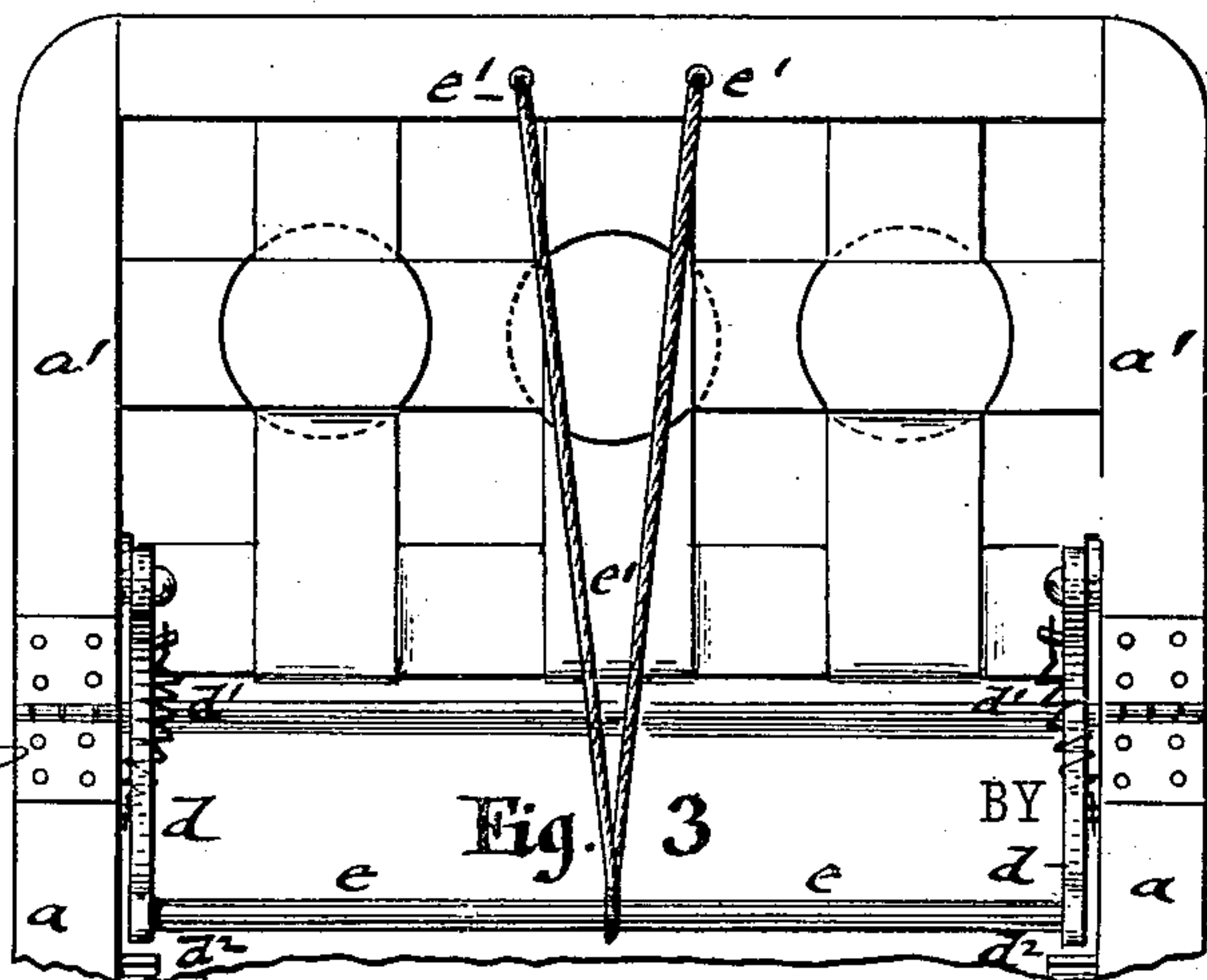
WITNESSES:

Carl Han
Otto Prisch

INVENTOR

Moritz Richter
Rue Gofel
ATTORNEY.

Fig. 3



UNITED STATES PATENT OFFICE.

MORITZ RICHTER, OF NORWICH, CONNECTICUT.

ADJUSTABLE BOLSTER-HEAD FOR BEDSTEADS.

SPECIFICATION forming part of Letters Patent No. 262,121, dated August 1, 1882.

Application filed June 22, 1882. (No model.)

To all whom it may concern:

Be it known that I, MORITZ RICHTER, of Norwich, in the county of New London and State of Connecticut, have invented certain
5 new and useful Improvements in Adjustable Bolster-Heads for Bedsteads, of which the following is a specification.

This invention has reference to an improved head-bolster for bedsteads, that can be arranged higher or lower, so as to form not only a support for the head, but also for the back, when it is desired to sit up in bed. The head-bolster is furthermore adapted to be swung up
10 against the head-board of the bedstead, so as to expose a pillow-sham that is applied to the under side of the bolster.

The invention consists of a spring-cushioned head-bolster that is connected by pivoted links to the head-posts of the bedstead, the upper half of the head-bolster being hinged to the lower half, and provided with means whereby the upper part may be set higher or lower on the lower part. After use the entire head-bolster is thrown upon the links and supported in upright position on the head-board
25 of the bedstead.

In the accompanying drawings, Figure 1 represents a perspective view of a bedstead with my improved head-bolster shown as
30 thrown up against the head-board to expose the pillow-sham. Fig. 2 is a vertical transverse section of the head-bolster on a larger scale; and Fig. 3 is a top view of the same on a still larger scale, shown entirely opened.

Similar letters of reference indicate the corresponding parts.

A in the drawings represents a head-bolster which is made of two sections, the upper section, *a*, being hinged to the front end of the
40 lower section, *a'*, and properly spring-cushioned and upholstered. The lower section, *a'*, is permanently connected at the rear end to the head-posts of the bedstead by means of pivot-links *b b*.

The upper section, *a*, of the head-bolster A is capable of being adjusted higher or lower, or into nearly upright position on the lower part, by means of side racks, *d d*, which are pivoted to the frame of the upper section, *a*,
50 of the bolster, and drawn by spiral springs *d'* against fixed studs *d²* of the lower section, *a'*, of the bolster, as shown clearly in Fig. 2.

The pivoted rack-bars *d d* are connected at

their outer ends by a transverse rod, *e*, to which is applied an operating-cord, *e'*, that
55 passes through openings of the frame of the upper section of the bolster, so that the racks, by taking hold of the cord *e'*, may be released from the lugs *d²*, and then the upper section of the bolster adjusted into higher or lower
60 position, as shown in dotted lines in Fig. 2.

For closing the sections of the head-bolster entirely, the rack-bars are lifted by the cord *e'* so as to clear the lugs *d²*, after which the upper section may be lowered down on the lower
65 section.

By a simple manipulation the bolster may be set higher or lower, also into nearly vertical position, in case the occupant desires to sit up in the bed. After use, when the bed is
70 made up, the head-bolster is thrown on the pivot-links into vertical position against the head-board, in which case the bottom part of the head-bolster A is exposed, to which the pillow-sham is attached by safety-pins or otherwise, so that a very neat appearance is imparted to the head-bolster.

Having thus described my invention, I claim as new and desire to secure by Letters Patent—

1. The combination, with the head-posts of
80 a bedstead, of a head-bolster connected thereto by pivot-links, so as to be capable of use as a bolster or be adapted to be thrown up against the head-board of the bedstead, substantially as and for the purpose set forth.

2. The combination, with the head-posts of a bedstead, of a head-bolster connected thereto by pivot-links, and composed of an upper section, a lower section hinged thereto, and means whereby the upper section may be set higher
90 or lower on the lower section, substantially as and for the purpose set forth.

3. The combination of a head-bolster, A, composed of an upper hinged section, *a*, having pivoted and spring-acted rack-bars *d d* and
95 an operating-cord, *e'*, and of a lower section, *a'*, having fixed interior lugs, *d²*, with exterior pivot-links, *b b*, applied to the head-posts of the bedstead, substantially as set forth.

In testimony that I claim the foregoing as
100 my invention I have signed my name in presence of two subscribing witnesses.

MORITZ RICHTER.

Witnesses:

PAUL GOEPEL,
SIDNEY MANN.