

(No Model.)

G. HAYNES, Jr.
BREECH LOADING FIRE ARM.

No. 262,039.

Patented Aug. 1, 1882.

Fig. 1.

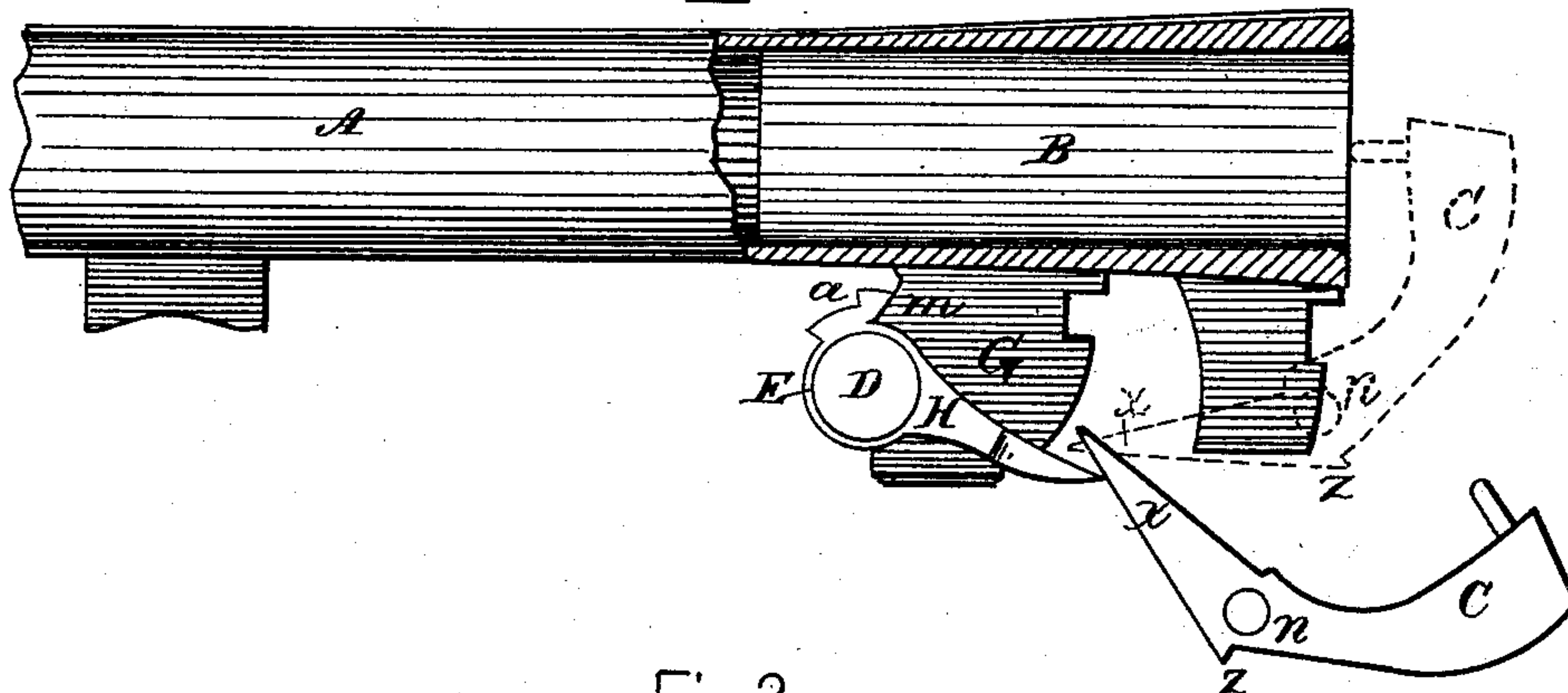


Fig. 2.

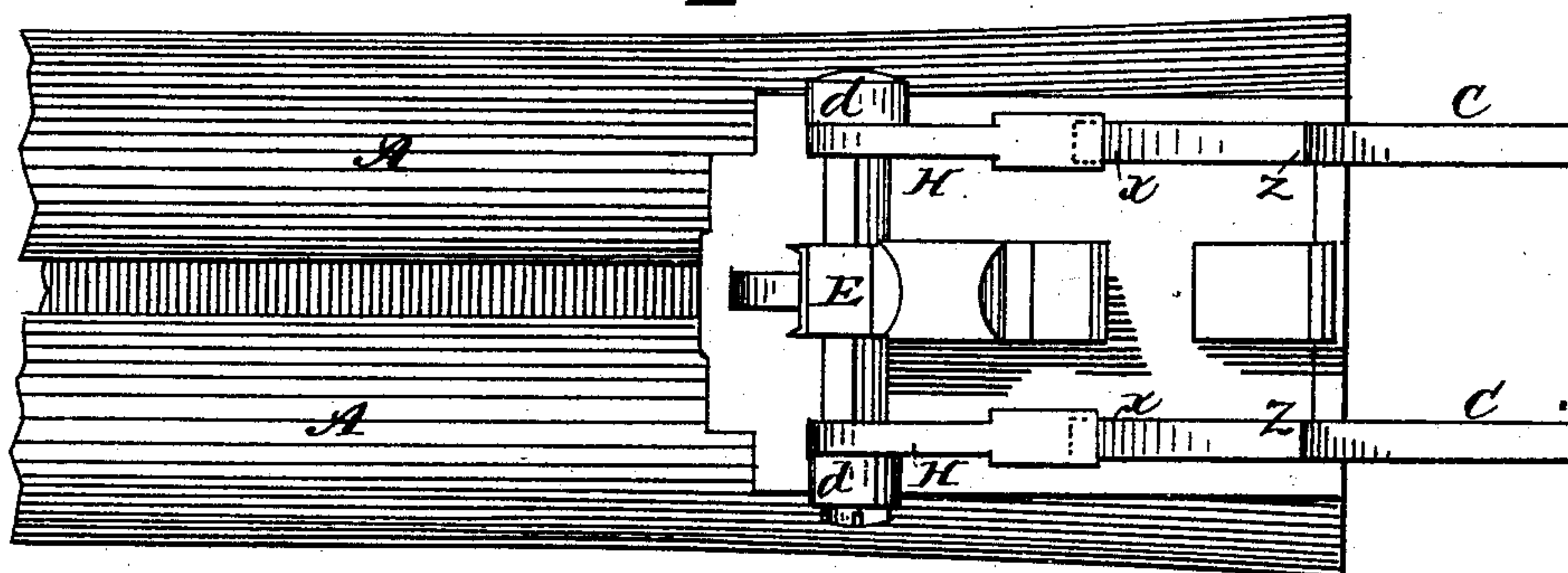
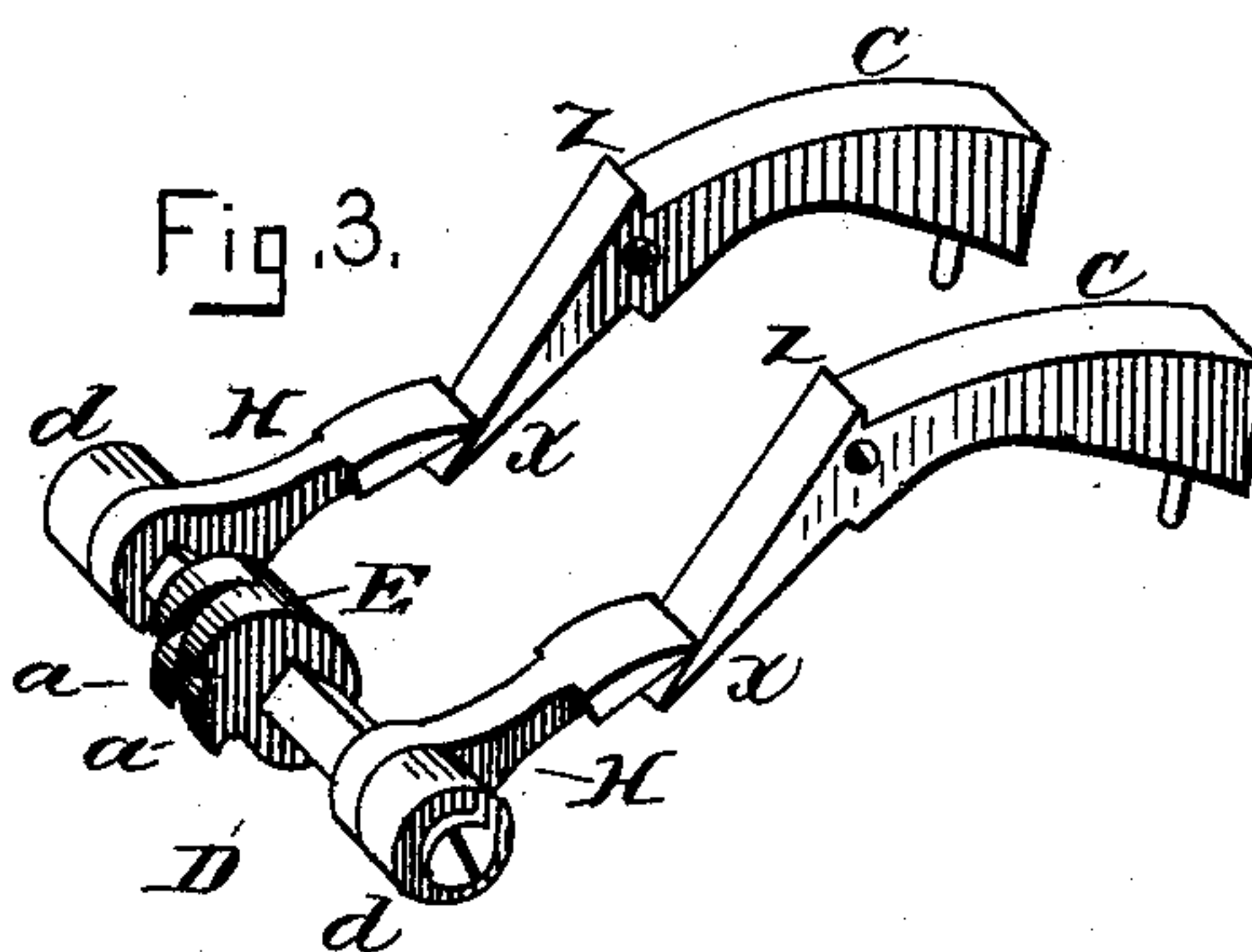


Fig. 3.



Witnesses:
W. E. Remick.
William H. Diehl.

Inventor:
Gideon Haynes, Jr.
per C. C. Shaw,
Att'y.

UNITED STATES PATENT OFFICE.

GIDEON HAYNES, JR., OF BOSTON, MASSACHUSETTS.

BREECH-LOADING FIRE-ARM.

SPECIFICATION forming part of Letters Patent No. 262,039, dated August 1, 1882.

Application filed March 27, 1882. (No model.)

To all whom it may concern:

Be it known that I, GIDEON HAYNES, Jr., of Boston, in the county of Suffolk, State of Massachusetts, have invented a certain new and useful Improvement in Guns, of which the following is a description sufficiently full, clear, and exact to enable any person skilled in the art or science to which my invention appertains to make and use the same, reference being had to the accompanying drawings, forming a part of this specification, in which—

Figure 1 is a sectional side elevation, showing a hammer set at full-cock. Fig. 2 is a sectional bottom plan; and Fig. 3, an isometrical perspective view of the body-pin, collet, arms, and hammer-levers detached from the gun.

Like letters of reference indicate corresponding parts in the different figures of the drawings.

My invention relates to that class of breech-loading fire-arms in which the breech is dropped to open the gun for the purpose of loading or inserting the cartridge; and it consists in a novel construction and arrangement of parts designed to constitute an automatic or self-cocking mechanism, as hereinafter more fully set forth and claimed, by which a simpler and more effective device of this character is produced than is now in ordinary use.

In the drawings, A A represent the barrels; B, the cartridge or shell; C C, the hammers or striker-levers; D, the body-pin, and E the collet.

The pin is squared, and fits a corresponding hole in the collet, and is prevented from turning or revolving in its seat by means of the teeth or projections *a a*, which interlock or engage with the hook or projection *m* on the rear of the stud or dog G.

Projecting rearward and slightly downward from the pin, and fitted rigidly to the same, are two arms or levers, H H, outside of which, on the ends of the pin, are two elongated washers or sleeves, *d d*, to which the breech of the gun is jointed.

The arms H H are provided with square holes in their larger or forward ends, in which the square pin D is fitted, the arms being thus prevented from turning on the pin, but easily disconnected therefrom whenever required. The hammers or striker-levers C C have their forward

ends, *x*, so formed as to extend under and engage the arms H when the breech is lowered, and are designed to be pivoted at *n* in the lock mechanism. The hammers are also designed to be provided with the ordinary mainsprings, and also with sears or catches, which engage with the vents or notches *z z* in the usual manner; but these parts, and also the other parts of the lock mechanism, as well as the breech and stock of the gun, have been omitted in the drawings, it not being deemed essential to show them in order to have a full understanding of the nature of my improvement, the simplicity of which renders an elaborate description unnecessary.

The breech of the gun being hinged or pivoted to the body by the pin D, it will be obvious that when the gun is opened to insert the cartridges the rear ends of the barrels will be raised or tilted, or the breech will be dropped and pass through the arc of a circle of which the pin is the center, thus bringing the elongated portions *x* of the hammer C into contact with the fixed arms H H, and causing the parts to assume the position shown in Fig. 1, or cocking the gun, after which the breech may be closed and the gun fired in the usual manner.

It will be obvious that instead of providing the pin with two sleeves, *d*, as shown in Fig. 3, a head may be formed on the pin to replace one of these. It will also be obvious that my improvement is equally well adapted to either single or double barrel guns.

I am aware that guns have heretofore been constructed which cock by means of the body or hinge pin, or by means of mechanism connected directly therewith, as the breech is dropped to insert the cartridge, and therefore do not claim the same, broadly; but,

Having thus explained my invention, what I claim is—

In a drop-breech self-cocking gun, the pin D, arms H H, collet E, and sleeves *d d*, in combination with the dog G and levers C C, constructed, combined, and arranged to operate substantially as specified.

GIDEON HAYNES, JR.

Witnesses:

C. A. SHAW,
WILLIAM H. DIEHL.