

(No Model.)

J. W. BRAYMAN.

MILKING STOOL.

No. 261,903.

Patented Aug. 1, 1882.

Fig. 1.

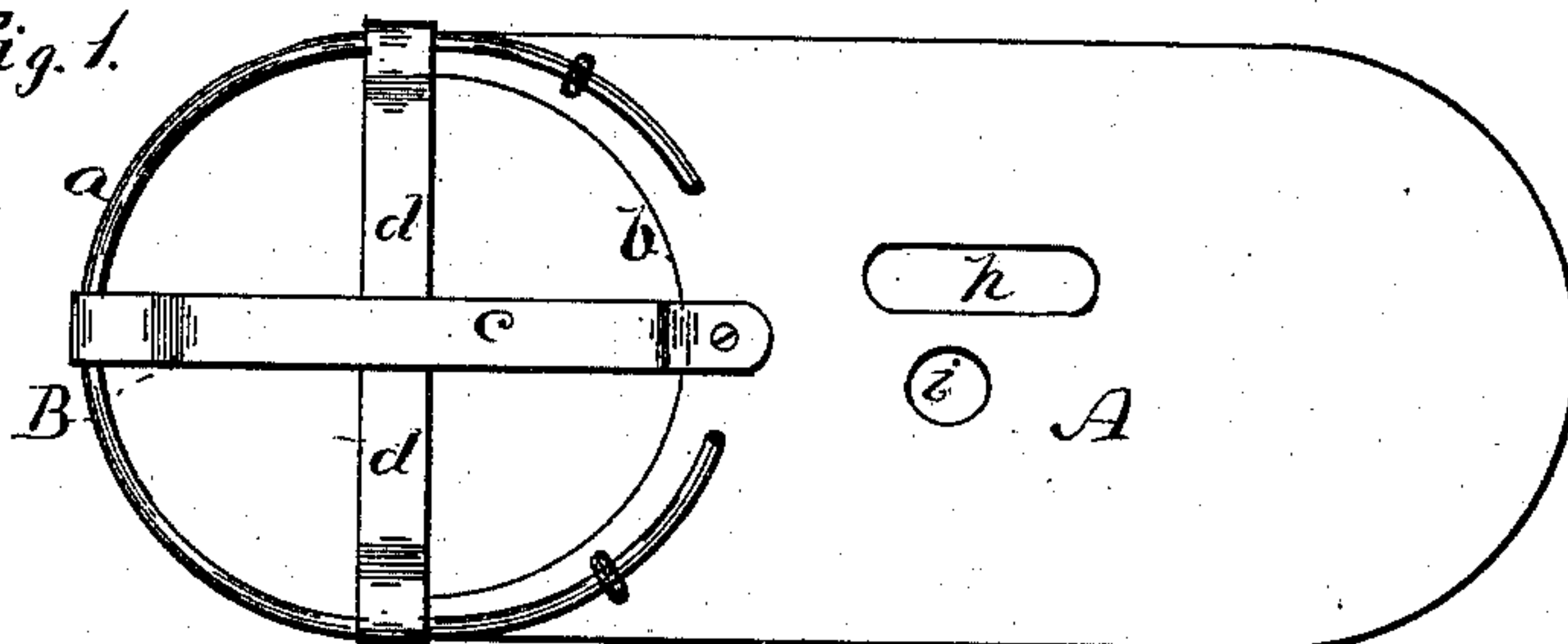


Fig. 2.

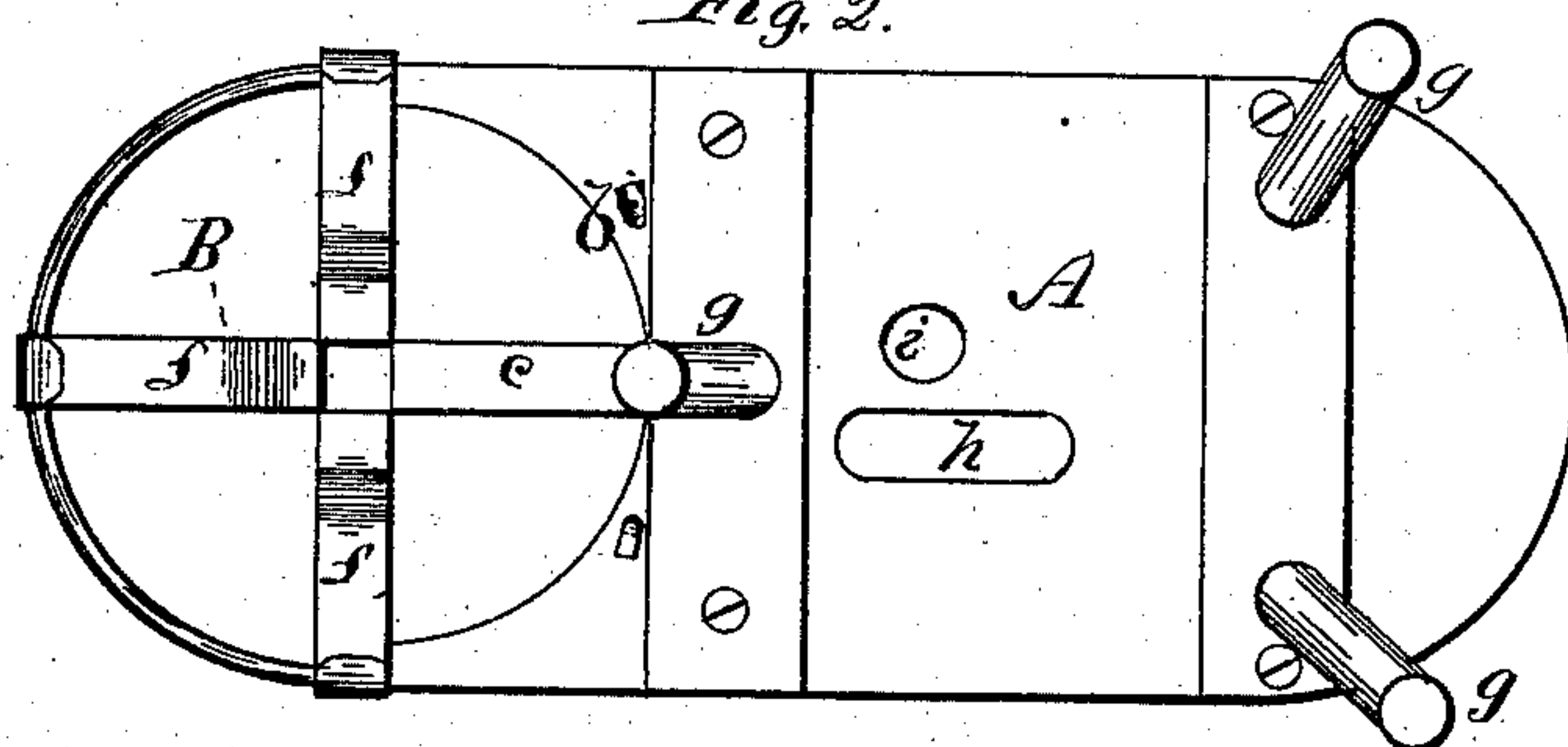


Fig. 3.

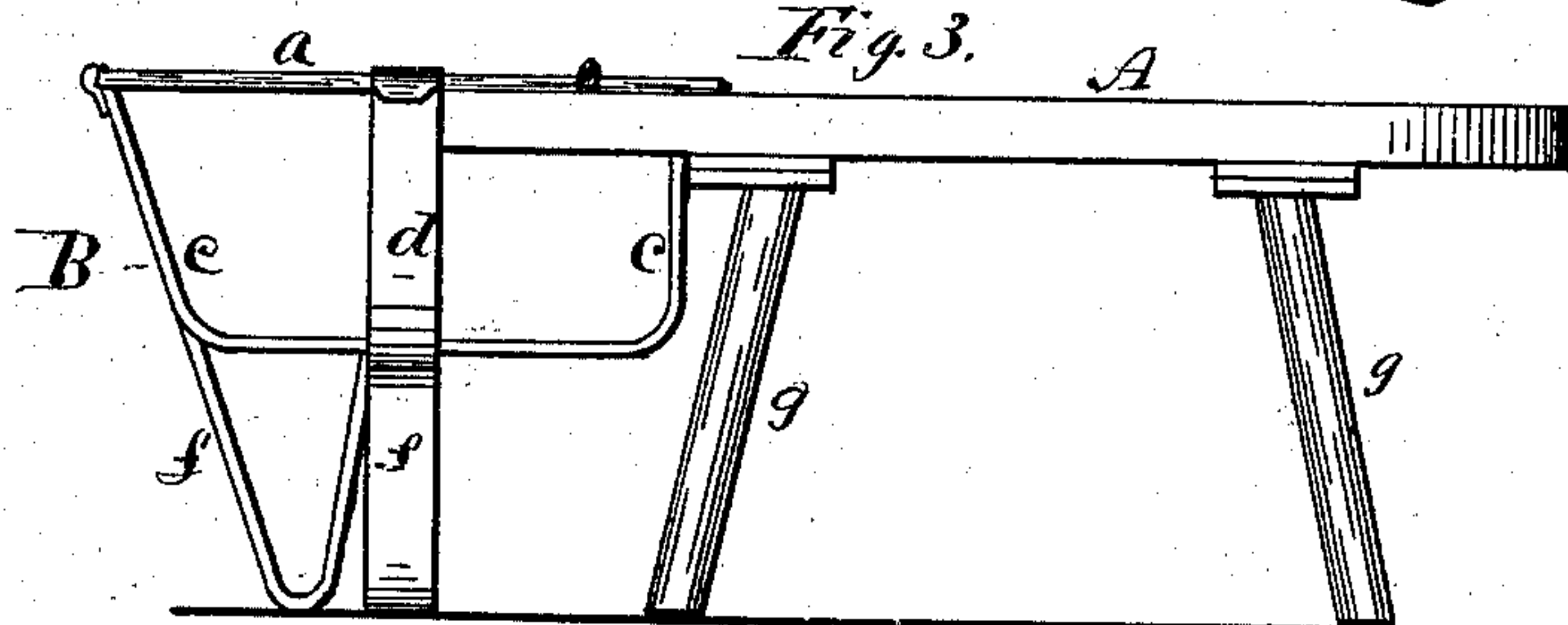
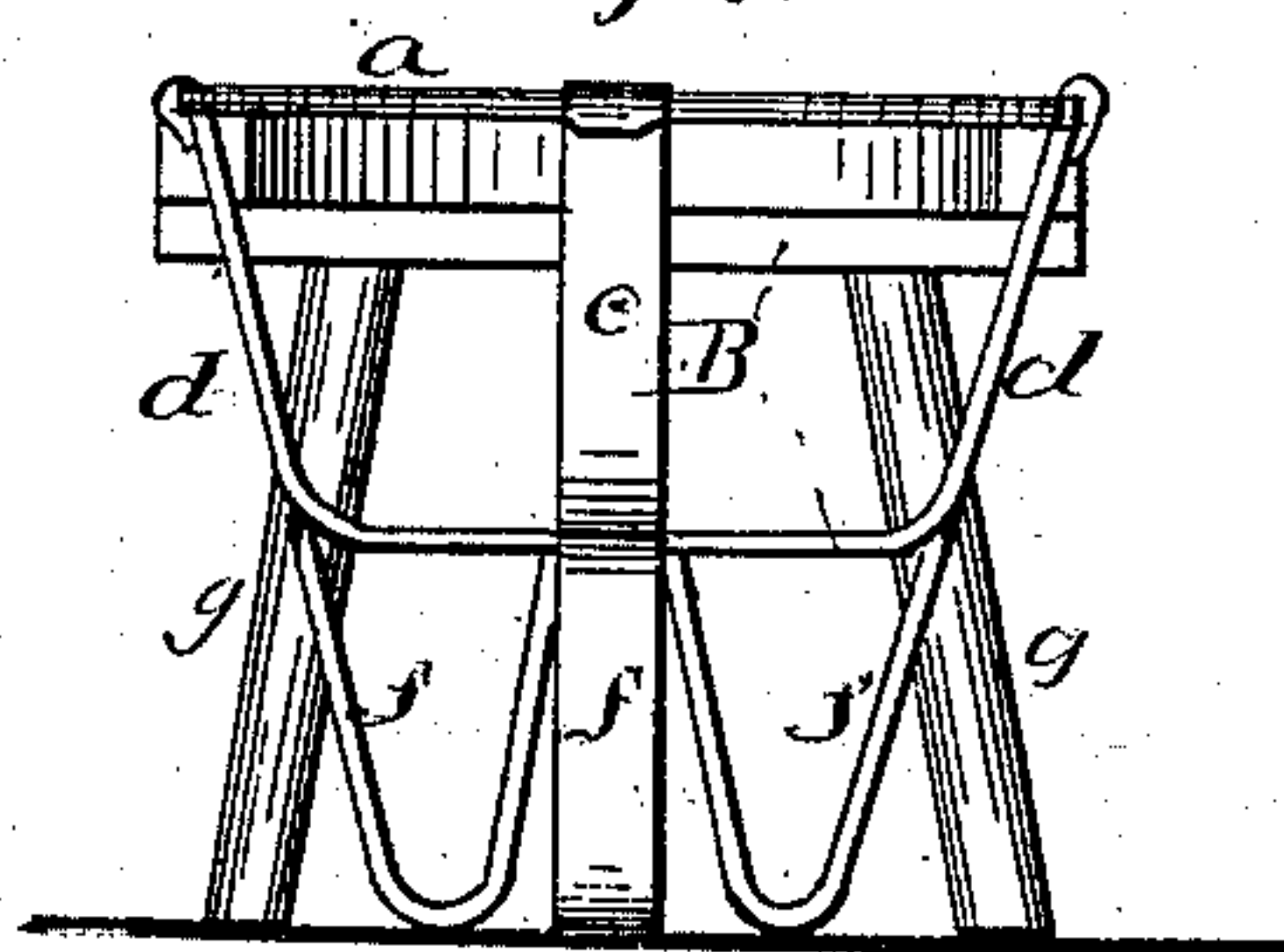


Fig. 4.



WITNESSES

J. S. Brown,
W. A. Dodge

INVENTOR

John W. Brayman,
By J. B. Langer,
Attorney

UNITED STATES PATENT OFFICE.

JOHN W. BRAYMAN, OF CANISTEO, NEW YORK.

MILKING-STOOL.

SPECIFICATION forming part of Letters Patent No. 261,903, dated August 1, 1882.

Application filed May 2, 1882. (No model.)

To all whom it may concern:

Be it known that I, JOHN W. BRAYMAN, a citizen of the United States, residing at Canisteeo, in the county of Steuben and State of New York, have invented certain new and useful Improvements in Milking-Stools; and I do hereby declare the following to be a full, clear, and exact description of the invention, such as will enable others skilled in the art to which it appertains to make and use the same, reference being had to the accompanying drawings, and to the letters and figures of reference marked thereon, which form a part of this specification—

Figure 1 being a top view of my improved milking-stool; Fig. 2, a bottom view thereof; Fig. 3, a side view of the same; Fig. 4, a front end view of the same.

Like letters designate corresponding parts in all of the figures.

The seat A of the stool is made oblong to enable the cage or holder B for the milk-pail to be attached to the front end thereof. This pail-holder B is peculiarly constructed, as follows: A wire, *a*, for the upper rim of the holder being bent into a round form, has its two ends let down through the seat A and clinched underneath, as shown in Fig. 2. The front end, *b*, of the seat is hollowed out to complete the circle partially formed by the wire *a*, which rests partly on the seat, as shown in Fig. 1. To complete the cage or holder, two pieces, *c d*, of flat metallic strips or hoop-stuff are bent to form the sides and bottom of the cage, and cross each other at right angles, or thereabout. The strip *c* is secured to the seat at one end, and at the other end it is secured to the wire

a by bending round it, and the two ends of the strip *d* are similarly attached to the wire rim. Then, below the bottom of the cage, feet or supports *fff*, each of flat strips of metal bent into a V shape, are secured in any suitable way to the strips *c d*, and extend down to a level with the lower end of the stool-legs *g g*, substantially as shown. Thus the cage or pail-holder is firmly supported on the floor or ground independently of the stool itself, and the entire holder is quite light, though it securely holds the milk-pail. This, in addition to the ordinary purpose of lightness, prevents the stool from being overweighted at the front end, and enables the stool and holder together to be balanced near the middle of the stool, this being assisted by putting two of the three legs of the stool behind and only one in front. Hand and thumb holes *h i* are cut in the stool near the balancing-point to lift and carry the stool by.

The whole construction of the stool and holder is simple and cheap, and it is convenient to use and easy to handle.

What I claim as my invention, and desire to secure by Letters Patent, is—

A milking-stool provided with a pail-holder, B, constructed with a wire rim, *a*, and thin strap-metal bottom strips *c d*, and feet *fff*, all formed and united substantially as and for the purpose herein specified.

In testimony whereof I affix my signature in presence of two witnesses.

JOHN W. BRAYMAN.

Witnesses:

F. H. ROBINSON,
A. M. BURRELL.