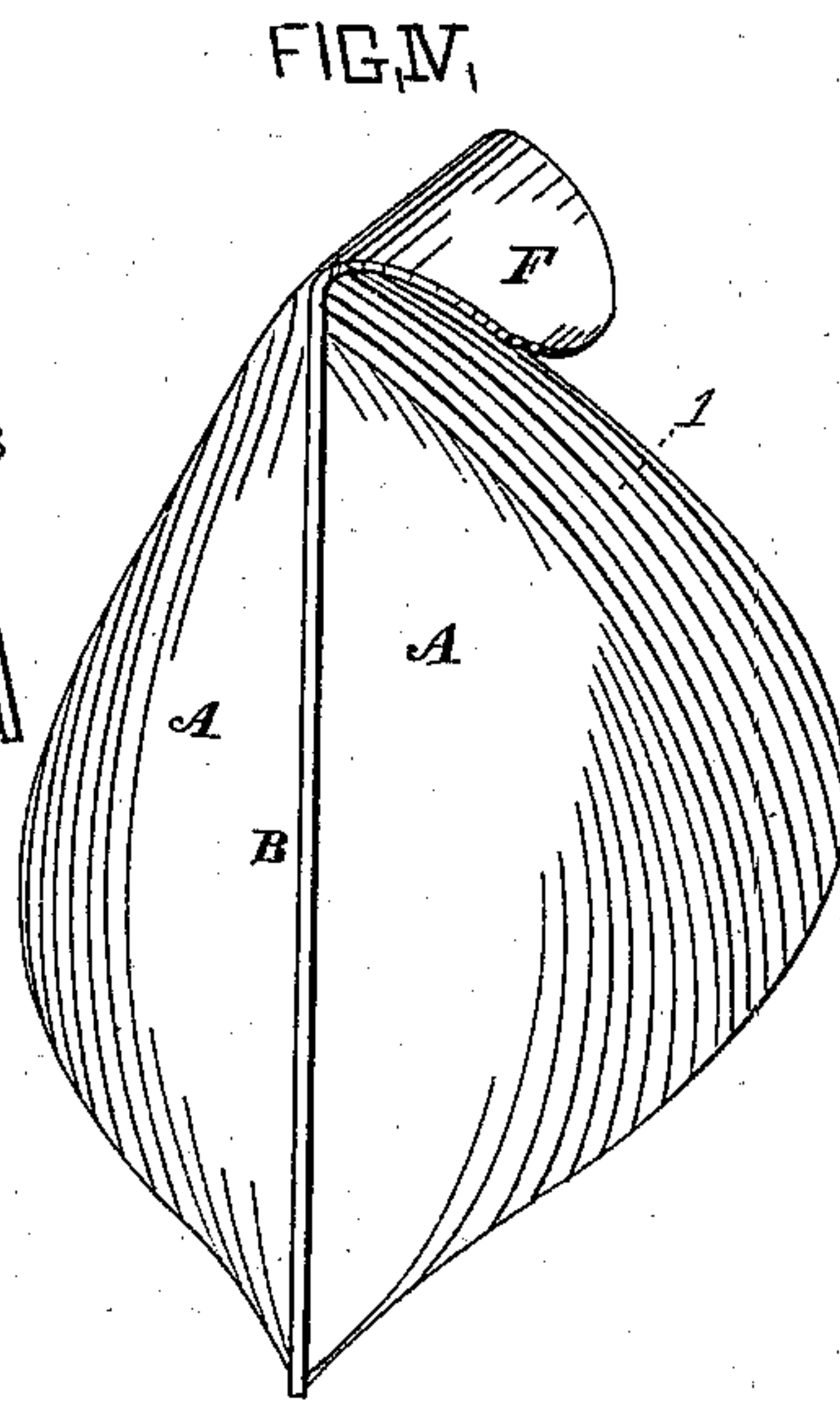
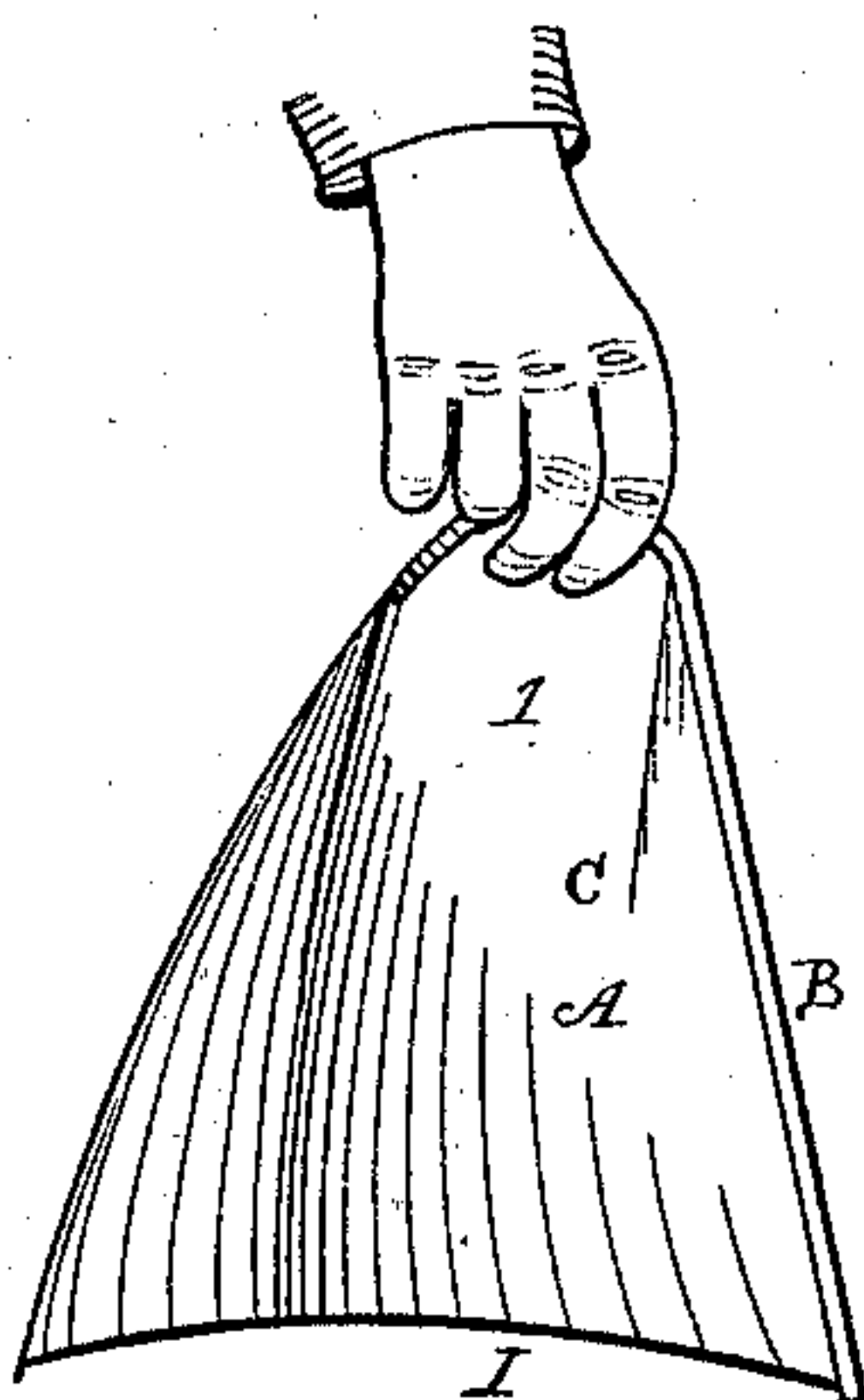
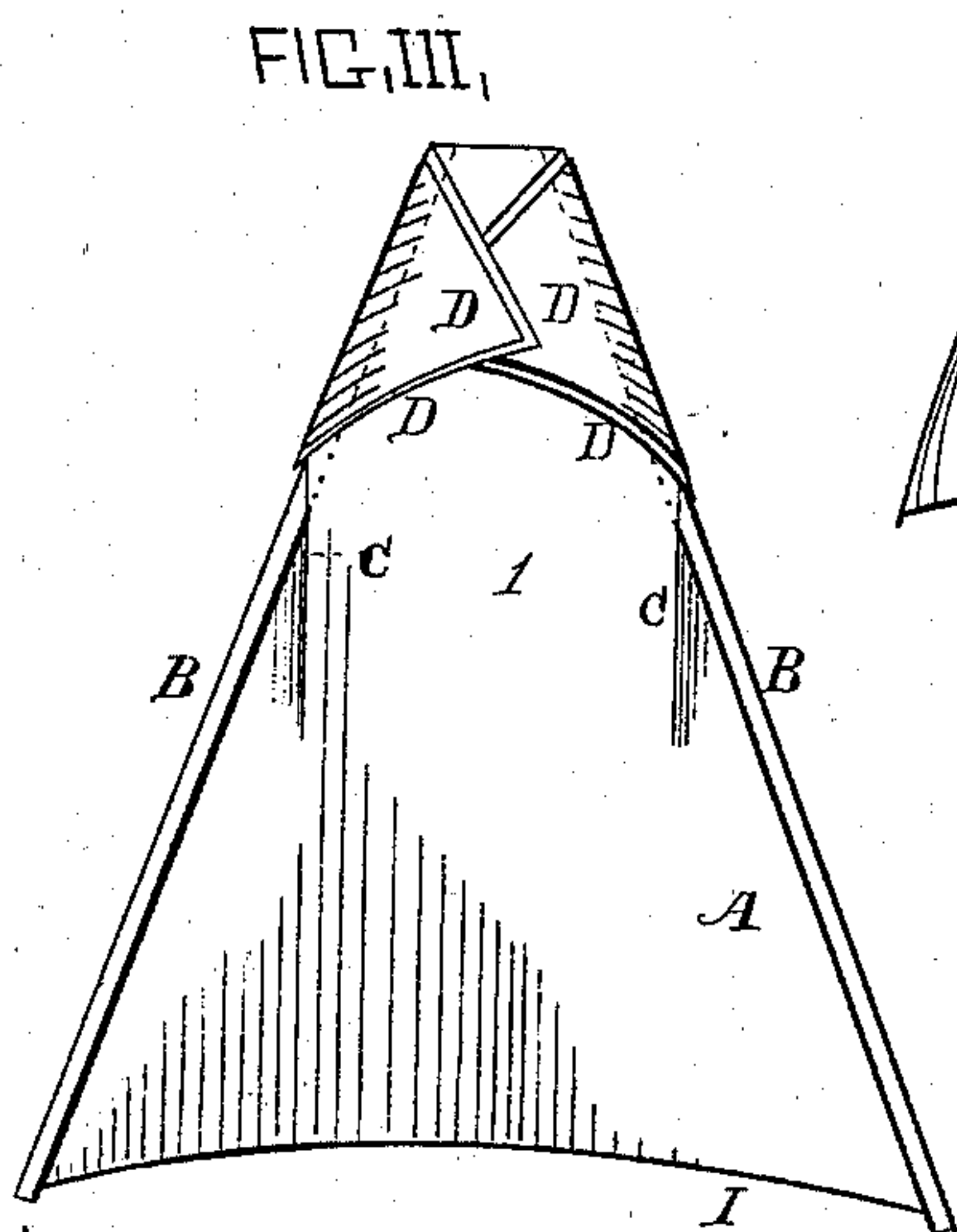

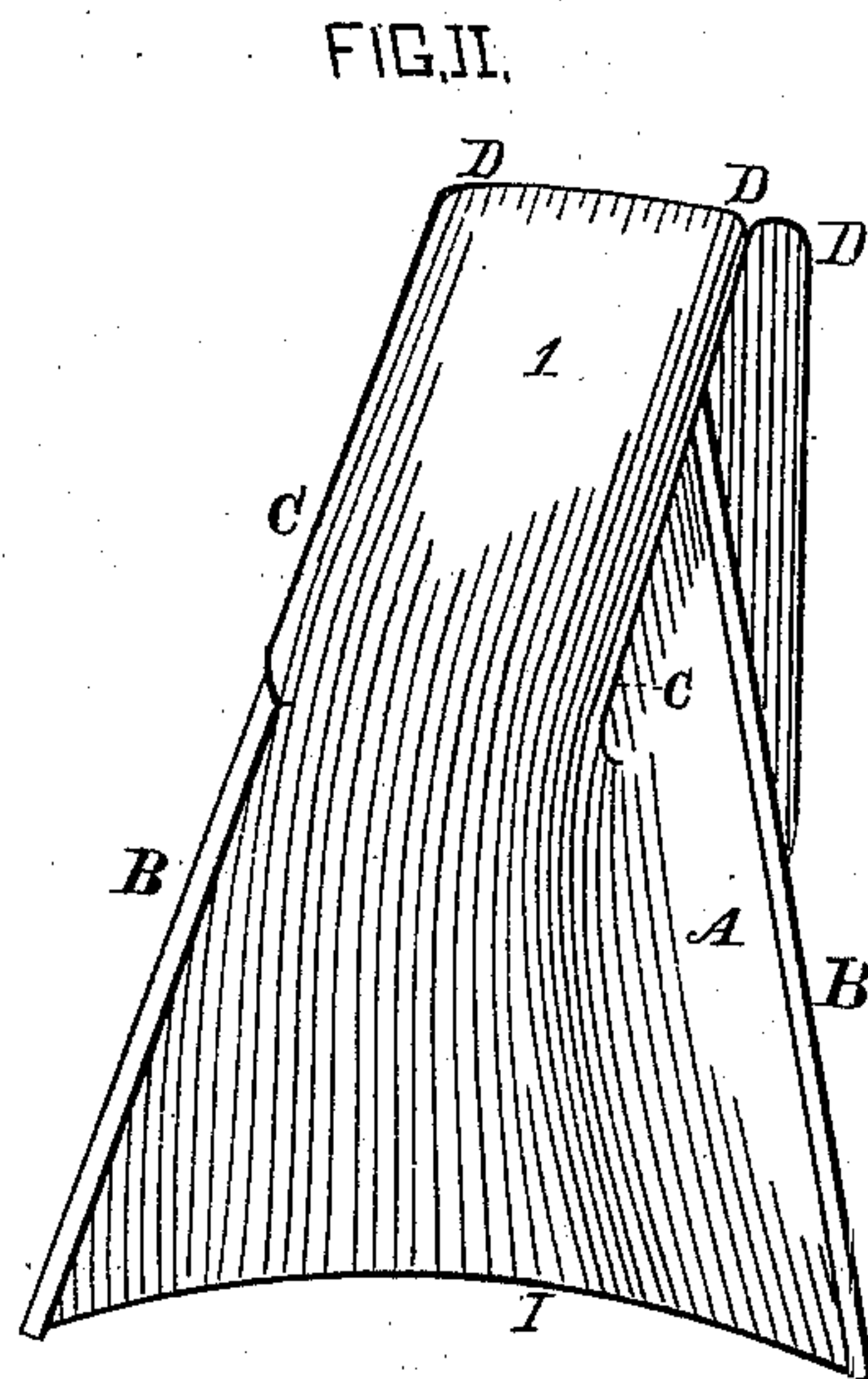
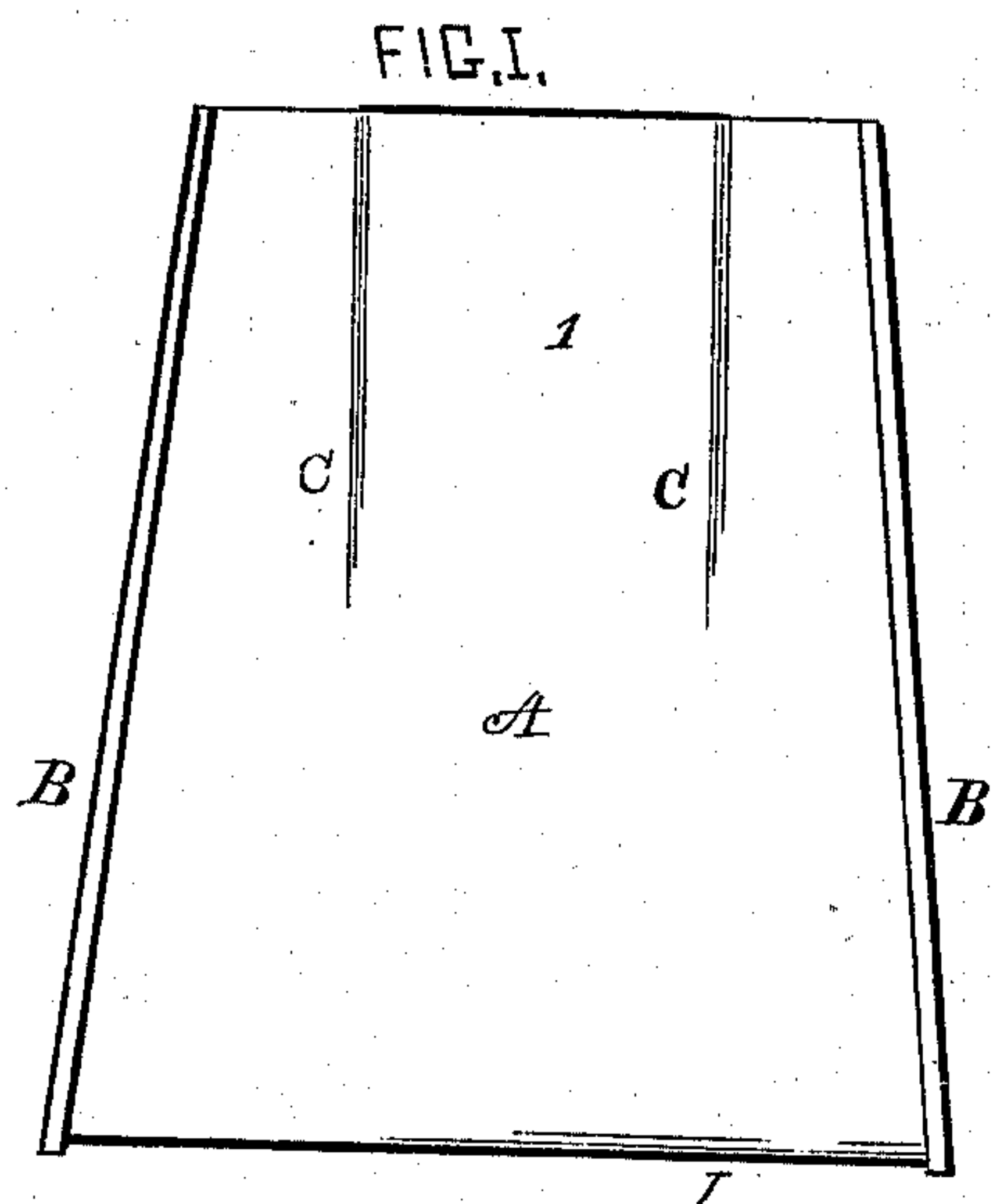


(Model.)

I. W. HOLLETT.
METAL SEAMED PAPER SACK.

No. 261,851.

Patented Aug. 1, 1882.



WITNESSES,
Charles M. French
F. H. Moore.

INVENTOR,
Ira W. Hollett
By G. L. Chapin. Atty.

UNITED STATES PATENT OFFICE.

IRA W. HOLLETT, OF CHICAGO, ILLINOIS, ASSIGNOR OF ONE-HALF TO
WILLIAM H. ALTMAN, OF SAME PLACE.

METAL-SEAMED PAPER SACK.

SPECIFICATION forming part of Letters Patent No. 261,851, dated August 1, 1882.

Application filed February 8, 1882. (Model.)

To all whom it may concern:

Be it known that I, IRA W. HOLLETT, of Chicago, in the county of Cook and State of Illinois, have invented a new and useful Improvement in Metal-Seamed Paper Sacks, of which the following is a specification, reference being had to the accompanying drawings, illustrating the improvement, in which—

Figure 1 is an elevation of the metal-seamed paper sack in form as manufactured. Fig. 2 represents the sack filled and the metal clamps brought together at the top, it being the first position toward closing the sack. Fig. 3 is the same sack in the second position toward closing it. Fig. 4 shows the closed sack, and Fig. 5 how it is to be carried. Fig. 6 is a broken section of the sack and metal clamp on line *x*, Fig. 1.

The nature of the present invention consists, first, of a paper sack whose seams are formed by the two edges of the paper being clamped between metal strips; and, second, in the novel manner in which the sack is closed and provided with a carrying device, as the whole is hereinafter described.

A A represent the two sides of the sack, which are folded at I to form the bottom edge or end, the top of the sack being the narrower, to make what I consider the best form of sack. The edges of the sack A A are brought together and clamped by metal strips B B, as shown at Fig. 6, so as to be liquid-tight.

In practice the paper should be cut by suitable mechanism, so as to be of uniform size, and the clamps should be formed and clamped to the paper to form fluid-tight joints by machinery suitable for the purpose, to enable the sacks to be made at the least cost. The advantage of the metal-seamed sacks over those seamed with cement is the metal seams will not leak by contact with the fluid and the metal seams can be utilized to fold and close

the mouth of the sack and to form a carrying-handle.

To facilitate the closing of the mouth of the sack creases C C are formed by suitable mechanism on the top portion of each side thereof, as shown, that the paper may readily bend on the creases when the top ends of the clamps are brought together, as shown at Fig. 2. The corners D D at Fig. 2 are then lapped over to one side of the sack, as shown at Fig. 3, after which the tip F is bent over, as shown at Fig. 4.

The method of carrying the sack is shown at Fig. 5. The bent tip F holds the folds in place, so that the sack may be carried in a delivery-wagon without its contents being spilled. The space I between the creases should be such a distance apart as to let the top ends of the clamps come together, or nearly so, when the first fold is made, as at Fig. 2, and if creases be not formed on the paper the fold should be the same as when the paper is creased. A practical test has been made to show that all the ordinary-sized liquid-sacks can be seamed with metal liquid-tight, and be closed as described.

I claim and desire to secure by Letters Patent—

1. As a new article of manufacture, a paper sack seamed up at its opposite edges by metal clamps, as specified.

2. The method of closing metal-seamed sacks—viz., bringing the top ends of the metal clamps together, forming central plaits, 1, on both sides of the top portion of the sack, folding the corners D D D D of the plaits to one side of the sack, and then bending the tip so formed over to the side to form a handle to the sack, as specified.

IRA W. HOLLETT.

Witnesses:

G. L. CHAPIN,
JAMES EMMETT.