

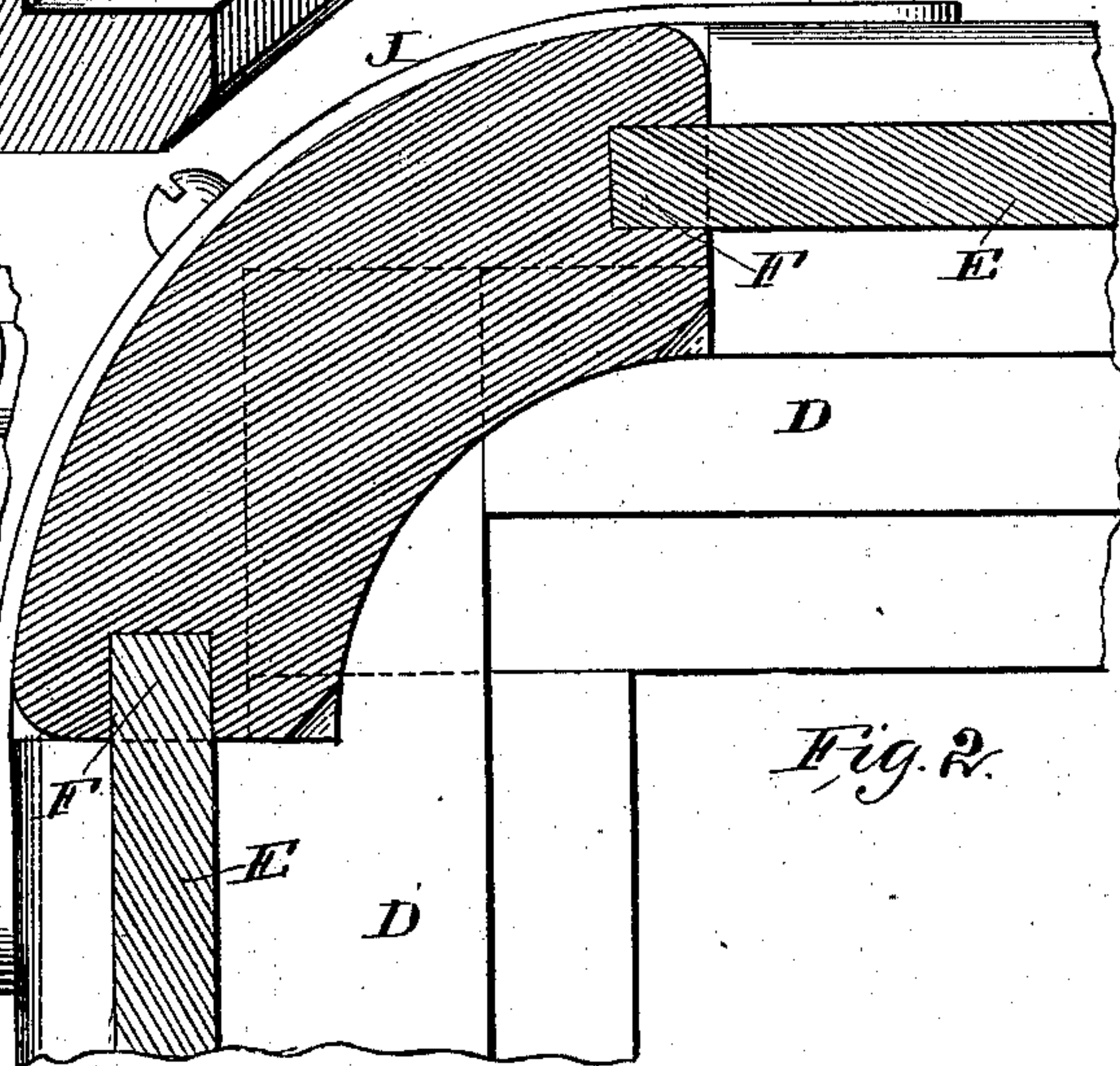
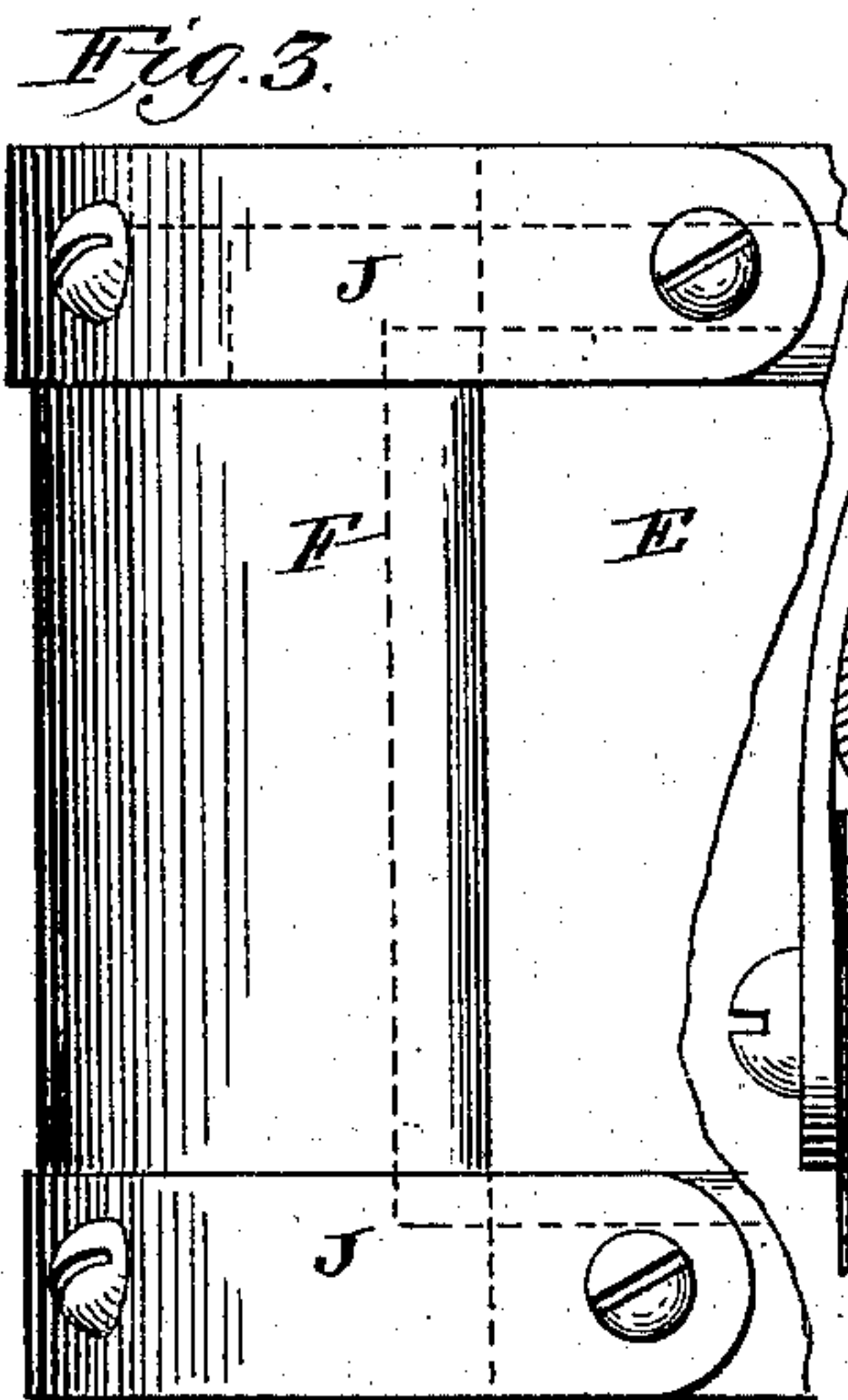
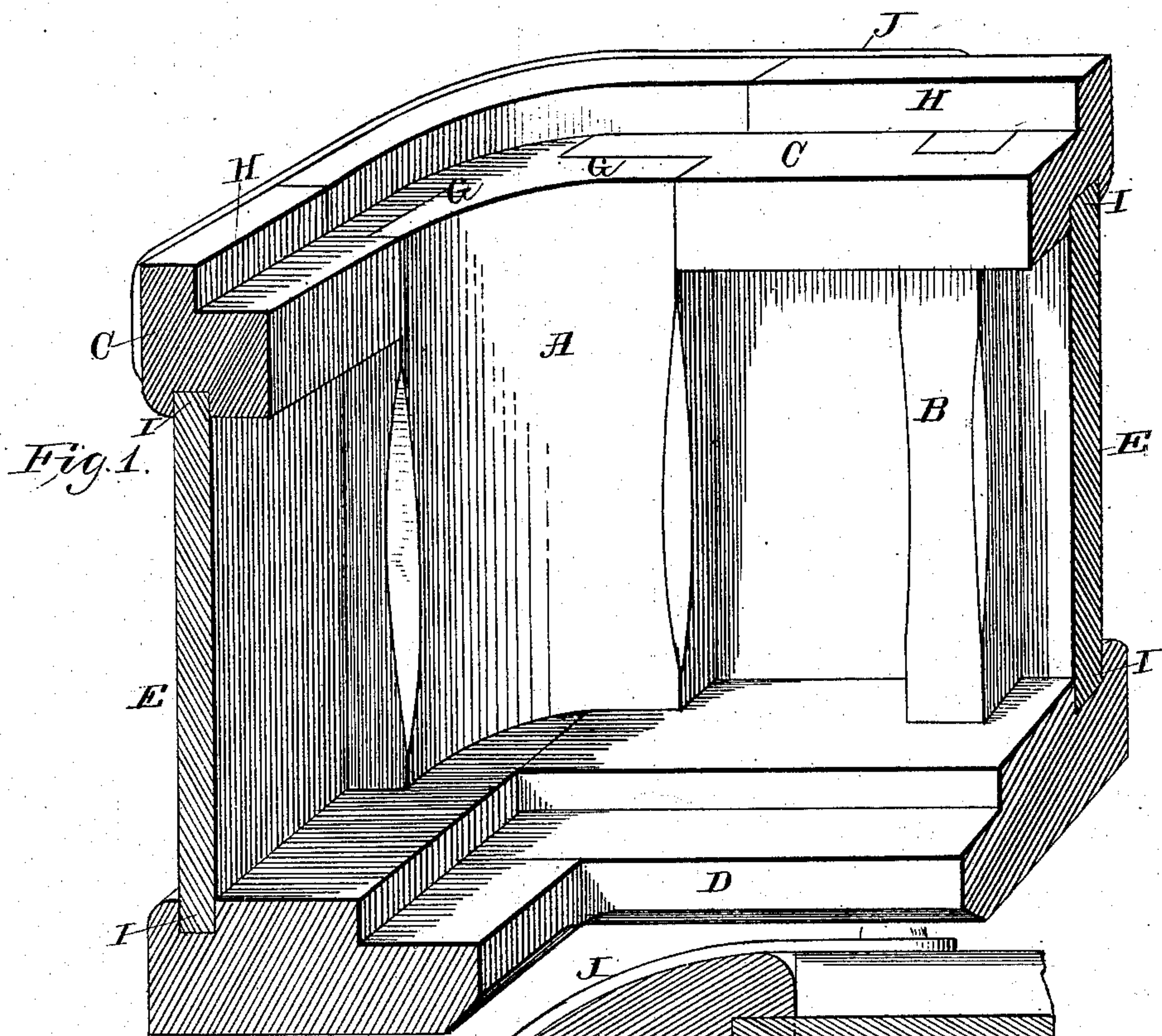
(No Model.)

A. J. CALKINS.

CARRIAGE BODY.

No. 261,829.

Patented Aug. 1, 1882.



Witnesses:

E. L. Ammer
Chas. Litzy

Inventor:

Alton J. Calkins
By Jas. P. Enrie
Attorney.

UNITED STATES PATENT OFFICE.

ALTON J. CALKINS, OF OMRO, WISCONSIN.

CARRIAGE-BODY.

SPECIFICATION forming part of Letters Patent No. 261,829, dated August 1, 1882.

Application filed May 13, 1882. (No model.)

To all whom it may concern:

Be it known that I, ALTON J. CALKINS, a citizen of the United States, residing at Omro, in the county of Winnebago and State of Wisconsin, have invented certain new and useful Improvements in Carriage-Bodies; and I do hereby declare the following to be a full, clear, and exact description of the invention, such as will enable others skilled in the art to which it appertains to make and use the same, reference being had to the accompanying drawings, and to letters or figures of reference marked thereon, which form a part of this specification.

My invention relates to improvements in carriage-bodies, and pertains to the peculiar construction of the corner-posts, the side, frames, and the manner of attaching the panels to the frames and corner-pieces.

My invention is further explained by reference to the accompanying drawings, in which—

Figure 1 represents a perspective view of one corner of the body. Fig. 2 is a horizontal section, and Fig. 3 an outside view.

Like parts are represented by the same reference-letters through the several views.

A is the corner-post. B represents one of the standards which are inserted at short intervals between the respective corners. C is the upper rail. D is the lower rail. E are the panels.

The corner-posts A are provided with grooves F F upon their respective edges for the reception of the ends of the panels E, and recesses G G for the reception of the ends of the rails C C. The rails C C and the upper ends of the corner-posts A are provided with a narrow flange or elevation, H, which projects above the body of the rail and serves to

retain the seat upon the edge of the box. The thickness of the posts A is such that they form a neat ornamental finish to the corner upon the outside, while they are flush with the inner surface of the upper rails upon the inside.

The ends of the posts B are tenoned into the lower and upper rails in the ordinary manner. Both the upper and lower rails, C and D, are provided with grooves I I, for the reception of the respective upper and lower edges of the panels, whereby the panels are retained without screws at both their sides and ends, as shown. The upper and lower rails are connected together by the standards B, thus forming a rigid substantial frame for the body. It is obvious that by thus securing the edges of the panels in grooves much stronger and more durable joints are formed than heretofore, and the tendency to become separated by action of the atmosphere is thus avoided.

J J are corner-irons, by which the corner-posts and the top and bottom rails are rigidly retained in contact. The corner-posts may be made of cast-iron instead of wood, if desired.

Having thus described my invention, what I claim as new, and desire to secure by Letters Patent, is—

The corner-posts A, provided with recesses G G and grooves F F, in combination with rails C and D, panels E, and irons J J, substantially as and for the purpose specified.

In testimony whereof I affix my signature in presence of two witnesses.

ALTON J. CALKINS.

Witnesses:

JAS. B. ERWIN,

CLARENCE S. BROWN.