

(No Model.)

B. ROUX.

STOVE PIPE SHELF.

No. 261,047.

Patented July 11, 1882.

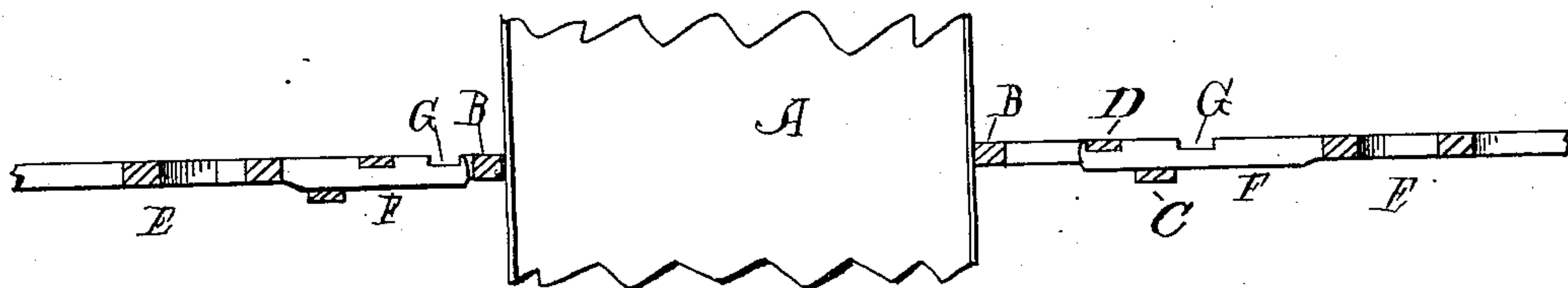


Fig. 1.

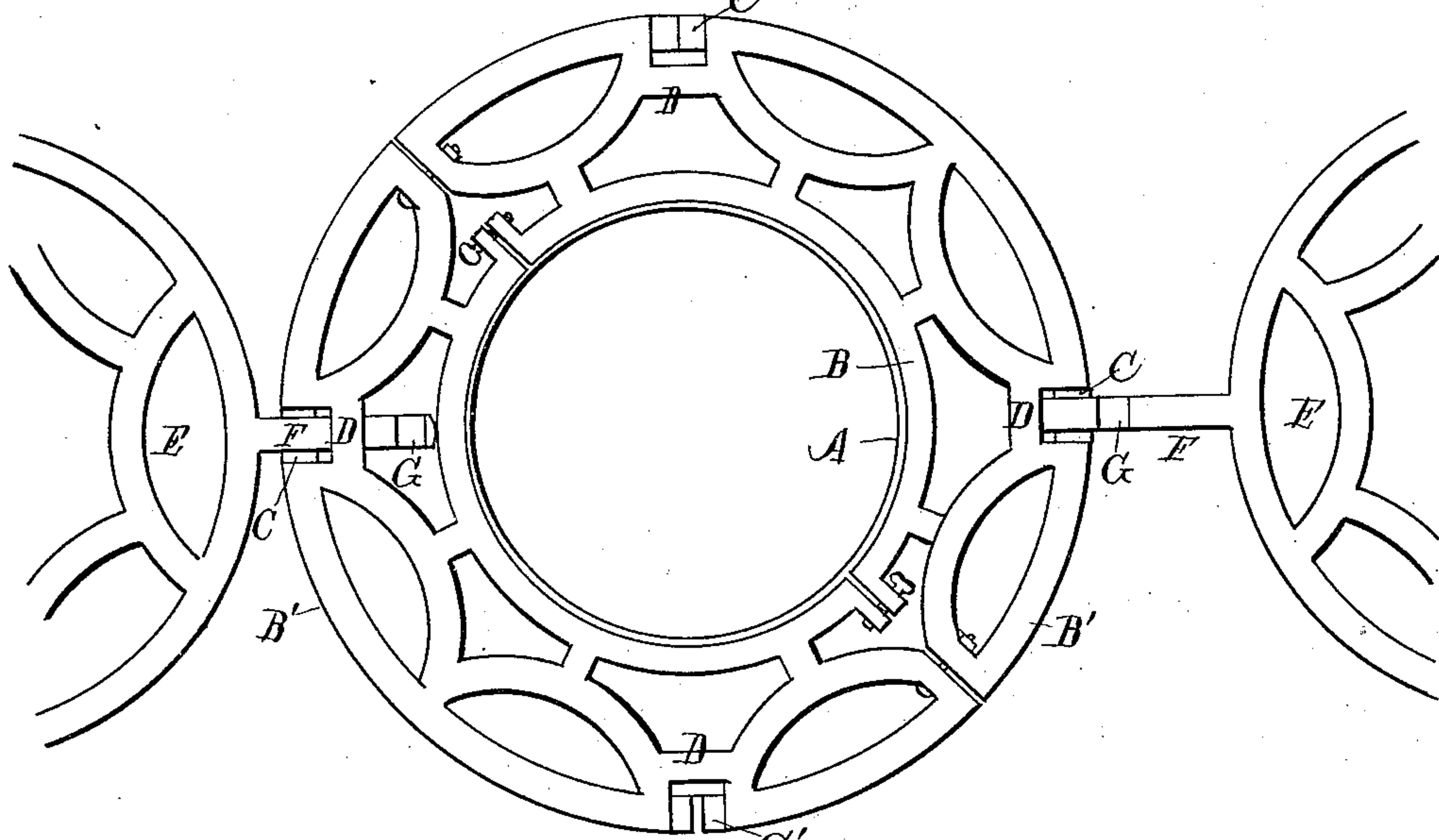


Fig. 2.

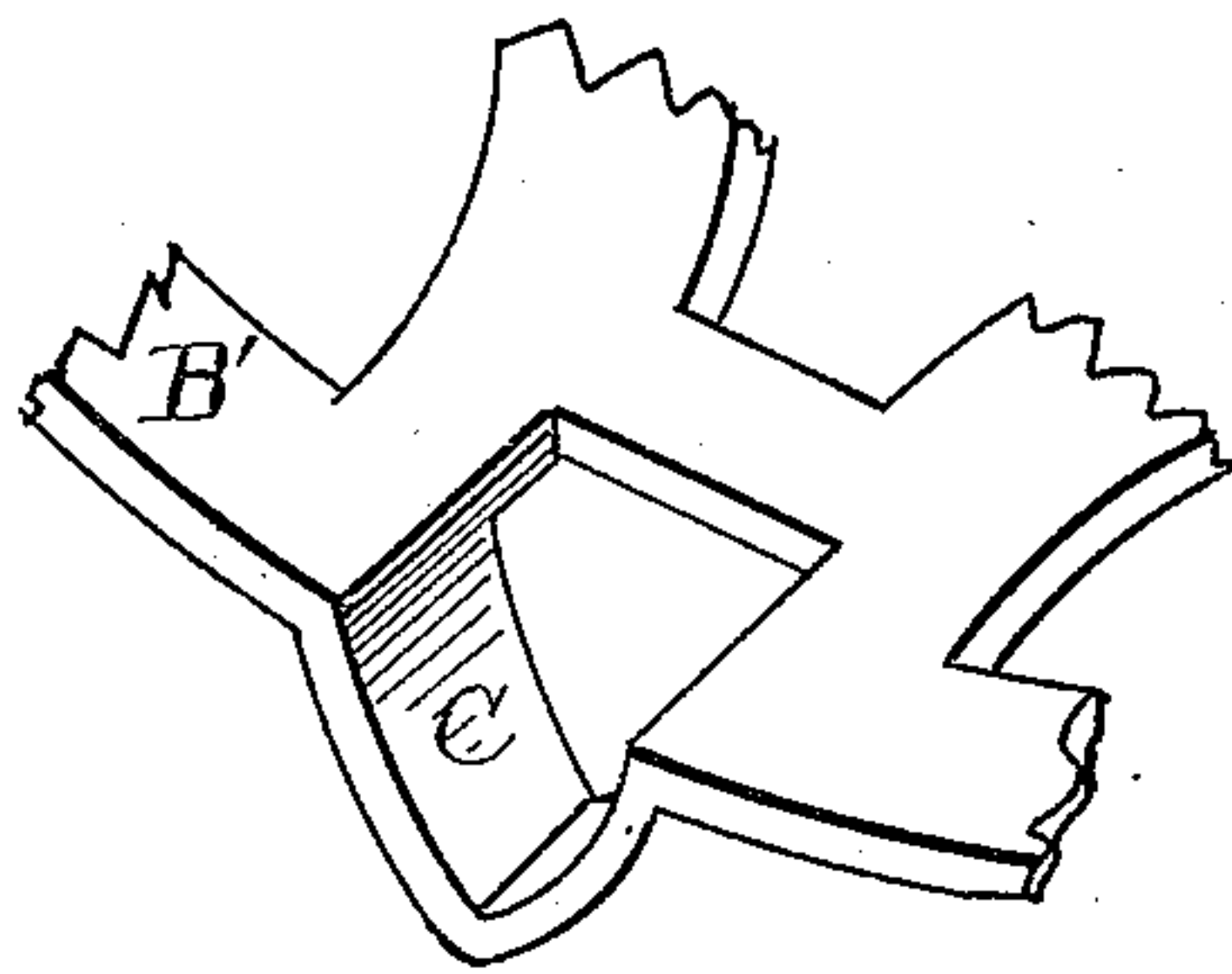


Fig. 3.

Witnesses:

O. Bailey

A. Beck.

Inventor:

Benoit Roux

J. S. Zerbe
Atty

UNITED STATES PATENT OFFICE.

BENOIT ROUX, OF CINCINNATI, OHIO, ASSIGNOR TO J. E. SHEPARD & CO.,
OF SAME PLACE.

STOVE-PIPE SHELF.

SPECIFICATION forming part of Letters Patent No. 261,047, dated July 11, 1882.

Application filed January 20, 1882. (No model.)

To all whom it may concern:

Be it known that I, BENOIT ROUX, of Cincinnati, in the county of Hamilton and State of Ohio, have invented a new and useful Improvement in Stove-Pipe Shelves, which improvement is fully set forth in the following specification and accompanying drawings, in which—

Figure 1 is a vertical sectional view of the shelf and pipe. Fig. 2 is a top view of same, and Fig. 3 is an enlarged detail view of a portion of the circle to which the removable section is attached.

The object of my invention is to provide a simple stove-pipe shelf.

It is common in this class of shelves to provide a ring or circle with independent plates or wings, either removable or permanently secured to the circle, which is attached to the stove-pipe.

My invention has reference wholly to the manner of fastening the wings to the circle which is attached to the stove-pipe.

Referring to the accompanying drawings, A represents the stove-pipe, and B the inner circle, secured to the stove-pipe in the ordinary manner.

B' is the outer rim, to which the wings E are attached.

The rim B' is provided at proper intervals with depressions C, as shown, or simply with downwardly-formed lips C', as shown in Fig. 2.

Within the rim B at each depression C C'

is a cross-brace, D, the object of which will be now explained.

The wing E has an arm, F, adapted on its lower side to fit the V-shaped depression of the rim B'.

The upper edge of the arm is provided with notches or gains G, into which the cross-brace D enters when the wing is attached. It is obvious that these gains may be cut into the arm F on the under side to fit the rim B, or in both the upper and lower edges, without departing from the spirit of my invention.

The attachment of the wing is plain. The inner end of the arm F is inserted at the depression C, so as to pass under the cross-brace D, and the latter, with the rim B, holds the wings firmly in position, when they may be as readily removed or adjusted to suit requirements.

Having described my invention, what I claim as new, and desire to secure by Letters Patent, is—

In a stove-pipe shelf, the rim B', having the depressions C, as shown, and the cross-braces D within, in combination with the wings E, having the arms F, adapted to fit the depressions C on their under sides, and having the adjusting-gains G, substantially as and for the purpose herein set forth.

BENOIT ROUX.

Witnesses:

J. S. ZERBE,

CHARLES A. BRUTTING.