

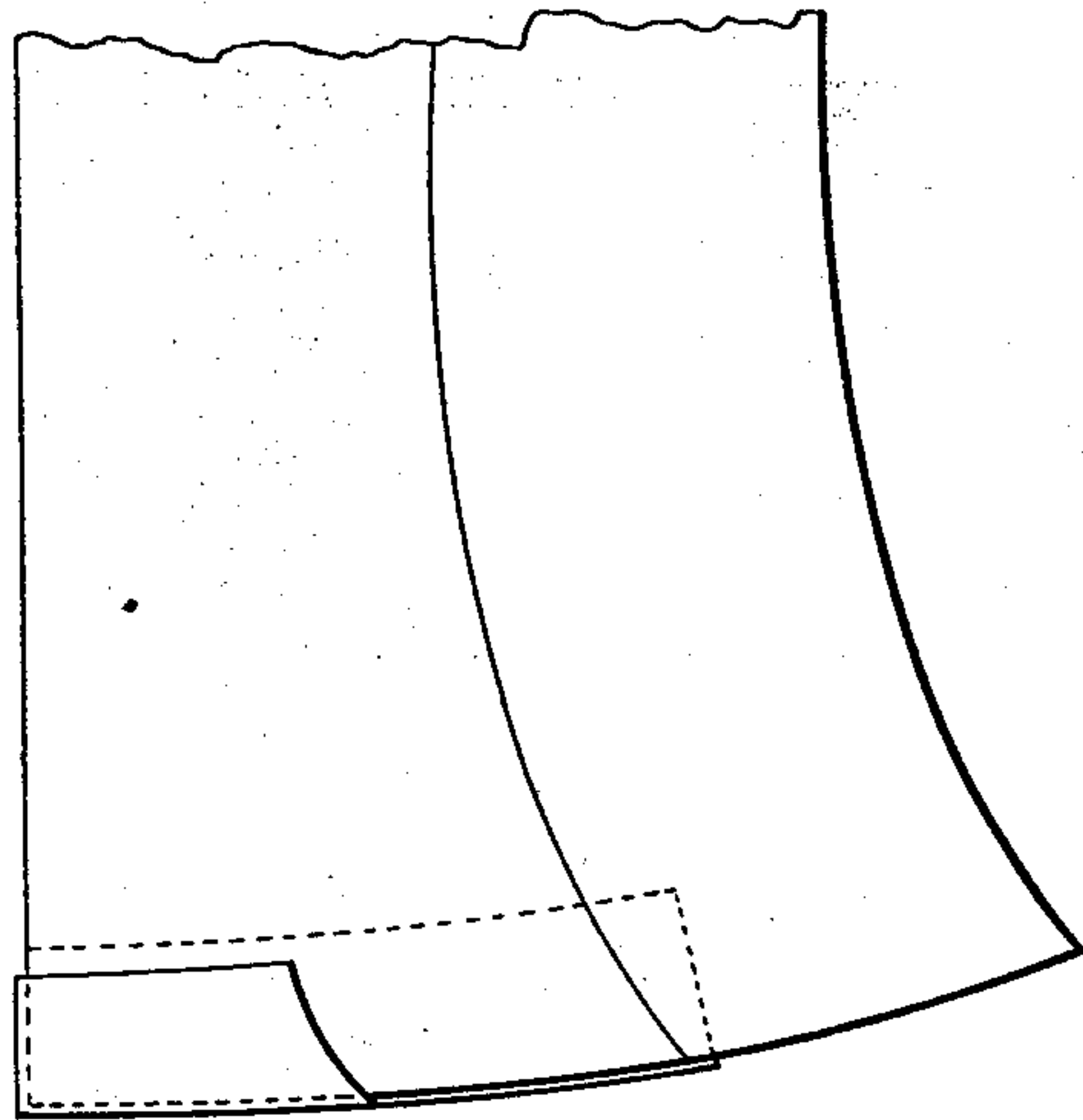
(No. Model.)

G. R. OLNEY.  
PANTALOONS GUARD.

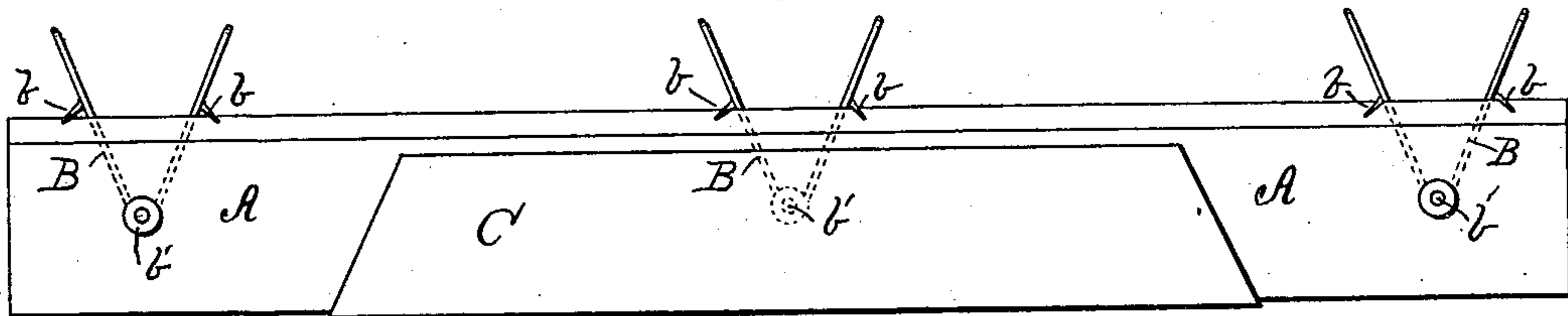
No. 261,029.

Patented July 11, 1882.

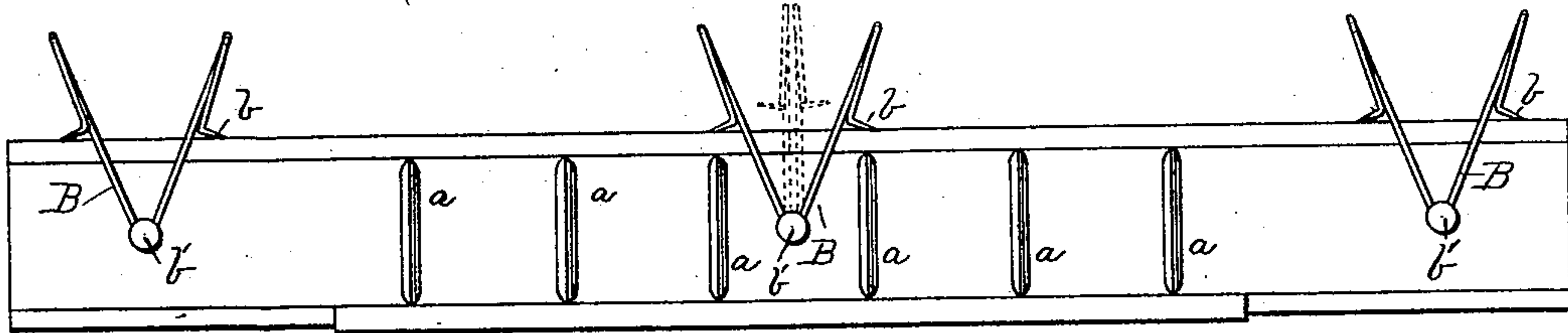
*Fig. 1.*



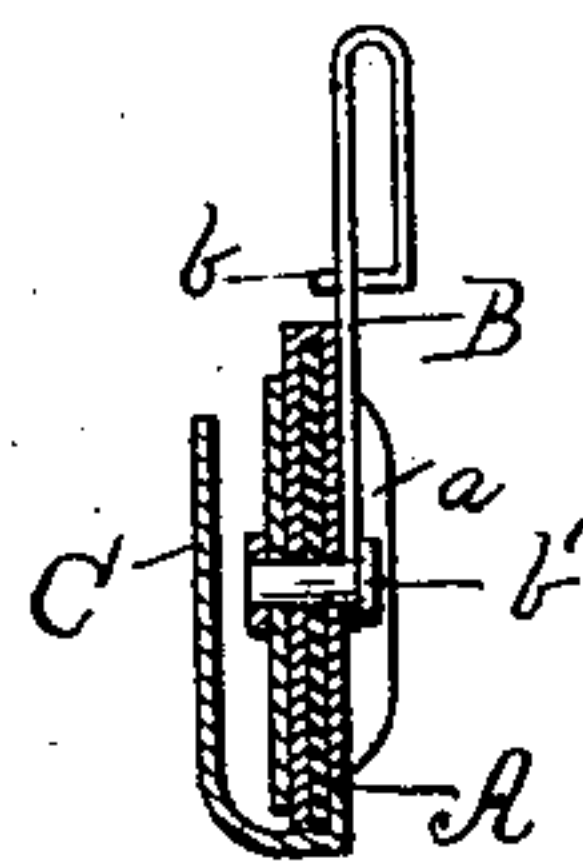
*Fig. 2.*



*Fig. 3.*



*Fig. 4.*



Witnesses:

J. W. Garner  
Jas L. Halley

Inventor:

Geo. R. Olney  
By H. J. Ennis

# UNITED STATES PATENT OFFICE.

GEORGE R. OLNEY, OF ST. LOUIS, MISSOURI.

## PANTALOOON-GUARD.

SPECIFICATION forming part of Letters Patent No. 261,029, dated July 11, 1882.

Application filed April 11, 1882. (No model.)

*To all whom it may concern:*

Be it known that I, GEORGE R. OLNEY, a citizen of the United States, residing at St. Louis, in the county of St. Louis and State of Missouri, have invented certain new and useful Improvements in Pantaloon-Guards, of which the following is a specification, reference being had therein to the accompanying drawings.

My invention has relation to devices for protecting the edges of pantaloons at the point where the cloth comes in contact with the heel of the boot or shoe; and the novelty consists in the construction of the same, as will be hereinafter more fully described, and particularly pointed out in the claims.

In the accompanying drawings similar letters of reference indicate like parts of the invention.

Figure 1 is a side elevation of the bottom end of one leg of a pair of pantaloons fitted with my protector. Fig. 2 is a rear view of the protector detached; Fig. 3, a front view of the same; and Fig. 4 is a cross-section through the center.

A is a strip of flexible material, preferably rubber, to the inner side of which is secured a series of ribs, *a*.

B B are spring-clips provided with sharp point *b*, made of a single piece of wire, and secured to the strip A by the rivets *b'*.

C is a flexible strip or lapel, of suitable textile or rubber material, secured to the inner side of the strip A so as to extend around the bottom of it and up on the outside.

In attaching the protector to pantaloons already made the strip A is placed on the inside of the legs at the bottom, so that the outer strip, C, extends a short distance up the leg on the outside, in the position shown in Fig. 1. The spring-clips B are pressed together, as shown by the dotted lines in Fig. 3, and the

points *b* inserted into the cloth forming the legs of the pants. The clip is then allowed to expand, so as to force the points into the cloth. This holds the protector firmly in place. By this means the ribs *a* keep the pants from coming in contact with the heel, and thus prevent the mud or dirt from being wiped up the legs and soiling either the shoes or the pants, as it is well known from experience that where the pants come in contact with the heels the mud and dirt are being continually wiped up between them.

In attaching my protector to the apparel in the course of manufacture I dispense with the spring-clips, and attach the device directly to the pantaloons by stitching or otherwise, and thus render their position permanent.

Having thus fully described my protector, what I claim as new and useful, and desire to secure by Letters Patent of the United States, is—

1. The flexible strip A, provided with the transverse ribs *a*, in combination with lapel or strip C, substantially as and for the purpose set forth.

2. The flexible strip A, ribs *a*, and lapel C, in combination with the spring-clips B, as and for the purpose set forth.

3. As a new article of manufacture, a protector for the legs of pantaloons, consisting of a strip of flexible material provided with ribs to prevent cloth from coming in contact with the boot or shoe, and provided with a spring-clip whereby it may be secured to the garment, as and for the purpose set forth.

In testimony whereof I affix my signature in presence of two witnesses.

GEORGE R. OLNEY.

Witnesses:

JNO. B. BUSWELL,  
JAMES SHORE.