

(No Model.)

L. C. MORRIS.

WASH BOILER.

No. 261,023.

Patented July 11, 1882.

Fig. 1.

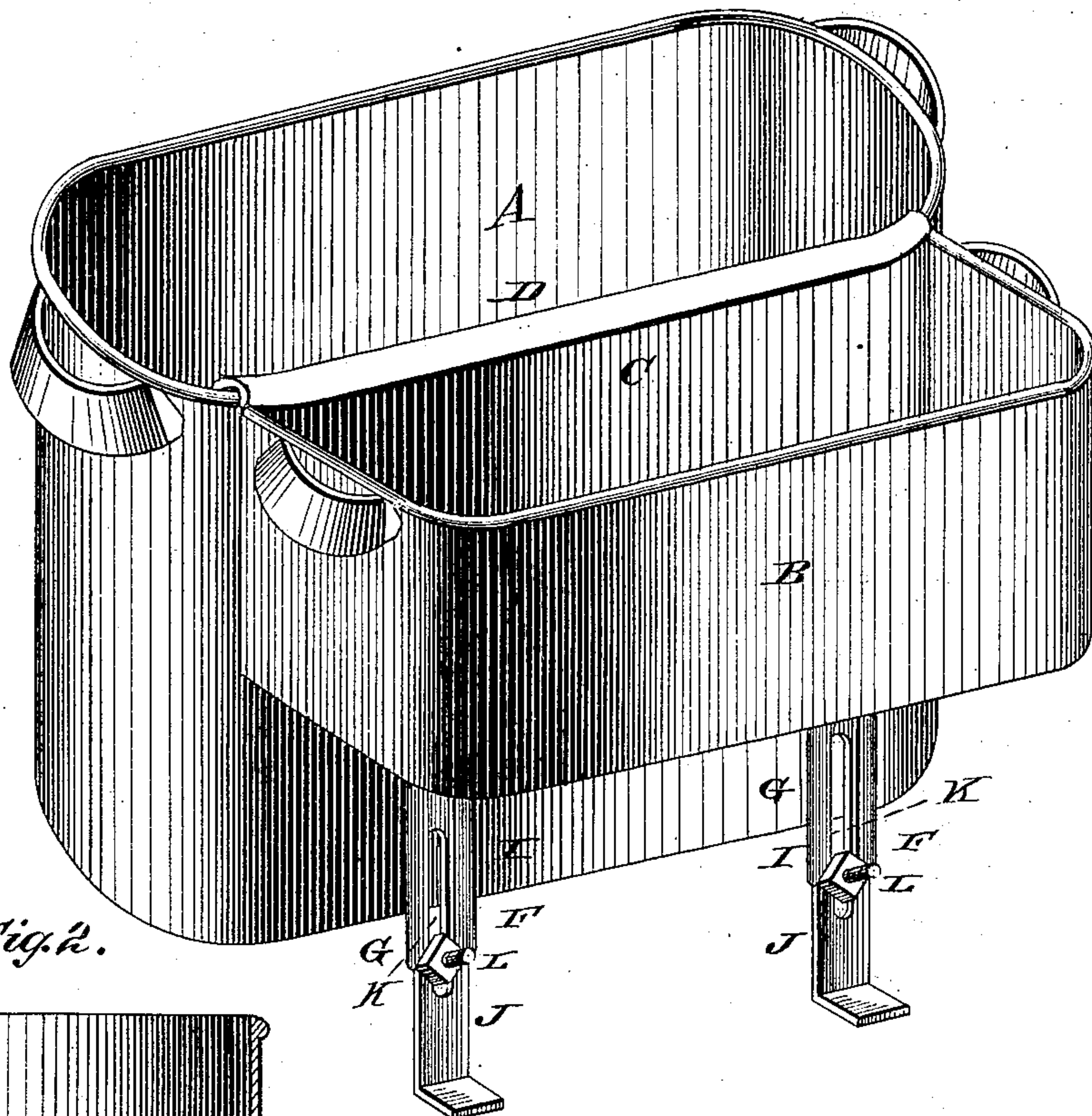


Fig. 2.

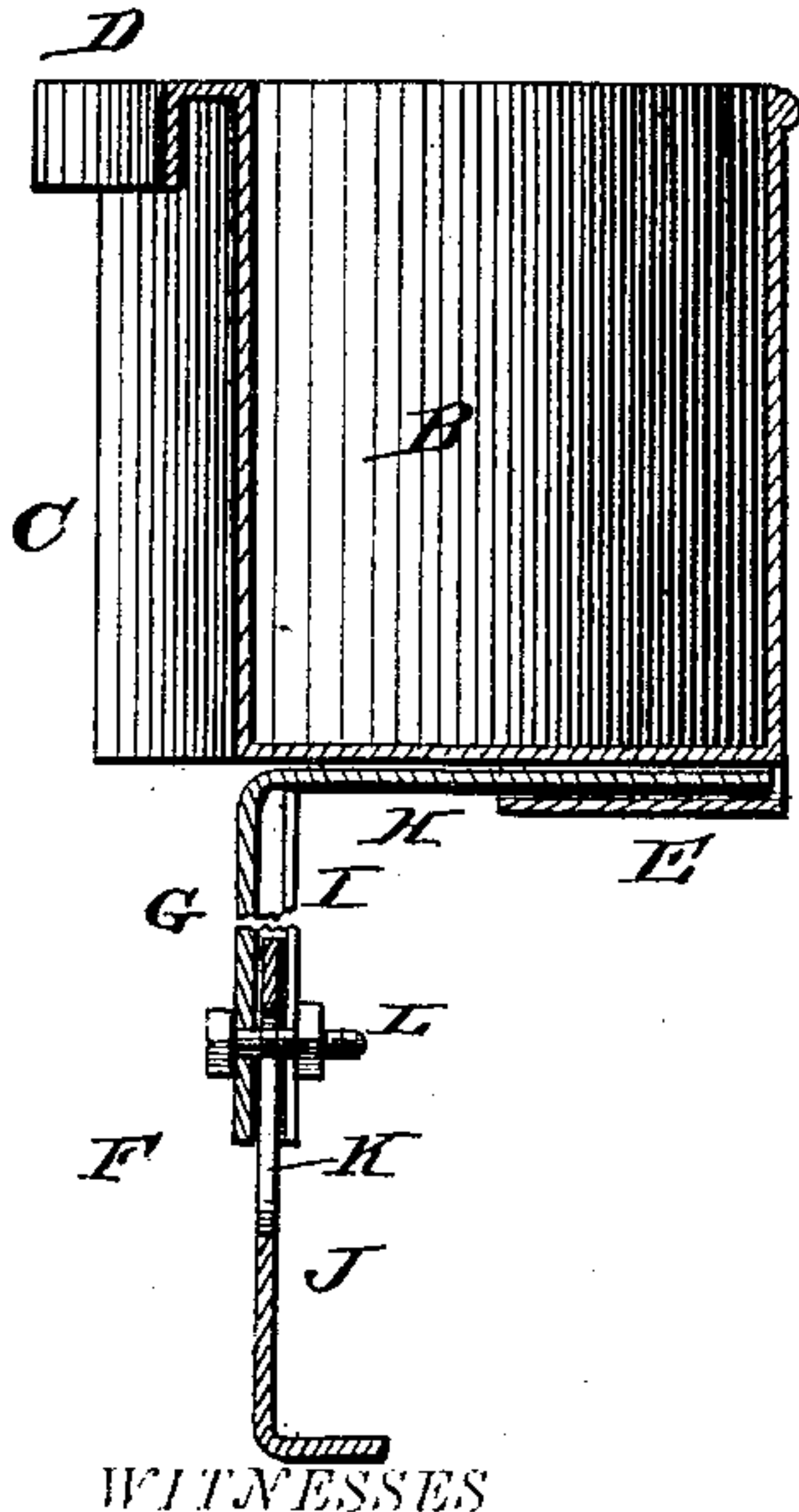
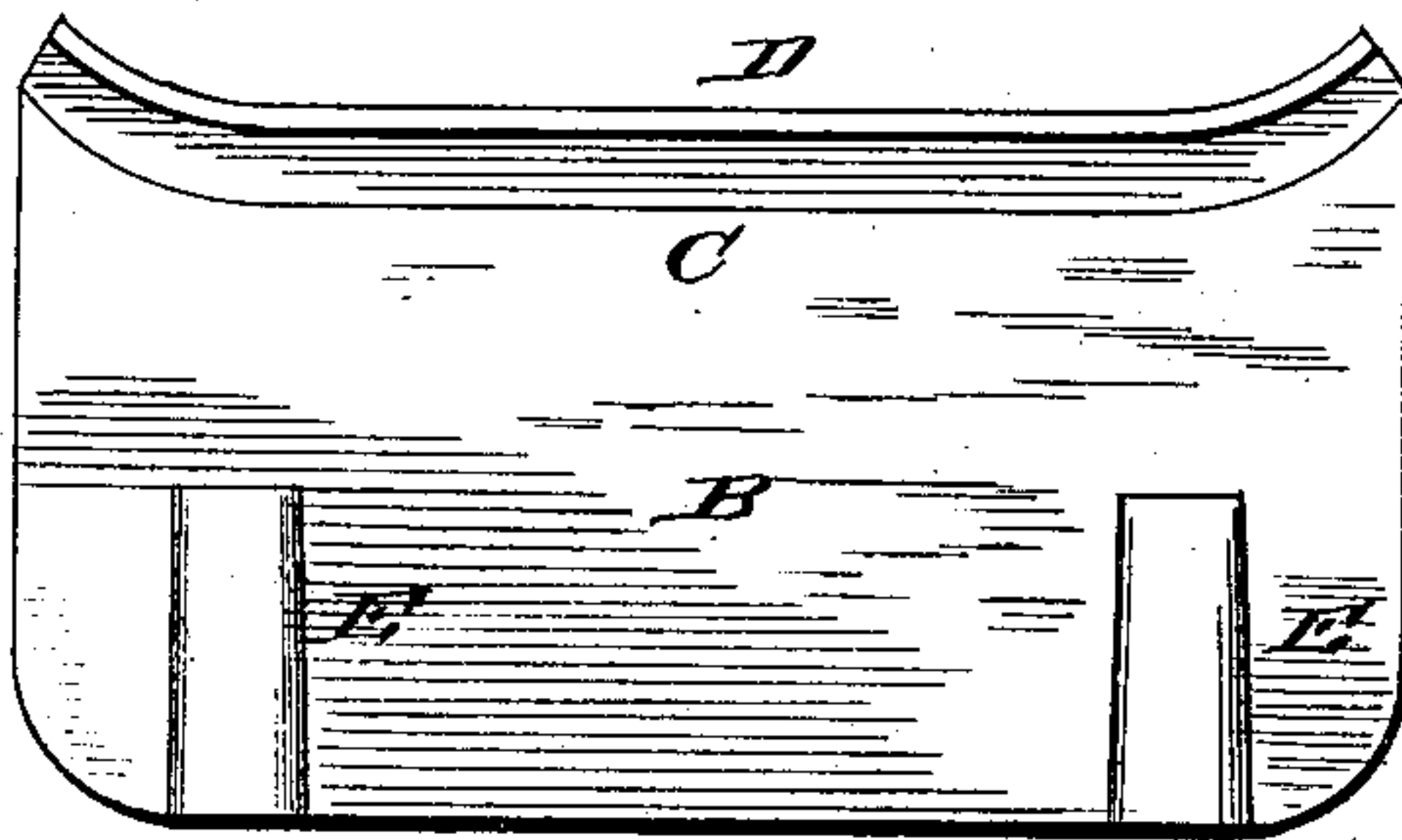


Fig. 3.



Fred. G. Dieterich.
P. C. Dieterich.

INVENTOR/
Lurca C. Morris
by Louis Bagger & Co.
Attorneys

UNITED STATES PATENT OFFICE.

LUVICA C. MORRIS, OF KNIGHTSTOWN, INDIANA.

WASH-BOILER.

SPECIFICATION forming part of Letters Patent No. 261,023, dated July 11, 1882.

Application filed April 15, 1882. (No model.)

To all whom it may concern:

Be it known that I, LUVICA C. MORRIS, of Knightstown, in the county of Henry and State of Indiana, have invented certain new and useful Improvements in Wash-Boilers; and I do hereby declare that the following is a full, clear, and exact description of the invention, which will enable others skilled in the art to which it appertains to make and use the same, reference being had to the accompanying drawings, which form a part of this specification, and in which—

Figure 1 is a perspective view of my improved wash-boiler attachment, showing the same in position for operation. Fig. 2 is a vertical transverse sectional view, and Fig. 3 is a bottom plan.

Corresponding parts in the several figures are denoted by like letters of reference.

This invention relates to an improved attachment to wash-boilers; and it consists of a pan or vessel having a downturned rim or flange and adjustable feet by which it may be attached upon the side of a wash-boiler while the latter is in use, as and for the purposes to be hereinafter more fully described, and particularly pointed out in the claim.

In the drawings hereto annexed, A represents an ordinary wash-boiler, and B my improved attachment, which consists simply of a pan or vessel made of tin or other suitable material, and having one concave side, C, so that it may be fitted closely against one of the sides of boiler A, as shown in Fig. 1 of the drawings. The said concave side is provided at its upper edge with a downturned flange, D, fitting over the upper edge of the adjoining side of the wash-boiler, thus preventing drippings from passing between the sides of the boiler and the attachment.

The pan or vessel B is provided upon its under side with a pair of loops, E, to receive the upper ends or knees of a pair of adjustable legs or supports, F, the function of which is to support the outer edge of the attachment while in position for operation. The said legs

consist each of an upper section, G, having the bent portion or knee H, by which it may be adjusted in one of the loops E, and provided with flanges I to receive and guide the vertically-sliding lower section, J, which is provided with a slot, K, so as to be vertically adjustable by means of a bolt, L, passing through the upper or main section of the leg, as shown. Other well-known means for adjusting or for lengthening or shortening the legs or supports may, however, be employed without changing the nature of my invention.

From the foregoing description, taken in connection with the drawings hereto annexed, the operation and advantages of my invention will be readily understood.

The boiler A being placed in position upon the stove, the attachment B is placed in position, as shown, with the legs resting upon the hearth, the legs being adjustable, so as to suit a stove of any height.

In removing the clothes from the boiler into the vessel B, they may be rested upon the edge while the suds drip back into the boiler, thus avoiding both spilling and the heavy strain in holding the articles while "dripping."

The pan B also answers admirably as a starching pan or bucket.

My invention is simple, inexpensive, and convenient.

Having thus described my invention, I claim and desire to secure by Letters Patent of the United States—

The herein-described improved wash-boiler attachment, consisting of pan or vessel B, having concave side C, downturned rim or flange D, and the adjustable and detachable legs F, as herein described, for the purpose shown and specified.

In testimony that I claim the foregoing as my own I have hereunto affixed my signature in presence of two witnesses.

LUVICA C. MORRIS.

Witnesses:

JOHN E. KEYS,

WILLIAM H. BOWMAN.