

(No Model.)

A. LUTHY.

SAFETY CATCH FOR BREASTPINS.

No. 261,008.

Patented July 11, 1882

Fig. 1.

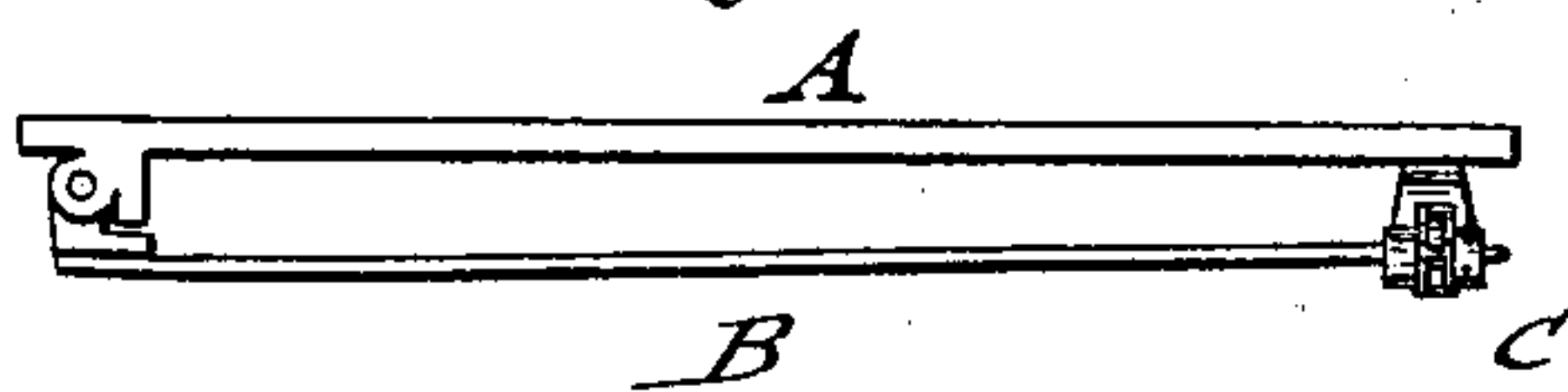


Fig. 2.

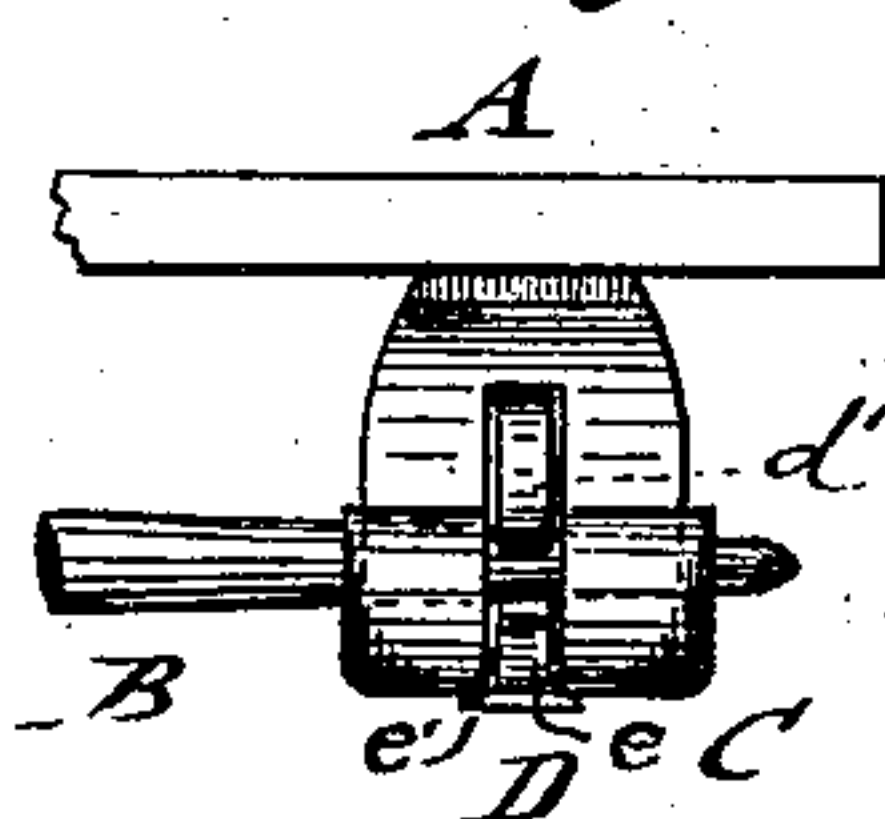


Fig. 3.

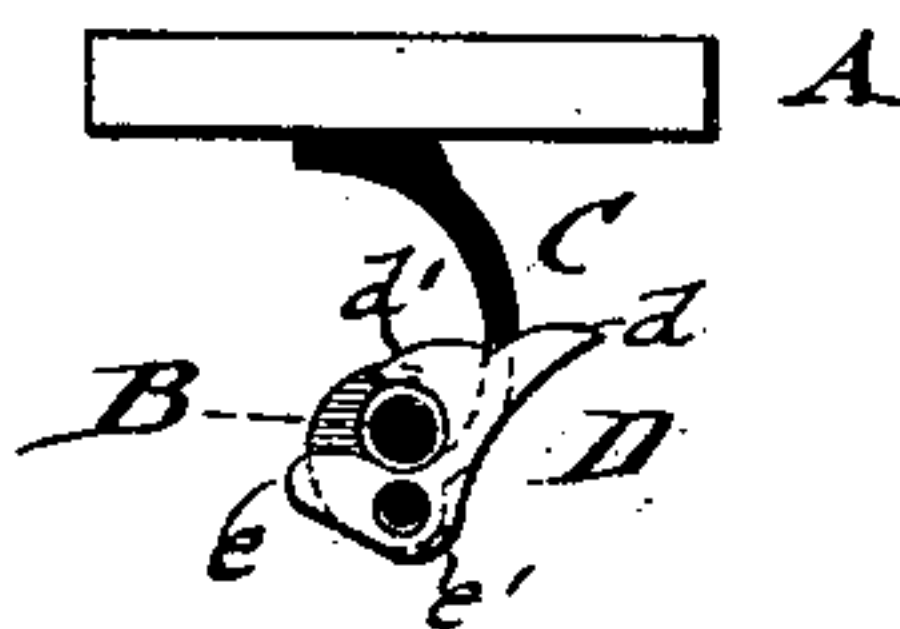


Fig. 4.


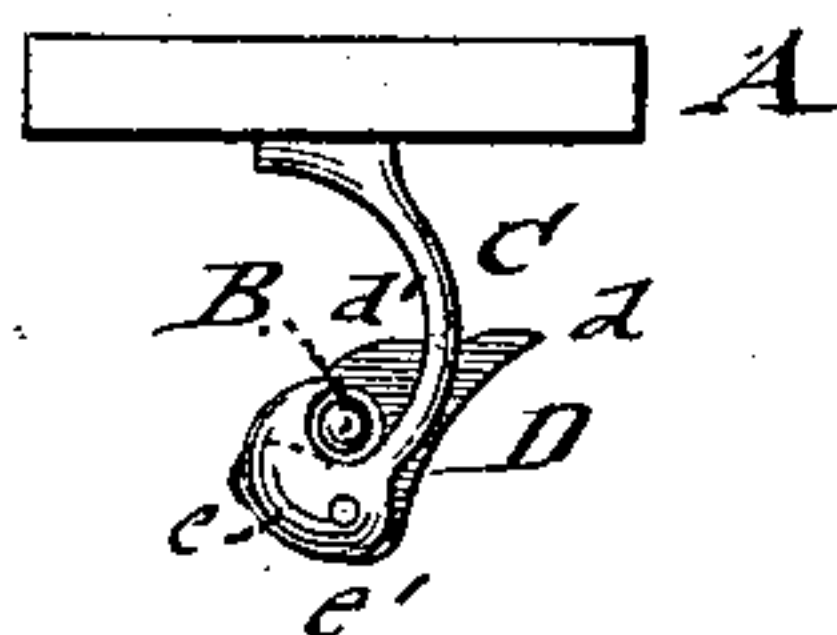


Fig. 5.



WITNESSES:

Jos. W. Rosenbaum.

Otto Risch.

INVENTOR

Adolph Luthy
BY *Paul Goppel.*

ATTORNEY

UNITED STATES PATENT OFFICE.

ADOLPH LUTHY, OF NEW YORK, N. Y., ASSIGNOR TO HIMSELF AND GEORGE W. ROYCE, OF SAME PLACE.

SAFETY-CATCH FOR BREASTPINS.

SPECIFICATION forming part of Letters Patent No. 261,008, dated July 11, 1882.

Application filed March 7, 1882. (No model.)

To all whom it may concern:

Be it known that I, ADOLPH LUTHY, of the city, county, and State of New York, have invented certain new and useful Improvements in Safety-Catches for Breastpins, of which the following is a specification.

This invention has reference to an improved safety-catch for breastpins, whereby the loss of the breastpin by the detaching of the pin from its retaining-catch is prevented, and the pin automatically locked to the catch and released from the same with little trouble.

The invention consists of a locking device consisting of a hook-shaped catch, an angular safety-hook having an outwardly-extending spur, an inwardly-projecting hook, a lever-arm, and a projecting heel, the lever-arm being at right angles to the arm that carries the hook, whereby it comes in contact with the pin and throws the latter out when said hook is withdrawn from the catch.

In the accompanying drawings, Figure 1 represents a side view of a breastpin with my improved safety-catch. Fig. 2 is a side view of the safety-catch on an enlarged scale. Figs. 3 and 4 are vertical transverse sections of the safety-catch, shown respectively in open and closed position; and Fig. 5 is a side view of the safety-catch, also shown in closed position.

Similar letters of reference indicate corresponding parts.

A represents a breastpin of any suitable shape and material; B, the pin, which is hinged at one end to the breastpin A and retained at the opposite end by a hook-shaped catch, C. This retaining-catch C is centrally slitted, and an angular L-shaped safety-hook, D, fulcrumed thereto, so as to swing forward or back in the slit of the retaining-catch C. This safety-hook may also be fulcrumed to either side of the retaining-catch C, in which case the slit is dispensed with.

The angular safety-hook D is provided with an outwardly-extending spur, *d*, an inwardly-extending hook or spur, *d'*, and a rounded-off lever-arm, *e*, at the opposite side of the fulcrum, said rounded-off arm being provided with a sidewise-projecting heel, *e'*, whereby the safety-hook D is retained and stopped when thrown in open position, as shown in Fig. 4.

The spur *d* serves to stop the safety-hook when being thrown in opposite direction

against the end of the slit in the safety-catch or other stop, as shown in Fig. 3.

The safety device works in the following manner: When the pin B is engaged by the retaining-catch C it bears upon the convex side of the hook *d'*, so as to throw the safety-hook D out of the way and force its passage into the hook-shaped portion of the retaining-catch C, pressing thereby upon the rounded-off lever-arm *e* of the safety-hook D, so as to return the catch into closed position, (shown in Figs. 3 and 5,) in which it holds the pin securely in connection with the retaining-catch without permitting it to escape therefrom.

When it is desired to open the breastpin the outwardly-projecting spur of the safety-hook D is either engaged by the finger or nail and thrown in outward position away from the retaining-catch C, or the safety-hook is released by pressure upon the projecting rounded-off lever-arm, as most convenient, until stopped by the sidewise-projecting heel of the same, as shown in Fig. 4, in which position it gradually lifts the pin and finally throws it clear of the hook of the retaining-catch, so that it springs to the outside, and may then be readily opened.

Whether the safety-hook is in open or closed position, the pin B will always set it into closed position, so as to lock the pin after the same has been placed in position by the retaining-catch and the hook and lever-arm of the safety-hook. Consequently the loss of the breastpin is prevented by means of a neat and simple safety-attachment.

Having thus described my invention, I claim as new and desire to secure by Letters Patent—

A locking device for a breastpin, consisting of a hook-shaped catch, C, an angular safety-hook, D, having an outwardly-extending spur, *d*, an inwardly-projecting hook, *d'*, a lever-arm, *e*, and a projecting heel, *e'*, the arm *e* being at right angles to the arm that carries the hook *d'*, whereby it comes in contact with the pin and throws the latter out when said hook is withdrawn from the catch, substantially as described.

In testimony that I claim the foregoing as my invention I have signed my name in presence of two subscribing witnesses.

ADOLPH LUTHY.

Witnesses:

PAUL GOEPEL,
CARL KARP.