

(No Model.)

T. L. MILLER.
CULINARY BOILER.

No. 260,886.

Patented July 11, 1882.

FIG. 1

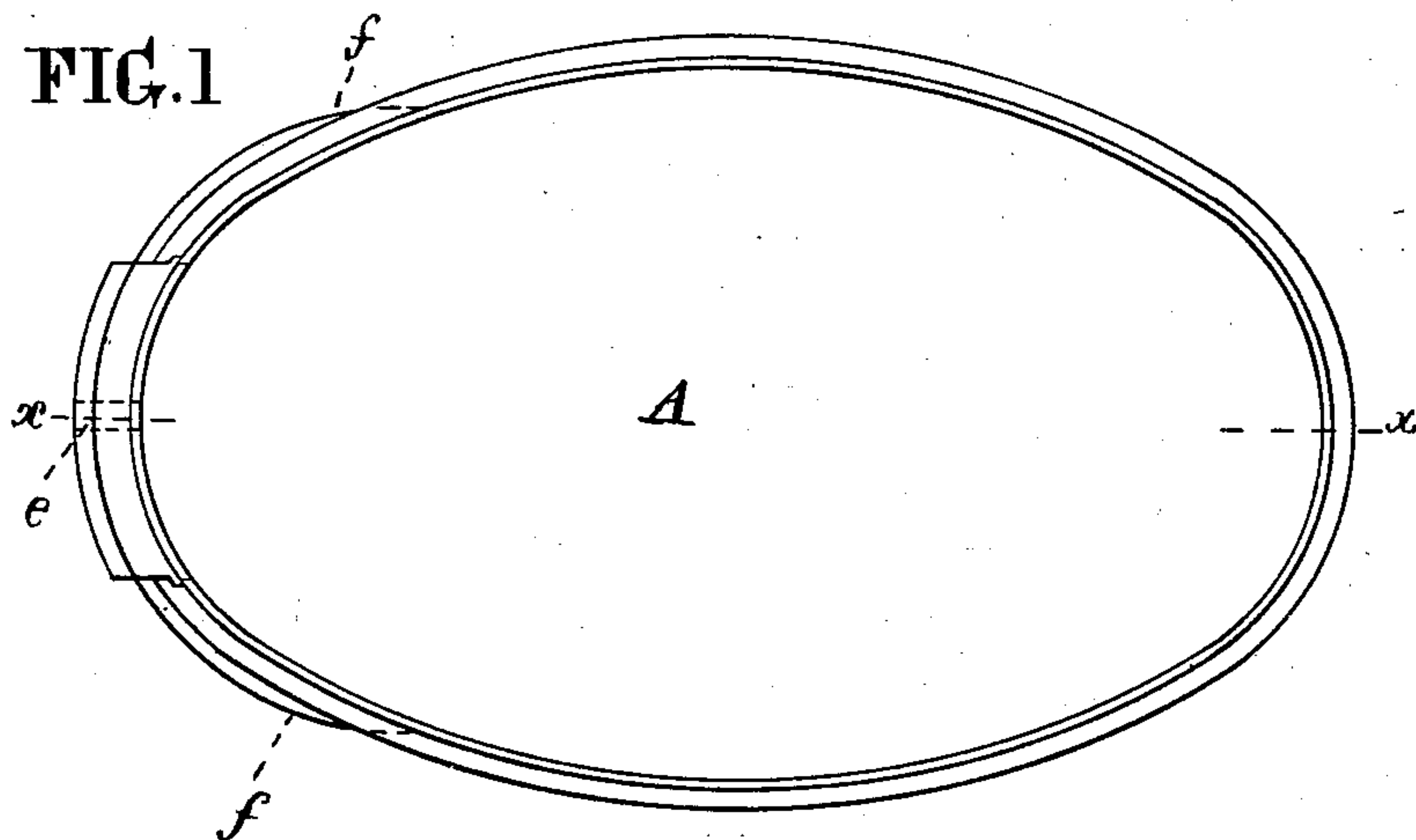


FIG. 2

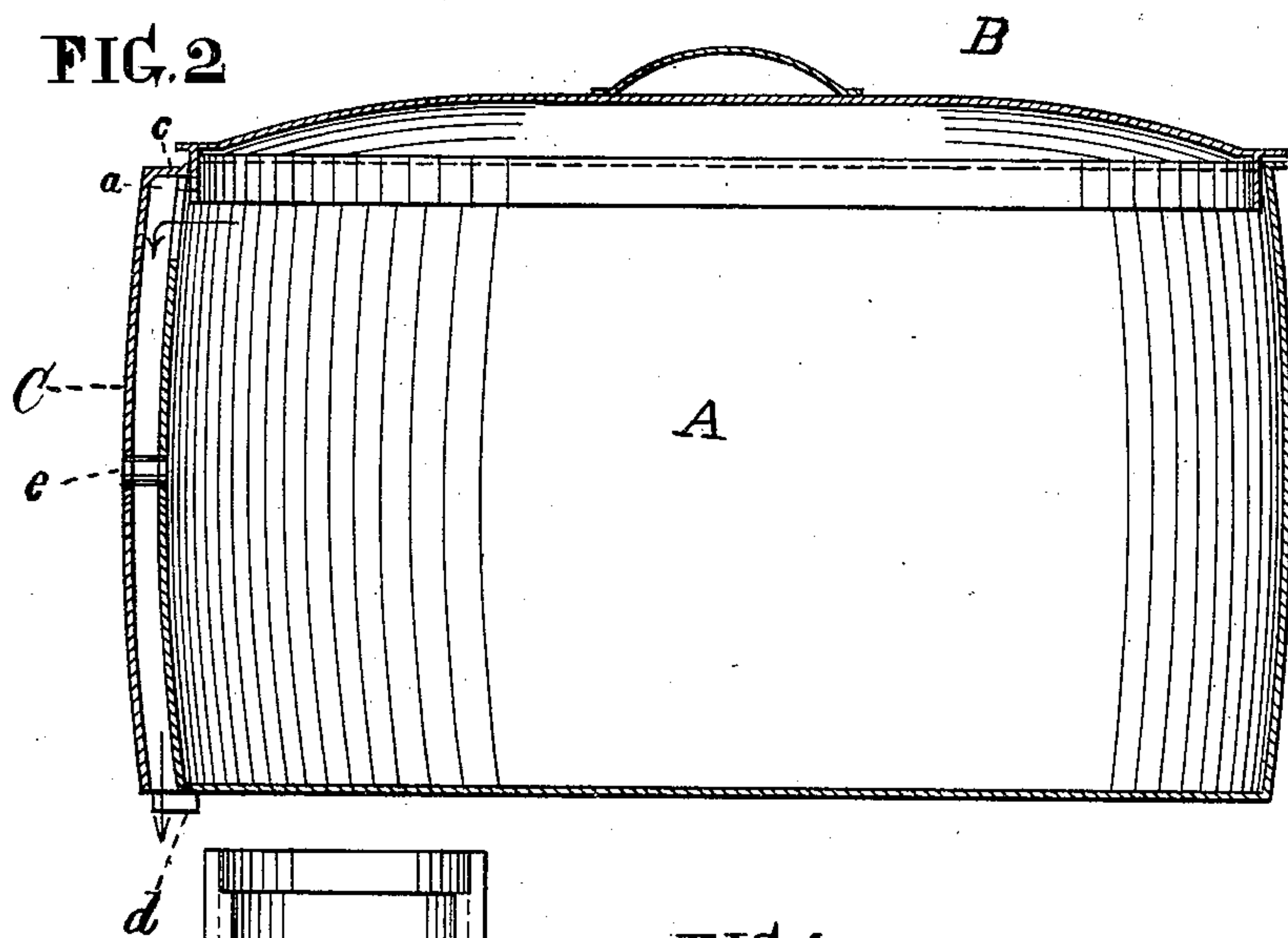


FIG. 5




FIG. 3

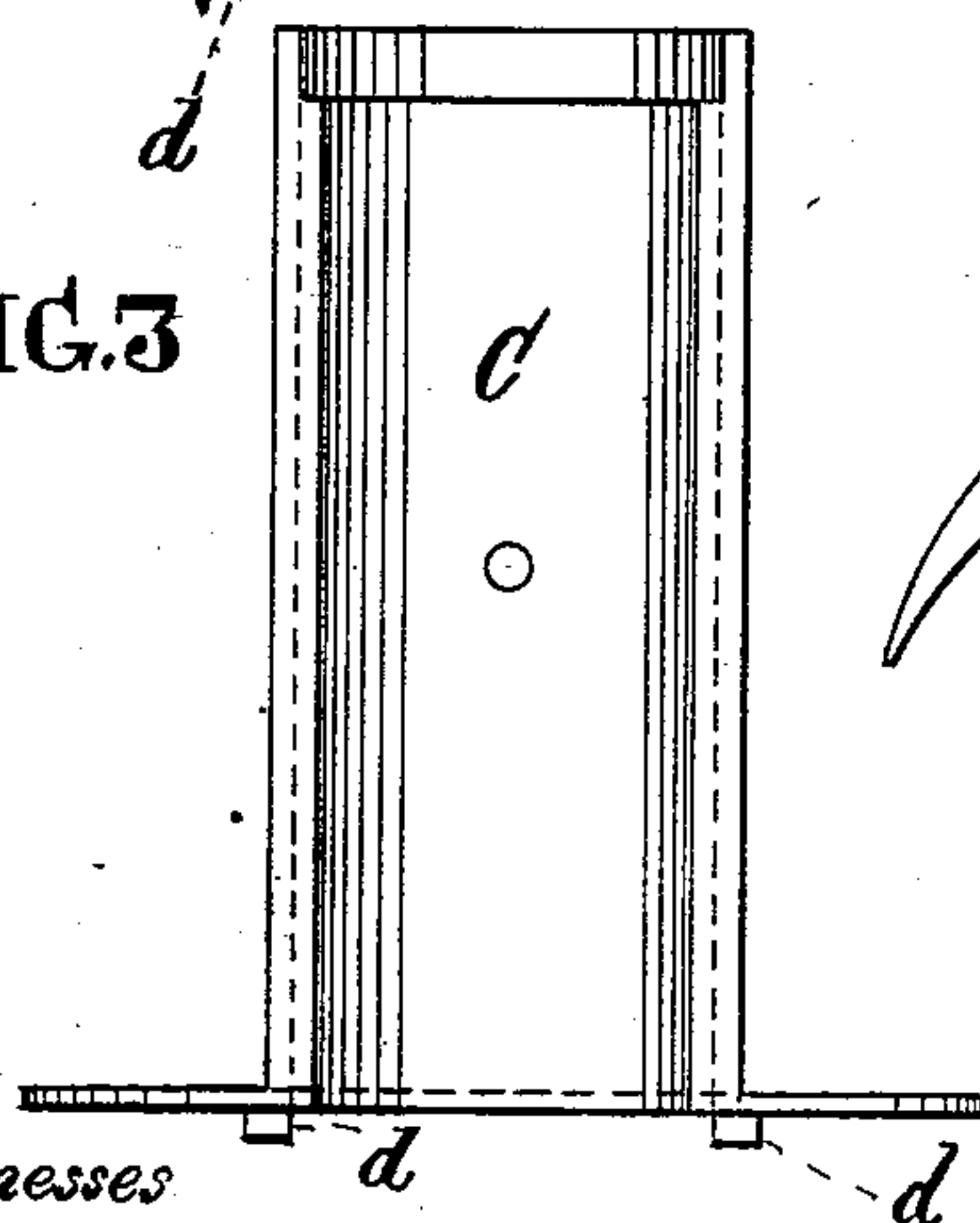



FIG. 4



Witnesses
Thomas J. Dewley.
Chas. A. Dwy.

Inventor
Thomas L. Miller
per Stephen Ustick atty.

UNITED STATES PATENT OFFICE.

THOMAS L. MILLER, OF BURLINGTON, NEW JERSEY.

CULINARY BOILER.

SPECIFICATION forming part of Letters Patent No. 260,886, dated July 11, 1882.

Application filed November 18, 1881. (No model.)

To all whom it may concern:

Be it known that I, THOMAS L. MILLER, a citizen of the United States, residing at Burlington, in the county of Burlington and State of New Jersey, have invented a new and useful Improvement in Culinary Boilers, of which the following is a specification.

The nature of my invention will be fully understood by the following description.

10 In the accompanying drawings, which make a part of this specification, Figure 1 is a top view of my improved boiler with the cover B removed. Fig. 2 is a vertical section at the broken line *xx* of Fig. 1. Fig. 3 is an inside elevation of the casting C. Fig. 4 is a bottom view of the same. Fig. 5 is an edge view of the casting C.

Like letters of reference in all the figures indicate the same parts.

20 A represents the body of the boiler, and B the ordinary cover. The wall of the boiler has an opening, *a*, at its upper edge, which connects with the flue *b*, formed by means of the castings C, in combination with the wall of the boiler, as shown in Fig. 2. The casting C is shown in detail in Figs. 3 and 4. It has a lip, *c*, at its upper edge, that fits over the upper edge of the boiler and covers the opening or

passage *a*, and lugs *d d* at its lower end, the outer ends of which form guides for setting 30 the boiler in position over the hole in the top plate of a stove or range, these ends coming against the edge of the hole. The inner ends of the lugs lap over the corner of the bottom of the boiler, and in conjunction with the lip *c* of 35 said casting steady the latter in its connection with the boiler, whereby a single rivet, *e*, (seen in Fig. 2,) is sufficient for fastening the casting C securely to the boiler. The casting C is provided with wings *f f*, which serve the double 40 purpose of steadying it on the boiler and also to cover openings between the edges of the casting and the boiler-hole.

I claim as my invention—

1. The casting C, having a lip, *c*, and lugs 45 *d d*, in combination with the boiler A, having an opening or channel, *a*, leading into the flue *b*, substantially as described, and for the purpose set forth.

2. The casting C, having wings *f f*, in combination with the boiler A, substantially as 50 and for the purpose set forth.

THOMAS L. MILLER.

Witnesses:

STEPHEN USTICK,
WM. S. DIVINE.