

(No Model.)

J. ARKELL.
CLOTH BAG.

No. 260,820.

Patented July 11, 1882.

Fig. 1.




Fig. 2.




Fig. 4.




Fig. 3.




Fig. 5.





Fig. 6.



Attest;

Geo. M. Graham

Jacob Felbel

Inventor,

James Arkell

By

J. N. McIntire

Atty.

UNITED STATES PATENT OFFICE.

JAMES ARKELL, OF CANAJOHARIE, NEW YORK.

CLOTH BAG.

SPECIFICATION forming part of Letters Patent No. 260,820, dated July 11, 1882.

Application filed April 20, 1882. (No model.)

To all whom it may concern:

Be it known that I, JAMES ARKELL, of Canajoharie, in the county of Montgomery and State of New York, have invented certain new and useful Improvements in Cloth Bags; and I do hereby declare that the following is a full, clear, and exact description thereof, reference being had to the accompanying drawings, making part of this application.

My invention relates to an improvement in cloth bags.

Previous to my invention it has been customary to make bags from cotton cloth by various methods of folding and sewing the material, and such bags have been of one or the other of two styles—viz., either after the fashion of a pillow-case or old-fashioned sack, so that when filled there would be ear-like protruding corners to the bottom, or after the fashion of what is known as a “flat bottom” or “satchel-bottom,” so that when filled the bag would present a bottom on which it would easily stand in an upright position.

My improved bag belongs to the last-mentioned style or type; and my invention consists in the novel construction hereinafter more fully explained, and specifically pointed out in the claim forming part of this specification.

To enable those skilled in the art to make and use cotton-cloth bags involving my invention, I will now proceed to more fully describe the construction and operation of a bag made on my improved plan, referring by letters to the accompanying drawings, forming part of this specification, and in which—

Figure 1 is a view showing the plan or contour of the blank or piece of cloth from which the bag is to be made. Fig. 2 is a view of the folded blank with one seam sewed in it; Fig. 3, a view showing the same after the second seam has been sewed. Fig. 4 is a view of the completed bag; Fig. 5, a view of the same after it has been turned and made ready for the market, and Fig. 6 a view showing the bag distended or filled.

In the manufacture of my improved bag a blank, B, of cloth, such as seen at Fig. 1, is first folded onto itself at the dotted line *a a*, so as to assume the form seen at Fig. 2. It is then seamed or stitched across the lower

portion, as indicated at *c* in the last-mentioned figure. The partially-made bag is then folded near the bottom, at the dotted line *b b* of Fig. 2, into the condition shown at Fig. 3, when a seam is made through both the singly and the doubly folded material, as seen at *e*, Fig. 3. To complete the article a short seam is sewed at *f*, which causes the bag to present the appearance seen at Fig. 4. It is essential that the short seam *f* should be run obliquely off at its upper end into the folded longitudinal edge *g* of the bag, as illustrated, in order that no jog or shoulder or bulge shall occur at this point when the bag shall have been turned and distended. After the completion of the seams, as explained, the bag is by preference turned into the condition seen at Fig. 5, when a smooth exterior will be presented, and the bottom part of the flattened bag will be folded upwardly and inwardly in what is known in the trade as a “bellows” fold. In this condition the bag is ready for the market, and whenever it shall have been distended for filling (or shall be filled) it will present the appearance seen at Fig. 6, the bottom being satchel-like and flat, so that the filled bag will form a package possessing the capacity to easily stand upright on its base or satchel-like bottom.

It will be observed that a cloth bag made as described will, when distended, have an exceedingly-smooth exterior of rectangular or cubical shape, and it will be understood that in the manufacture of such a bag there are only two long seams, one transversely and the other longitudinally of the bag, to be sewed, beside the very short oblique seam *f*, and that by first folding up the closed lower end of the bag, and then running the side seam, the latter effects the completion of both one side and one portion of the satchel-bottom of the bag.

In the manufacture of my improved bag the finished article may be produced with little or no waste, since blanks of the size required can be cut without waste from the web of cotton cloths supplied to the market for bag-making purposes.

Having so fully explained the construction or mode of making my improved bag and its

use as to enable any one skilled in the art to understand and practice my invention, what I claim as new, and desire to secure by Letters Patent, is—

- 5 The herein-described cloth bag, having an upward fold near its bottom, and seams *c e f*, said bag in distended condition presenting a flat or satchel-like bottom, substantially as set forth.

In witness whereof I have hereunto set my hand this 17th day of April, 1882.

JAMES ARKELL.

In presence of—

S. L. FREY,

P. D. VAN O'LINDA.