


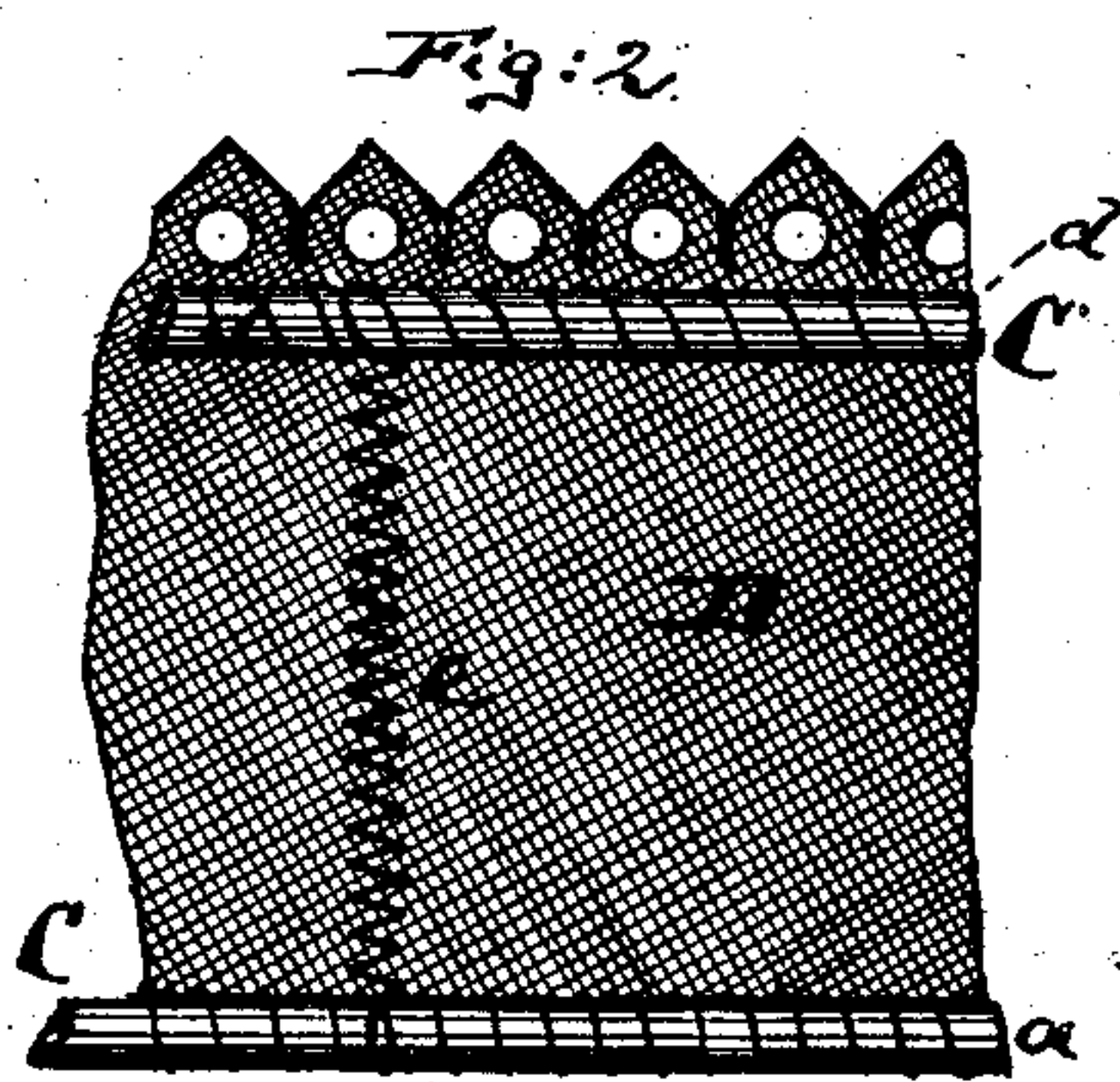

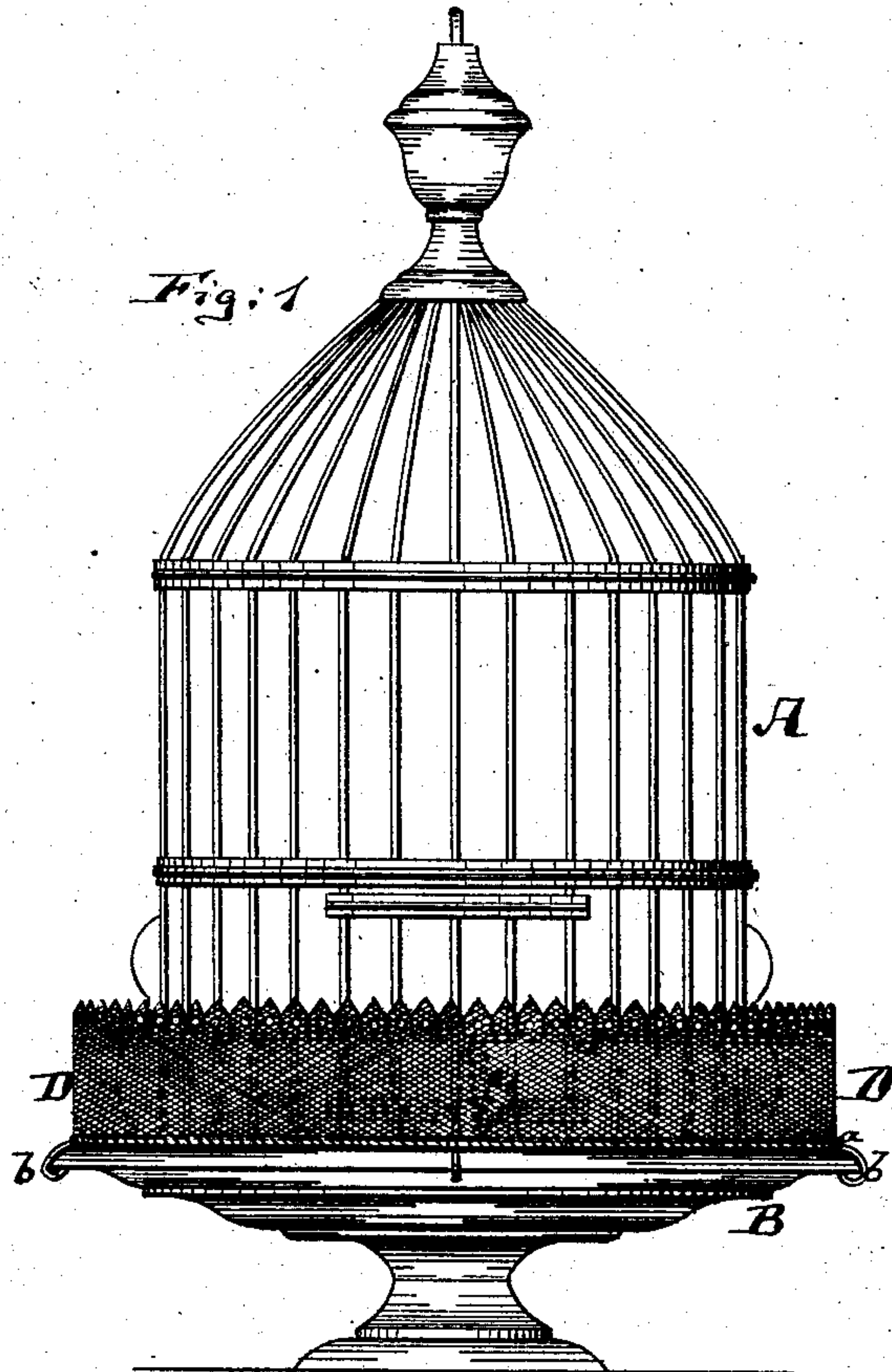
(No Model.)

J. MAXHEIMER.

BIRD CAGE.

No. 260,768.

Patented July 11, 1882.



Witnesses

John C. Turbridge  
Henry S. Rankin

Inventor:

John Maxheimer  
by his attorneys  
Brinson & Betts

# UNITED STATES PATENT OFFICE.

JOHN MAXHEIMER, OF BROOKLYN, NEW YORK.

## BIRD-CAGE.

SPECIFICATION forming part of Letters Patent No. 260,768, dated July 11, 1882.

Application filed May 1, 1882. (No model.)

*To all whom it may concern:*

Be it known that I, JOHN MAXHEIMER, of Brooklyn, Kings county, and State of New York, have invented an Improved Bird-Cage, of which the following is a specification.

Figure 1 is a side elevation of my improved bird-cage. Fig. 2 is an inner side view, on an enlarged scale, of the fender; Fig. 3, a vertical cross-section of the fender; and Fig. 4, an inner side view, showing the fender contracted.

The object of this invention is to provide a bird-cage with a fender that can be conveniently compressed to give access to feed-cups and the like, and that can also be maintained clean and free of defects.

The invention consists, first, in making the fender-body of a lower and of an upper continuous band, the upper band being connected with and held raised by springs; and it also consists in combining with such frame a covering of woven or knitted material, as hereinafter more fully specified.

In the accompanying drawings, the letter A represents a suitable bird-cage, and B its base. The fender is composed of a framing, C, and covering D. The framing C is constructed of a lower wire or band, *a*, which is fastened by suitable clasps, *b*, or other fasteners to the bottom B or other part of the cage, and of an upper wire or band, *d*, which is supported and held above the band *a* by springs *e*. The wires or bands *a* and *d* are by prefer-

ence continuous, or nearly so, and on a cylindrical cage would be of circular form; but on a cage of oval or angular shape the form of the said band would be correspondingly changed.

To the bands *a* and *d* is fastened by suitable threads the knitted or woven covering D, which is held taut by the springs *e*, and which, whenever access is wanted to a feed-cup or door of the cage, can be compressed, as indicated in Fig. 4, by moving the band *d* close to the band *a*, which motion the springs *e* will permit. Whenever the band *d* is let go the springs *e* will at once throw the fender back into its normal position. The covering D of the fender, being of woven or knitted material, can be readily taken off the framing *a d* and washed and replaced by another from time to time. The springs *e* are by preference interposed between the bands *a* and *d*, as shown; but they may with substantially equal effect connect the band *d* directly with the cage-wires, either above or below band *d*.

I claim—

In a bird-cage, the fender composed of the bands *a d*, spring *e*, and fabric or flexible covering D, substantially as and for the purpose specified.

JOHN MAXHEIMER.

Witnesses:

WILLY G. E. SCHULTZ,  
GUSTAV SCHNEPPÉ.