

(No Model.)

E. W. RIDER.

PILLOW SHAM HOLDER AND LIFTER.

No. 260,710.

Patented July 4, 1882.

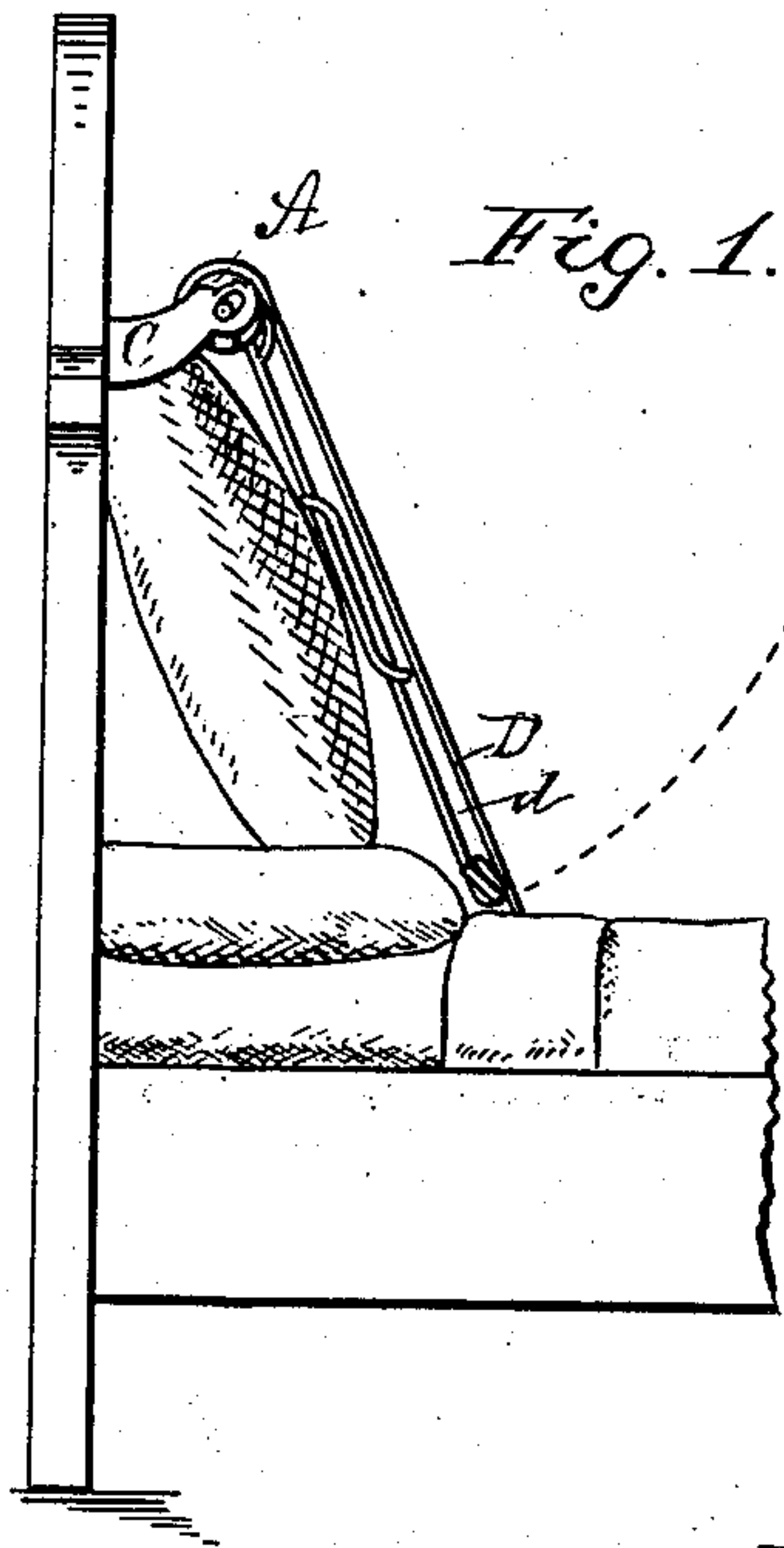


Fig. 1.

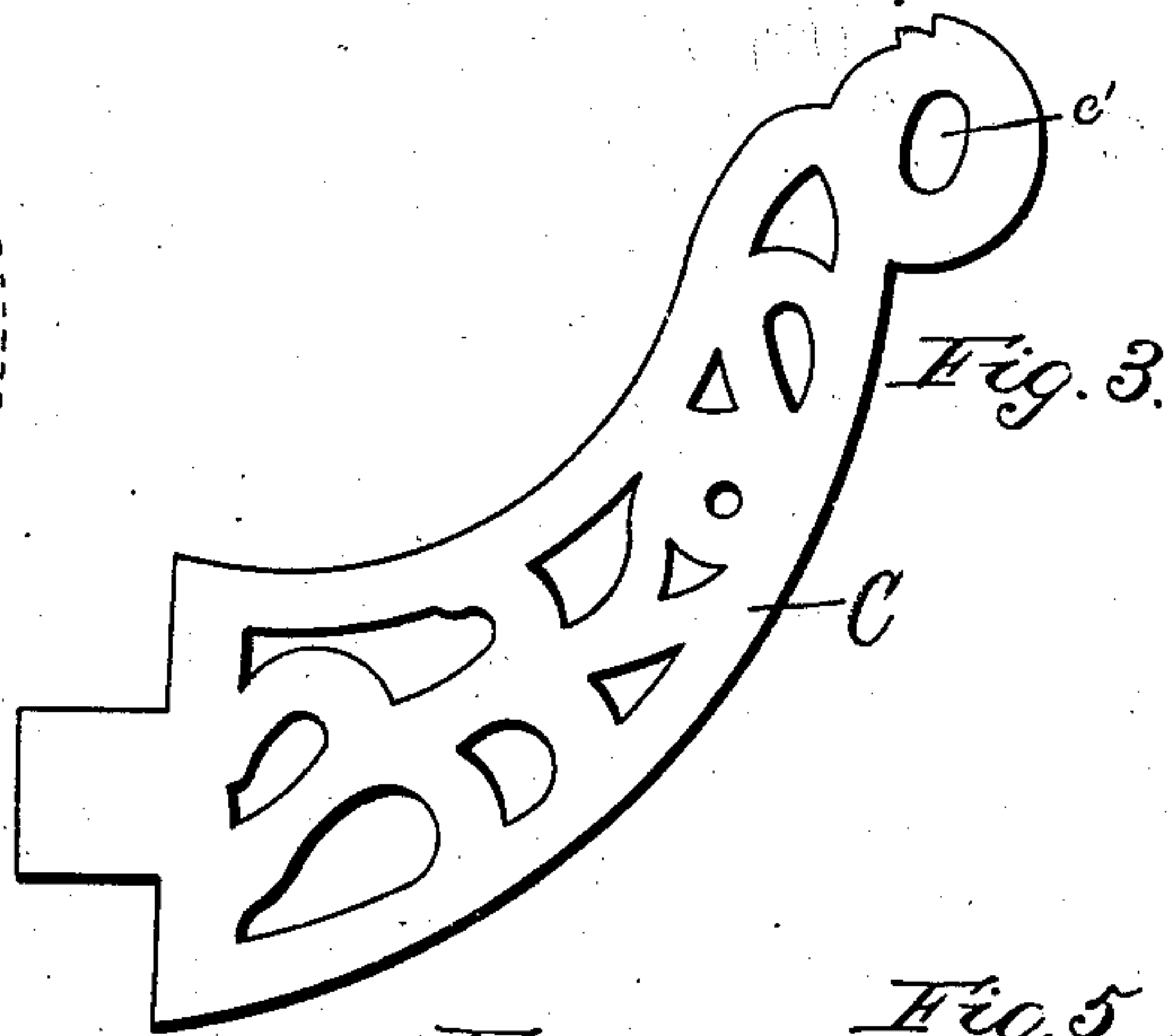


Fig. 3.




Fig. 4.

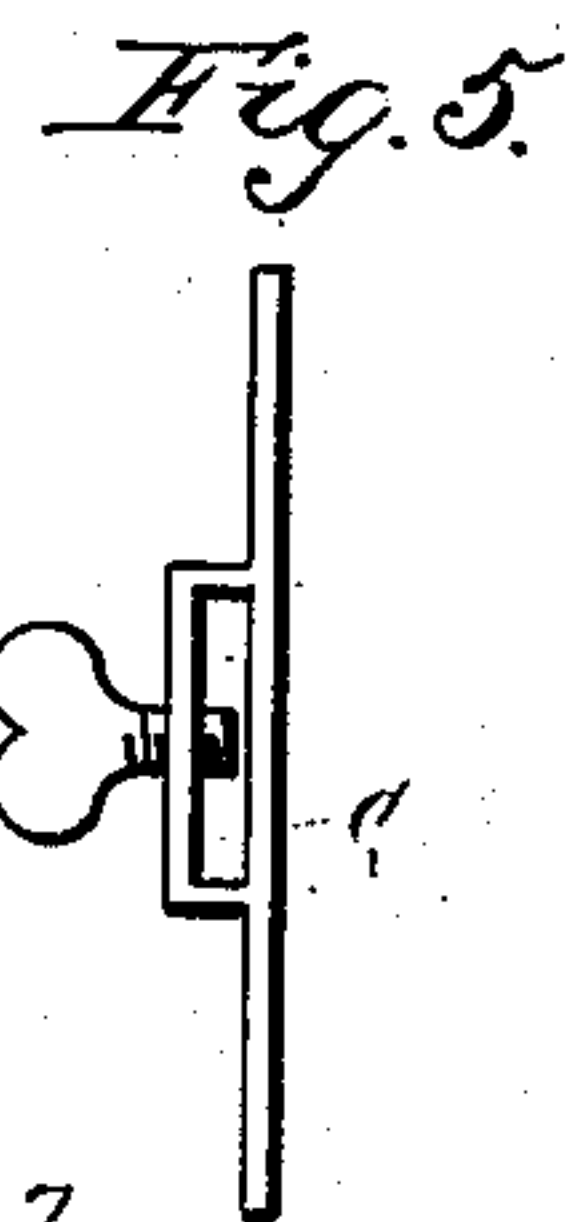


Fig. 5.

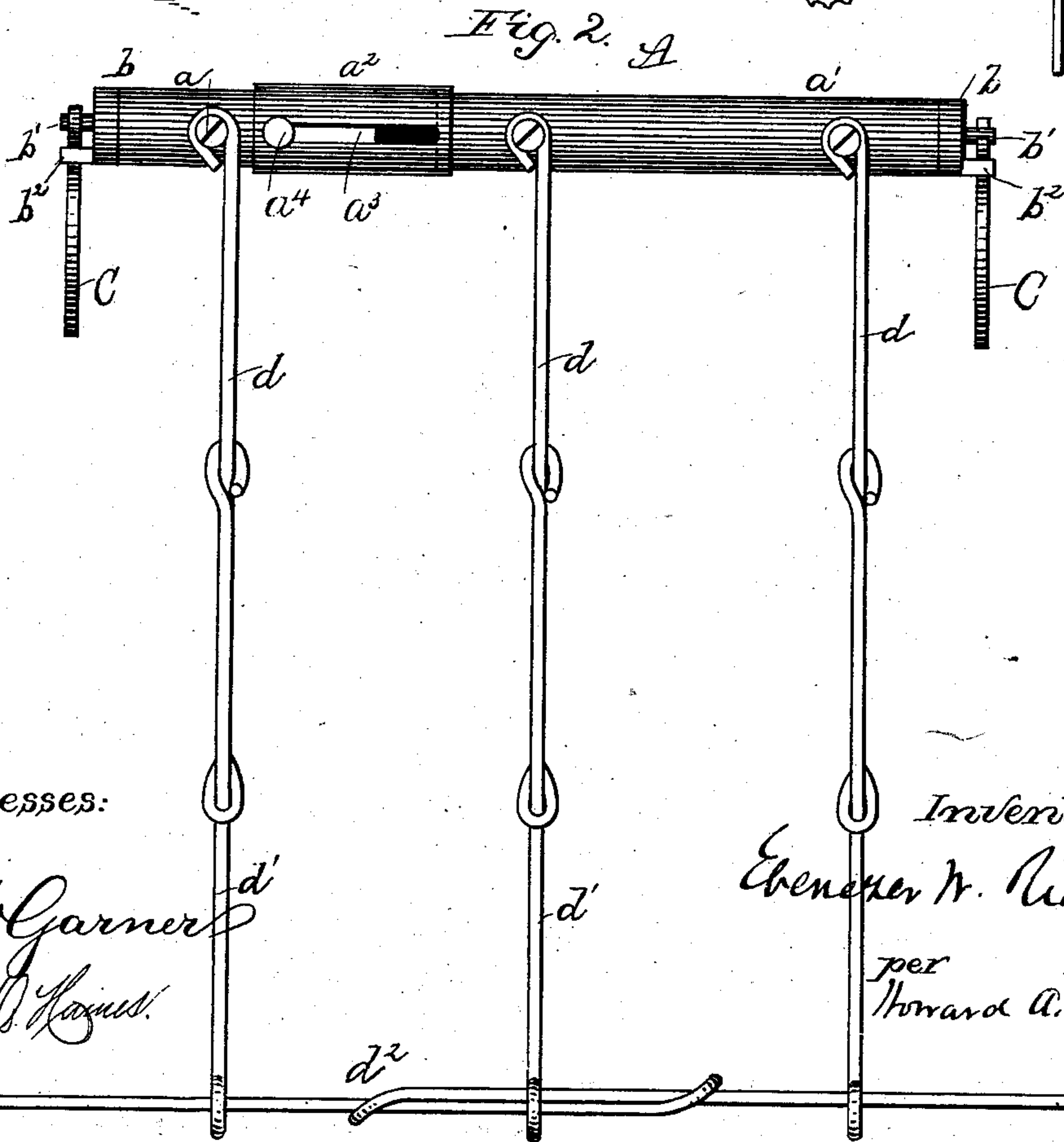


Fig. 2.

Witnesses:

J. W. Garner
A. S. D. Harris

Inventor:

Ebenezer W. Rider

per Howard A. Irons

Att'y.

UNITED STATES PATENT OFFICE.

EBENEZER W. RIDER, OF RACINE, WISCONSIN.

PILLOW-SHAM HOLDER AND LIFTER.

SPECIFICATION forming part of Letters Patent No. 260,710, dated July 4, 1882.

Application filed April 22, 1882. (No model.)

To all whom it may concern:

Be it known that I, EBENEZER W. RIDER, a citizen of the United States of America, residing at Racine, in the county of Racine and State of Wisconsin, have invented certain new and useful Improvements in Pillow-Sham Holders and Lifters; and I do hereby declare the following to be a full, clear, and exact description of the invention, such as will enable others skilled in the art to which it appertains to make and use the same, reference being had to the accompanying drawings, and to letters or figures of reference marked thereon, which form a part of this specification.

My invention relates to pillow-sham holders; and it consists in the construction and arrangement of its several parts, as will be hereinafter fully set forth, and pointed out in the claims.

In the drawings, Figure 1 is a side elevation of a bedstead with my device attached; Fig. 2, a view of the holder; and Figs. 3, 4, and 5 are details of the brackets for holding it in position.

A is a bar or roller. It is in separate sections, a a' , joined by the collar a^2 . This collar has slots a^3 , and upon the inner end of the section a are guide-pins a^4 , which slide in the slots a^3 , as shown. By this construction the bar can be lengthened or shortened, as desired. Upon the ends of the bar are secured caps b , provided with central journal-pins, b' , and upon their edges with lock-lugs b^2 , as shown.

C shows the brackets. They are secured to the bed-posts by the keepers c , into which their lower ends are inserted. The brackets project outwardly and upwardly, as shown. In the outer end of one of them is formed an elongated opening, c' , and in the other an open slot, c^2 . Notches c^3 are formed in the bracket having the hole c' slightly above it, as shown in Fig. 3.

Secured to the bar A, and projecting at right angles therefrom, is a wire frame consisting of the sections d d' , having their free ends secured to the wire d^2 . This wire is also made in sections, as shown, and the frame can be lengthened or shortened, as desired, and widened or narrowed with the bar.

In the operation of the holder the shams are basted to the bar, which for the purpose may be covered with cloth and rest upon the wire frame. The bar is placed between the brackets, its journal-pins entering the opening c' and slot c^2 . In Fig. 1 the holder is shown turned down upon the bed, with the sham D attached to it. When it is desired to elevate the sham out of the way the wire frame and the bar are turned upwardly, and when they have reached a vertical position the lugs b^2 on the side with the notches will enter one of them and hold the frame suspended. When it is desired to turn the sham down upon the pillow the elongated opening c^2 will permit the end of the bar to be raised sufficiently to free the lug b^2 from the notches c^3 . The bar can then be readily turned down until the frame rests upon the pillow.

What I claim is—

1. In combination with the bar A, made in adjustable sections a a' , joined by the sleeve a^2 , and having end caps, b , the brackets C, having an elongated opening, c' , slot c^2 , and notches c^3 , all arranged to operate as set forth.

2. The bar A, having end caps, b , journal-pins b' , and lugs b^2 , in combination with the brackets C, elongated opening c' , slot c^2 , and notches c^3 , all arranged to operate substantially as shown and described.

In testimony whereof I have affixed my signature in presence of two witnesses.

EBENEZER W. RIDER.

Witnesses:

THOMAS ST. GEORGE,
WARREN G. SPROAT.