

(No Model.)

H. KEMMLER.
NUT LOCK FOR SCREWS, &c.

No. 260,690.

Patented July 4, 1882.

Fig. 2.

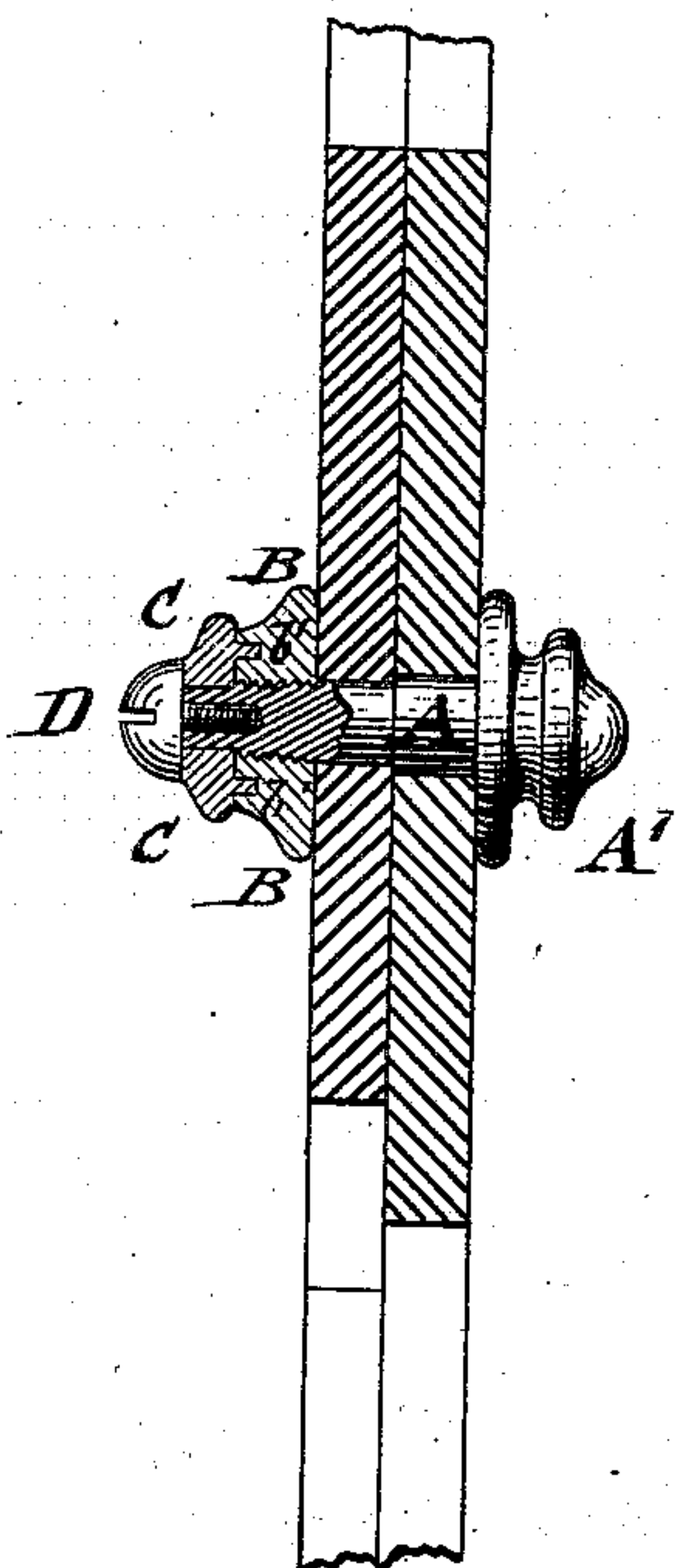


Fig. 1.

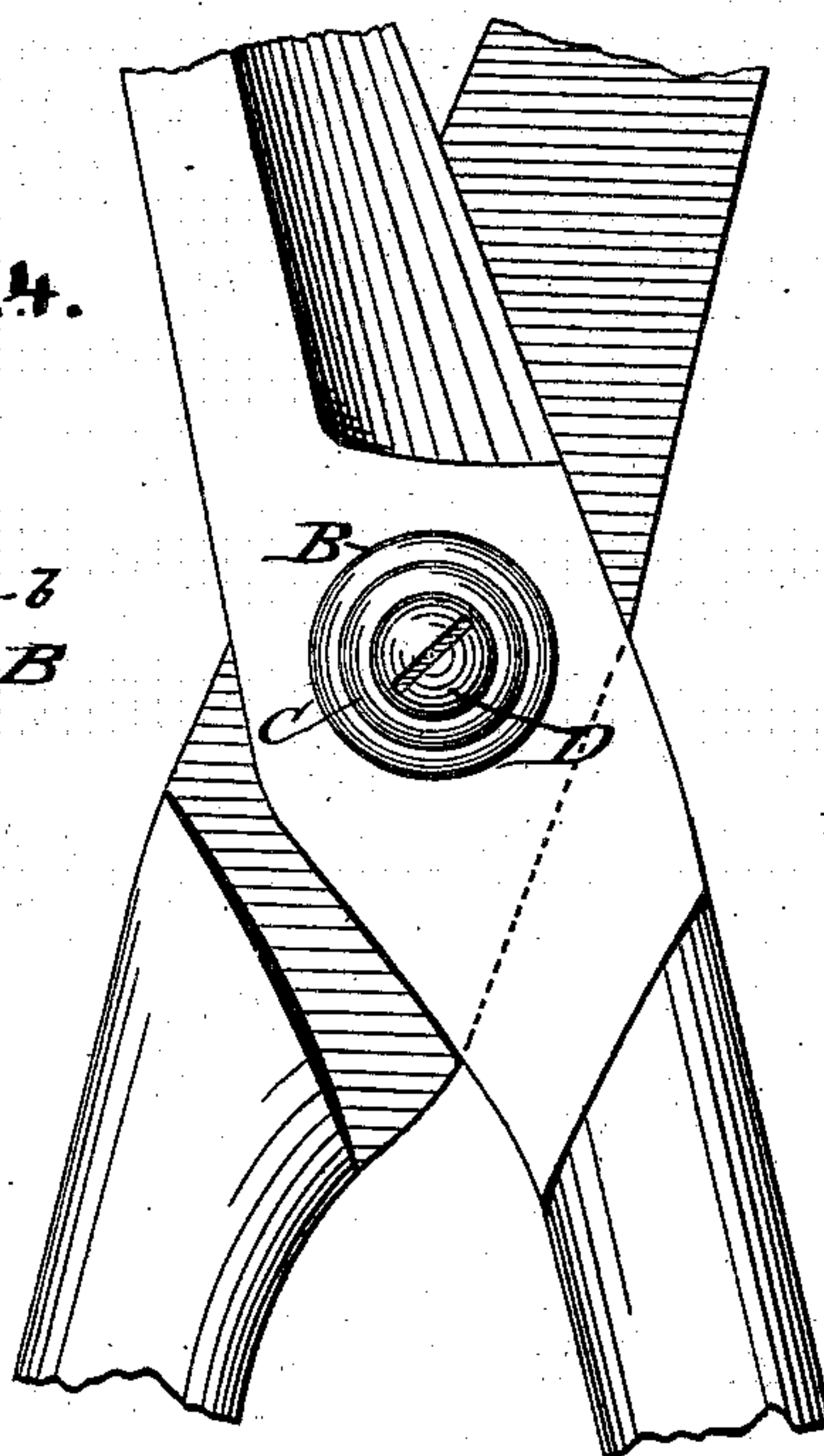


Fig. 5. Fig. 4.


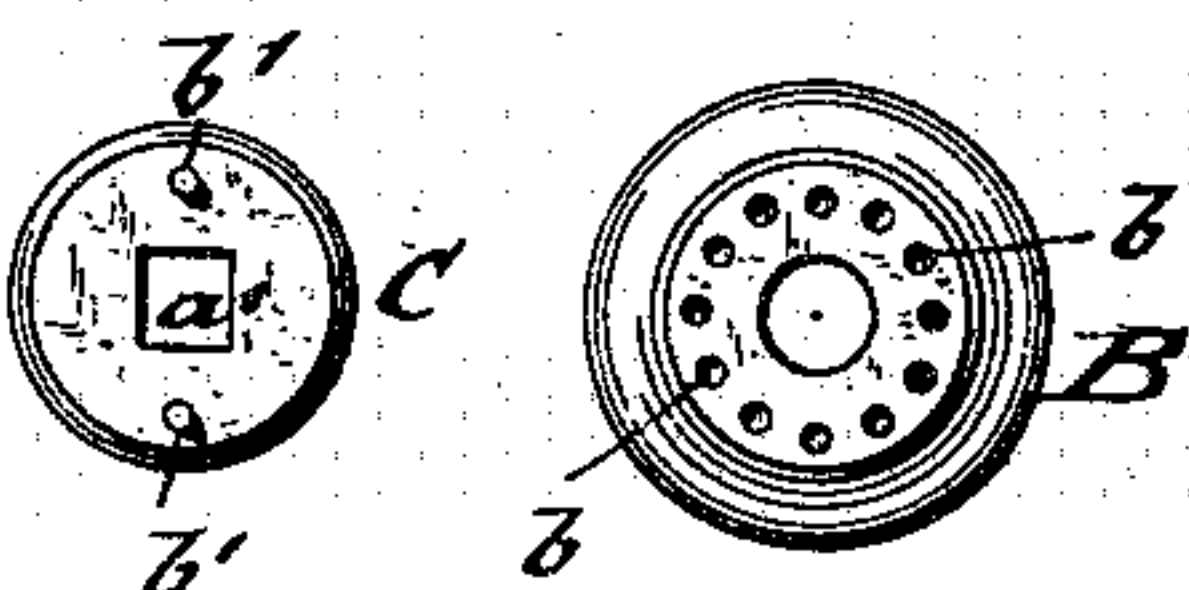


Fig. 3.

WITNESSES:

Joh. H. Rosenbaum
Otto Pisch.

INVENTOR

Hermann Kemmler

BY

Paul Goepfer

ATTORNEY

UNITED STATES PATENT OFFICE.

HERMANN KEMMLER, OF EBINGEN, WÜRTEMBERG, GERMANY.

NUT-LOCK FOR SCREWS, &c.

SPECIFICATION forming part of Letters Patent No. 260,690, dated July 4, 1882.

Application filed May 25, 1882. (No model.) Patented in Germany March 25, 1882, No. 2,075.

To all whom it may concern:

Be it known that I, HERMANN KEMMLER, of Ebingen, in the Kingdom of Würtemberg and Empire of Germany, have invented certain new and useful Improvements in Nut-Locks for Screws, &c., of which the following is a specification.

This invention has reference to an improved nut-lock for the screw-pivots of shears, scissors, and all other purposes, by which the loosening of the retaining-nut is prevented in a reliable manner and which is constructed in such a manner that it does not materially differ in appearance from the common screw-nut of the pivots of shears, scissors, and similar articles, while it can be applied in all cases in which absolute security against the loosening of a screw is desirable, thus making it a perfect bolt-lock or safety-screw.

The invention consists of a screw-pivot having a fixed head and a nut screwed on the threaded shank of the pivot, said nut having a number of socket-holes arranged in a circle into which are placed projecting pins of a cap-plate which is secured by a screw to the square end of the screw-pivot, to which square end the cap-plate is fitted by a square center opening.

In the accompanying drawings, Figure 1 represents a side view of a pair of shears or scissors with my improved nut lock. Fig. 2 is a vertical transverse section of the same; and Figs. 3, 4, and 5 are detailed views respectively of the screw-pivot, screw-nut, and the retaining cap-plate.

Similar letters of reference indicate corresponding parts.

Referring to the drawings, A represents the screw-pivot of my improved nut-lock, which pivot is provided at one end with a fixed head, A'. The shank of the screw-pivot A is made of slightly-larger diameter as far as it passes through the one blade of the shears or scissors, and of a somewhat smaller diameter at that part which passes through the second blade of

the shears or scissors. The projecting end of the screw-pivot A is threaded, for applying thereon the screw-nut B. The outermost end of the screw-pivot A is made square for applying thereto a retaining cap-plate, C, having a square center opening, a'.

The screw-nut B is provided at its upper surface with a number of socket-holes, b, which are arranged in a circle concentric to the axis of the screw-pivot A, said holes serving to receive projecting pins b' at the under side of the cap-plate C. When the screw-nut B is screwed in position so as to exert the proper pressure upon the blades the cap-plate C is placed over the same and secured in position on the screw-nut B by a screw, D, the shank of which is inserted into a threaded socket-hole of the square end of the screw-pivot A. The projecting pins of the cap-plate enter into the holes of screw-nut B, so as to prevent the playing loose of the same by the action of the shears and lock it securely in position on the screw pivot or bolt.

Having thus described my invention, I claim as new and desire to secure by Letters Patent—

The combination of a screw-pivot, A, having a fixed head, A', at one end and a threaded shank with square end, of a screw-nut, B, having socket-holes b arranged in a circle concentric to the axis of the screw-pivot, of a locking cap-plate, C, having projecting pins b' and a square center hole, a', fitting over the end of the screw-pivot, and of a fastening-screw, D, that is applied into a threaded socket-hole of the square end of the screw-pivot, substantially as set forth.

In testimony that I claim the foregoing as my invention I have signed my name in presence of the subscribing witnesses.

HERMANN KEMMLER.

Witnesses:

JOHANNES FUSS,
JAKOB RIEBER,
WILH. GRIESINGER.