

(No Model.)

H. P. LEONARD.

WIG.

No. 260,484.

Patented July 4, 1882.

Fig: 1.

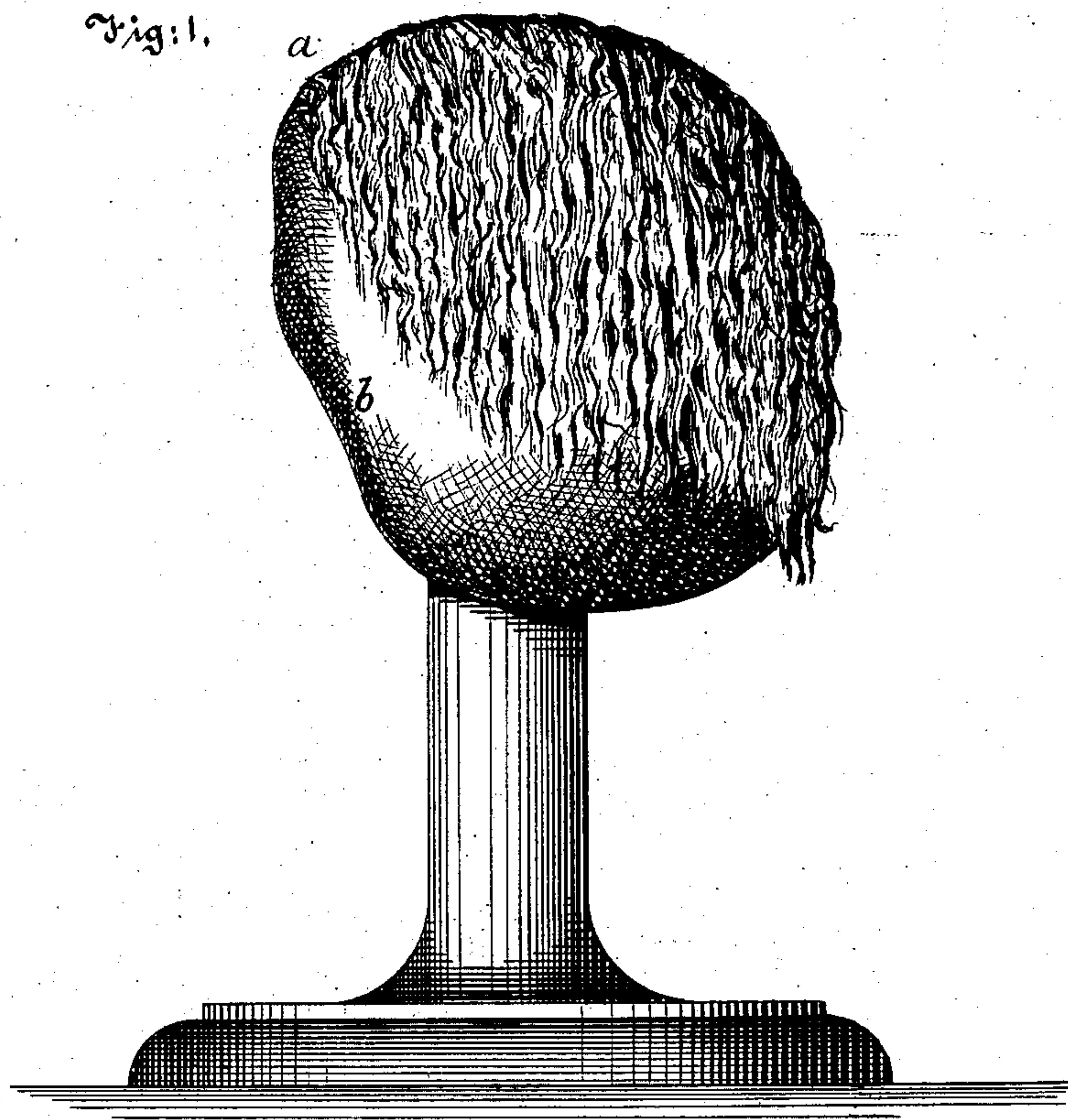


Fig: 2.

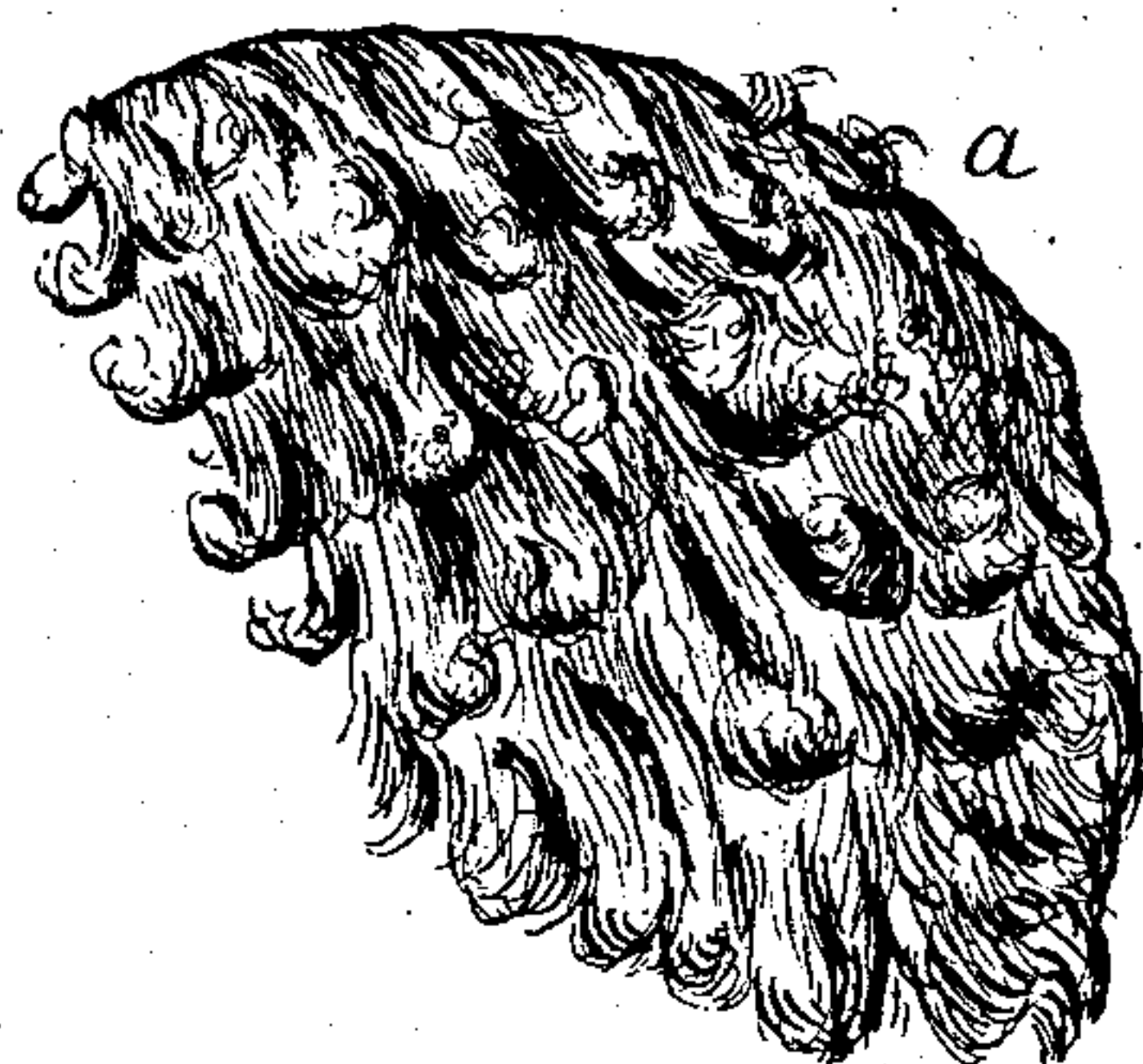
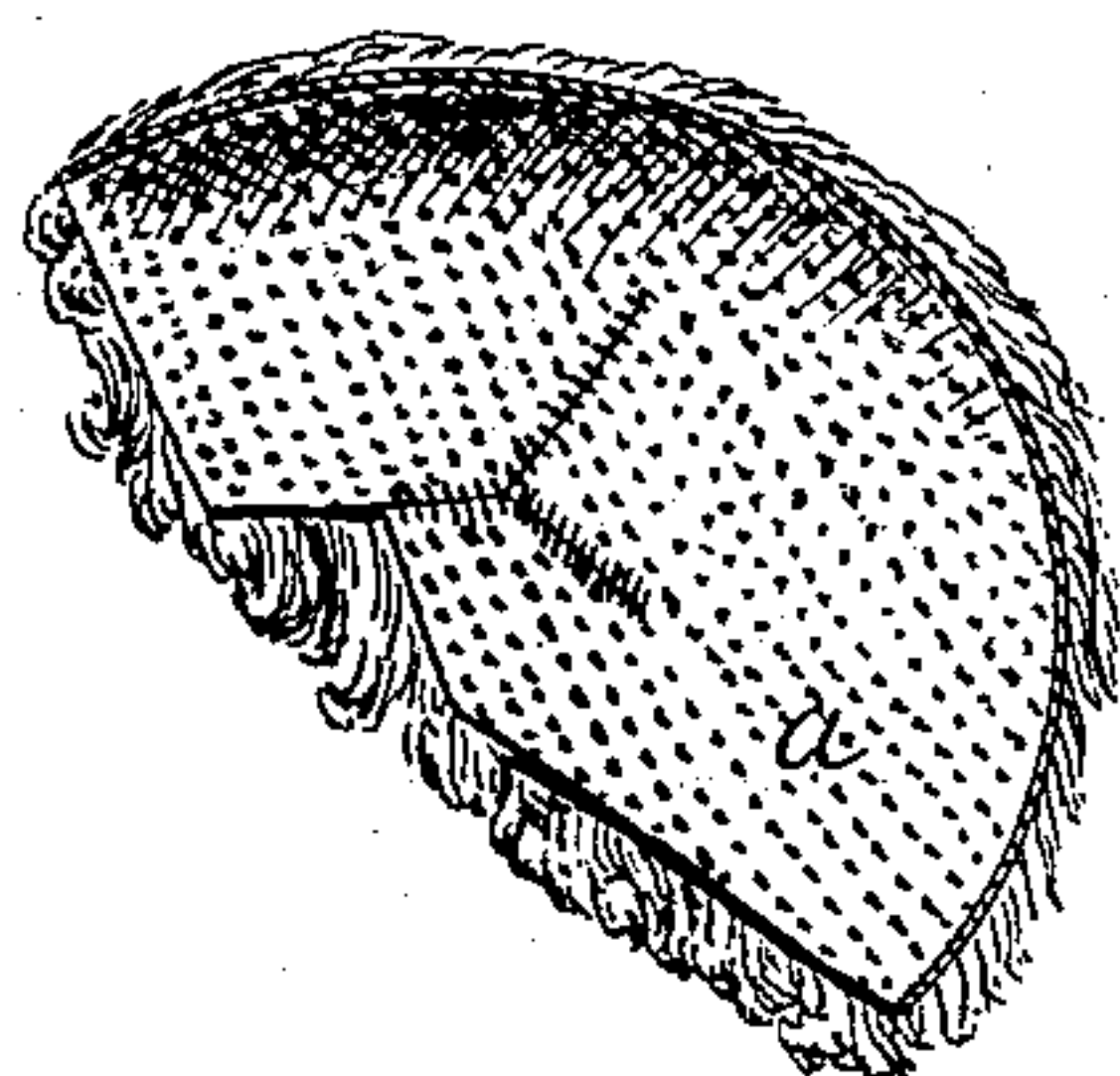


Fig: 3.



Witnesses,  
Jos. P. Livermore  
B. J. Noyes.

Inventor,  
Henry P. Leonard  
by Crosby & Ingou  
Attys.



# UNITED STATES PATENT OFFICE,

HENRY P. LEONARD, OF BOSTON, MASSACHUSETTS.

## WIG.

SPECIFICATION forming part of Letters Patent No. 260,484, dated July 4, 1882.

Application filed October 31, 1881. (No model.)

*To all whom it may concern:*

Be it known that I, HENRY P. LEONARD, a citizen of the United States, residing at Boston, in the county of Suffolk and Commonwealth of Massachusetts, have invented a certain new kind of Wig; and I do hereby declare that the following is a full, clear, and exact description of the invention, which will enable others skilled in the art to which it appertains to make and use the same.

My invention relates to wigs, and has for its object to produce a wig of good quality more cheaply than by the process heretofore employed.

As wigs are commonly constructed the hairs are attached mechanically to a foundation, which is previously made of the size or shape desired, the said hairs being drawn into and made fast in the said foundation.

My invention has for its object to produce a wig in which the foundation is made of the skin of a woolly or hairy animal, and the hair naturally growing therefrom is retained to form the hair of the wig.

In manufacturing wigs in accordance with my invention a strip of the natural skin of an animal having a natural growth of wool or hair suitable for the object intended is first tanned in any usual manner and then properly shaped and fastened upon a wig-block. It is then submerged in a softening solution, preferably of ammonia, in the proportion of about three ounces of concentrated ammonia to one quart of cold water, for about two hours. The effect of this solution is to cleanse the wool or hair and at the same time to soften the skin or hide at the roots thereof, so that the hairs can be plucked out without breaking. When removed from this solution the blocked wig is submitted to a process of plucking, which consists in pulling out a few hairs at a time here and there, so as to thin the wool or hair, leaving the remainder of uniform appearance and of the density or thickness desired for the completed wig. After the skin has been removed from the solution for three or four hours it dries and the hair becomes tightly fixed, so that it will not pull out without breaking, and the completed wig is consequently very durable. The wig thus made is provided with perforations in the skin or hide portion, which serve for ventilation and make it more com-

fortable for the wearer, the said perforations being wholly concealed from the outside by the covering of hair.

Figure 1 shows a wig in the process of manufacture in accordance with this invention, it being mounted upon a wig-block and having the natural growth of wool or hair thereon. Fig. 2 is a view of a wig that has been subjected to the process of plucking, the hair being coarser but more thinly distributed than on the wig shown in Fig. 1; and Fig. 3 is a vertical section of the wig, showing the perforations at the inside thereof.

In the manufacture of the wig a piece, *a*, of suitable hide or skin—herein shown as that of the Angora goat, previously tanned with the hair on—is cut and sewed at 2, Fig. 3, to give it the desired shape, after which it is mounted on a block, *b*, and immersed in a solution suitable for softening the skin. Ammonia, preferably in the proportion of three ounces of concentrated ammonia to one quart of cold water, is suitable for this purpose, and after being immersed for about two hours therein the wool or hair is thoroughly cleansed and the skin softened at the roots thereof, so that the said hair or wool can be pulled out by the roots. While the skin still remains soft from the effects of the said solution portions of the hair or wool are plucked out here and there to give the finished wig the desired character.

As shown in Fig. 2, the finer and more fleecy portions of the hair are removed, leaving the coarse hairs, which are somewhat curly and closely resemble a natural growth of human hair. In the course of three or four hours after the skin has been removed from the solution it again assumes its natural dryness and hardness, and the hairs can no longer be detached therefrom. The finished wig is then perforated, as shown in Fig. 3, to properly ventilate it and make it less heating to the wearer, the said perforations being invisible from the outside, as shown in Fig. 2, owing to the covering of hair.

In some cases the natural hair will require but very little thinning or plucking—as, for instance, the natural white or grayish fleecy growth upon the Angora goat skin is well adapted for a wig used in representing the character of an old man.

The finished wig may be dyed to any desired



color, and, being a natural growth of hair, it more closely resembles the natural human hair than the wigs in which the hairs are mechanically attached.

5 A wig constructed in accordance with this invention can have its hair parted at any desired point or dressed in any desired manner, and consequently it is not necessary to have separate wigs for each position desired for the  
10 parting, as is necessary with wigs of usual construction.

I claim—

1. As an improved article of manufacture, a wig composed of a portion of the hide or skin  
15 of a hairy or woolly animal tanned and shaped

to fit the head without wholly removing the natural growth of hair, the said skin being provided with perforations, substantially as and for the purpose described.

2. The herein-described process of making 20 wigs, which consists in properly shaping a piece of tanned hairy or woolly hide or skin, mounting it upon a block, immersing it in a solution of ammonia, plucking or pulling out the superfluous hairs, and perforating the skin, 25 substantially as and for the purpose set forth.

HENRY P. LEONARD.

Witnesses:

LOUIS J. GRAY,

GEO. J. WILKINSON.