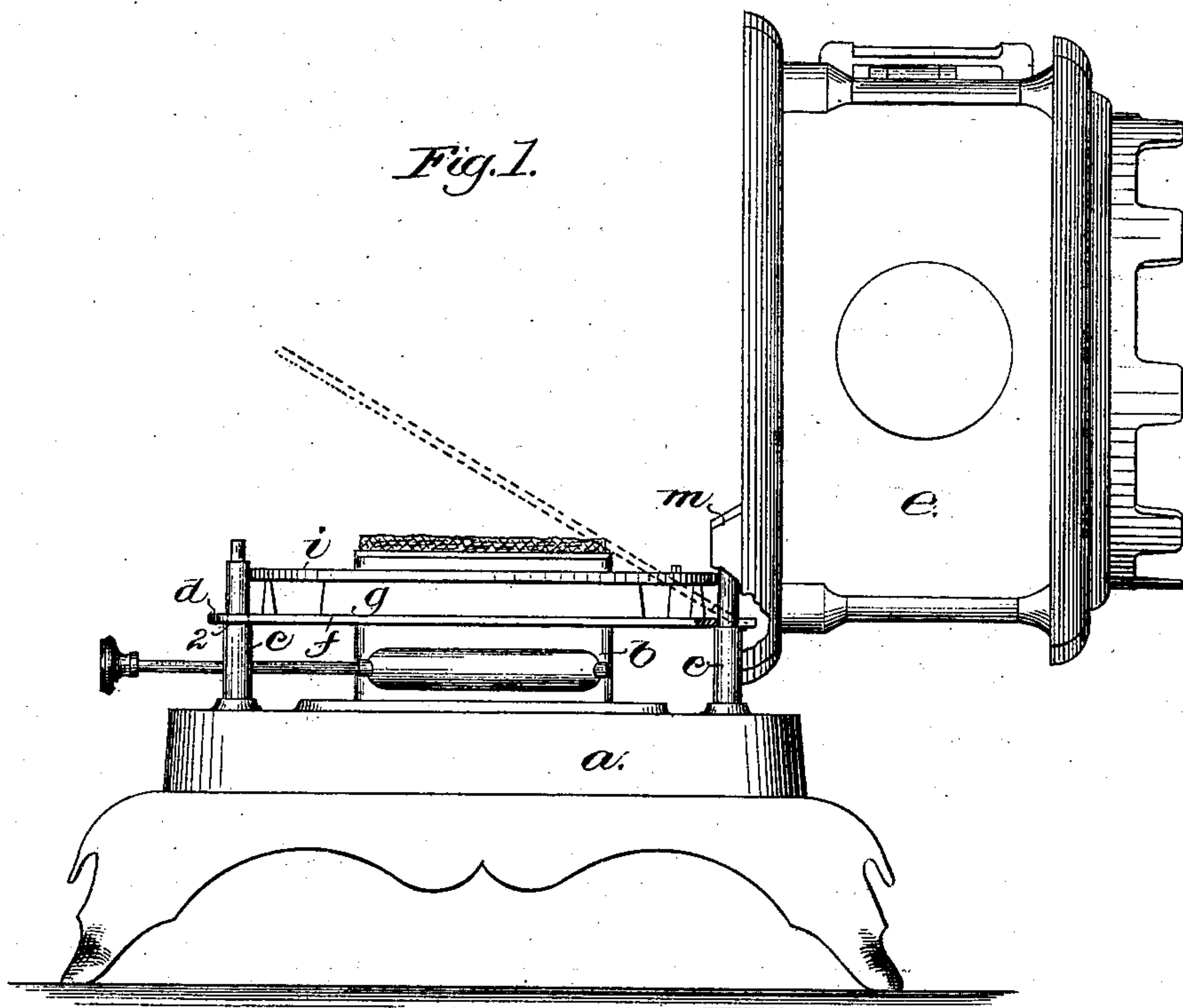


(No Model.)

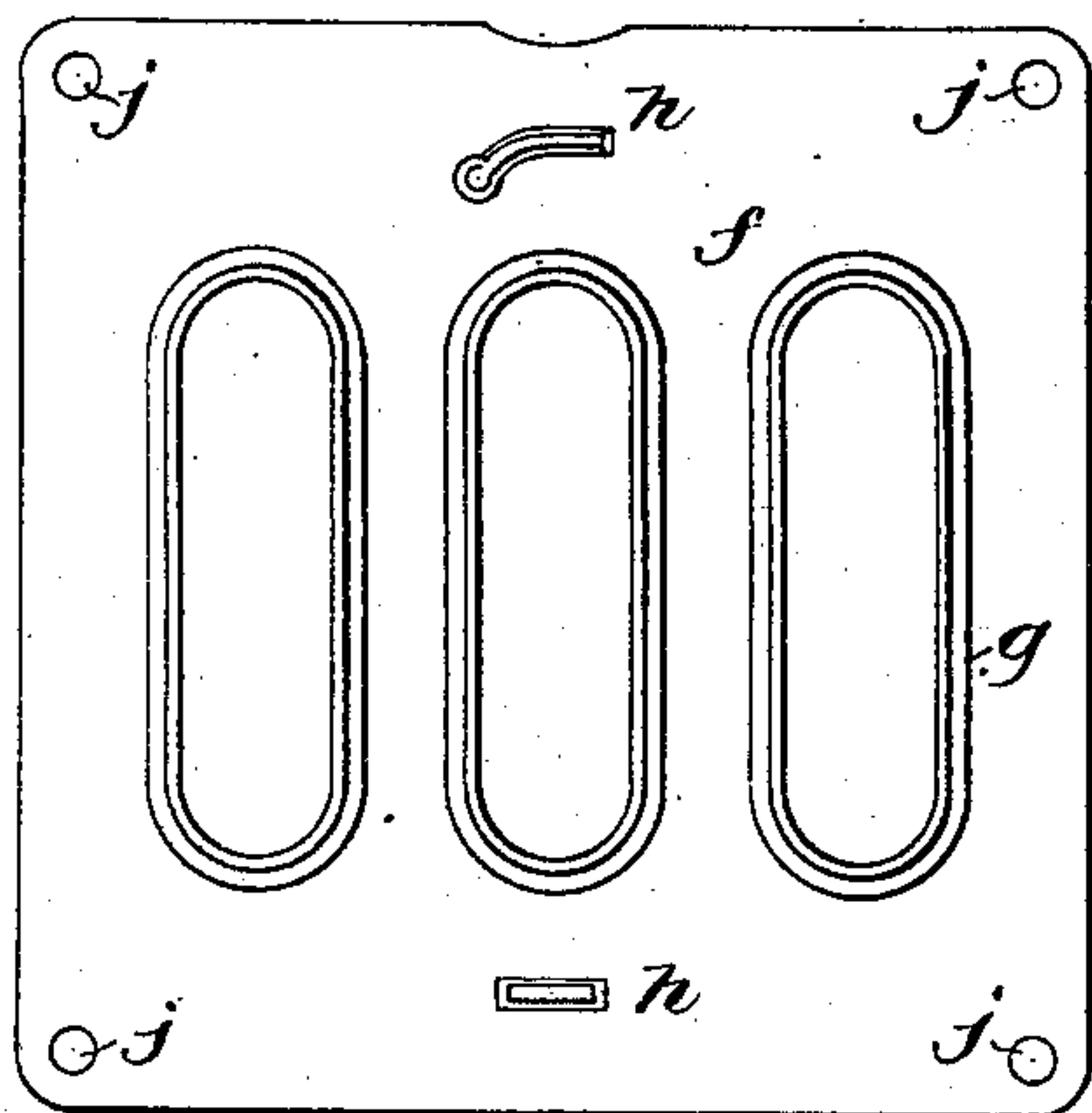
A. S. DINSMORE.  
OIL STOVE.

No. 260,461.

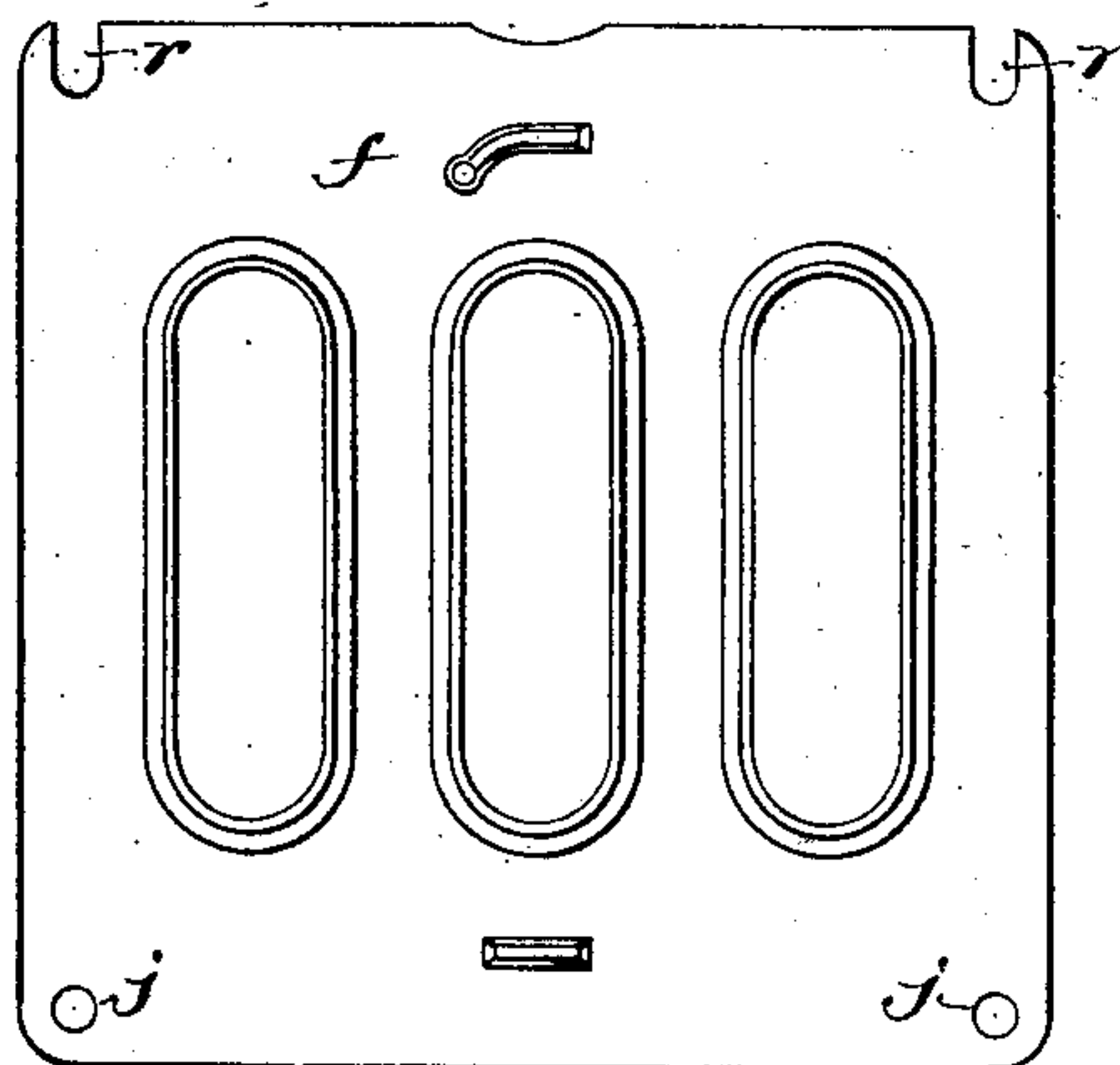
Patented July 4, 1882.



*Fig. 2.*



*Fig. 3.*



*Witnesses.*

*John F. C. Prinkert  
Fred A. Powell*

*Inventor.*

*Alfred S. Dinsmore  
by Crosby & Gregory attys.*



# UNITED STATES PATENT OFFICE.

ALFRED S. DINSMORE, OF BOSTON, MASSACHUSETTS.

## OIL-STOVE.

SPECIFICATION forming part of Letters Patent No. 260,461, dated July 4, 1882.

Application filed May 25, 1882. (No model.)

*To all whom it may concern :*

Be it known that I, ALFRED S. DINSMORE, of Boston, county of Suffolk, State of Massachusetts, have invented an Improvement in Oil-Stoves, of which the following description, in connection with the accompanying drawings, is a specification.

My invention relates to oil-stoves, and has for its object to render them more convenient than those heretofore in use.

The invention is embodied in a stove substantially such as shown in Letters Patent No. 176,609, April 25, 1876, in which the oil-reservoir is provided with supporting-pillars, on which is mounted an insulating-plate having openings around the wick-tubes, and serving to protect the oil-reservoir from the heat of the flame which is above the said insulating-plate. The said pillars also sustain the stove-body above the said plate, which carries an additional perforated plate closely fitted to the wick-tubes, and serving, among other things, to prevent material from dropping upon the oil-reservoir. In the said patent the pillars are shown as provided with shoulders, and the said insulating-plate has a series of circular openings, that fit upon the pillars above the said shoulders, which thus sustain the said plate, while the body of the stove rests upon the ends of the pillars above the said plate. By this construction, when it is necessary to remove the plate for the purpose of cleaning the wick-tubes, which has to be done frequently in order to keep the stove in proper condition, the stove-body has to be removed from the pillars and set aside until the said plate is replaced on the said pillars. By a subsequent invention the stove-body has been provided with lugs, by which it may be turned back and sustained on two of the said pillars, thus rendering the insulating-plate and wick-tubes accessible without wholly removing the said stove-top from the base or its supporting-pillars, but not, however, permitting the said insulating-plate to be removed without wholly removing the said stove-top.

The present invention consists in providing the said insulating-plate with holding-notches to engage the pillars upon which the stove-body is supported when thus turned back, and with circular openings to engage the other

pillars, so that by raising the said plate until the circular openings are disengaged from the pillars that are free from the stove-body the said plate can be withdrawn from the pillars upon which the stove-body remains, thus permitting the wick-tubes to be properly cleaned without removing the stove-body from the base and oil-reservoir.

Figure 1 shows in side elevation a stove embodying this invention, the stove-top being turned back and supported only on two of the pillars, so as to render the wicks accessible, and the insulating-plate being shown in dotted lines in the position assumed in removing it from the stove without setting aside the stove-top, in accordance with this invention; Fig. 2, a plan view of the insulating-plate as heretofore constructed, and Fig. 3 a plan view of the insulating-plate constructed in accordance with this invention.

The base *a*, forming the oil-reservoir and provided with the wick-tubes *b*, and sustaining-pillars *c* to receive the insulating-plate *d* and stove-top *e*, are substantially as in the said patent referred to. The said pillars *c* are shouldered, as at 2, to receive the insulating-plate *d*, which has upwardly-projecting portions *g* around the wick-tubes *b*, and also has lugs *h*, upon which is supported the perforated plate *i*, (see Fig. 1,) that is fitted closely to the wick-tubes *b* to prevent detached portions of the wicking from falling down to the reservoir *a*, and also to distribute the air equally to the flames, as described in the said former patent. The said plate *d* has heretofore been provided with holes *j*, equal in number to the pillars *c*, and of proper size to pass over the upper portion of the said pillars, so as to rest on the shoulders 2 thereof. This construction necessitates the removal of the stove-body *e* from the said pillars before the said plate can be removed therefrom to afford complete access to the wick-tubes *b*. The stove-top *e* is shown in Fig. 1 as provided with lugs *m*, engaging two of the pillars *c* at the rear of the stove in such manner as to afford a support for the said stove-top when turned back, as shown in the said figure, these lugs constituting no part of the present invention. It will be seen that by thus turning the stove-top back and supporting it by the lugs *m* on the pillars *c* at



the rear of the stove only the portion of the wick-tube above the plate *d* is rendered easily accessible, and that it is impossible to remove the said plate, when constructed as shown in Fig. 2, without previously removing the stove-top *e* and setting it aside, so as to permit the plate *d*, with its holes *j*, to be slipped off over the ends of the said pillars *c*. To overcome this difficulty the plate *d* is, in accordance with the present invention, constructed as shown in Fig. 3—that is, having holes *j* to engage the pillars *c* at the front of the stove, and notches *r* to engage the pillars *c* at the rear of the stove, upon which the stove-top *e* is supported when turned back, as shown in Fig. 1. By this arrangement the said plate *d* is held in place just as positively as when constructed as shown in Fig. 2; but after the stove-top *e* has been turned back, as shown in Fig. 1, and is supported only on the pillars at the rear, the plate *d* may first be turned up on the rear pillars *c* as a pivot to the position shown in dotted lines, Fig. 1, thus disengaging the holes *j* from the pillars *c* at the front of the stove, and also freeing the plate from the wick-tubes, after which it may be withdrawn, the notches *r* permitting it to be disengaged laterally from the pillars *c* at the rear of the stove without necessitating the removal of the top *e*. By this

construction the operation of cleaning the stove is greatly facilitated, as well as rendered much more convenient.

It is obvious that the stove-top *e* may be of any usual construction, either such as is specially adapted for heating purposes or such as employed for cooking, it forming no part of the present invention.

I claim—

In an oil-stove, the combination of the base or oil-reservoir, provided with shouldered pillars, and the stove-top supported thereon and adapted to be turned back and supported on a portion only of the said pillars, as described, with the insulating-plate provided with notches *r* to fit the said pillars when supported on the shoulders thereof, whereby the said plate may be removed laterally from the said pillars without necessitating the removal of the stove-top therefrom, substantially as and for the purpose set forth.

In testimony whereof I have signed my name to this specification in the presence of two subscribing witnesses.

ALFRED S. DINSMORE.

Witnesses:

JOS. P. LIVERMORE,

B. J. NOYES.