

(No Model.)

H. H. WINGER.
WINDOW CURTAIN CORNICE.

No. 260,439.

Patented July 4, 1882.

Fig. 1.




Fig. 2.

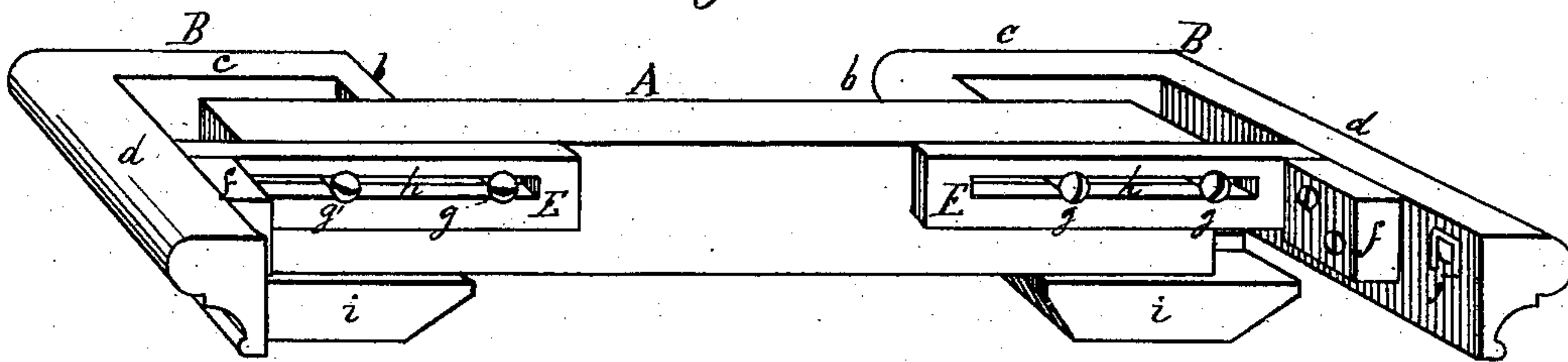
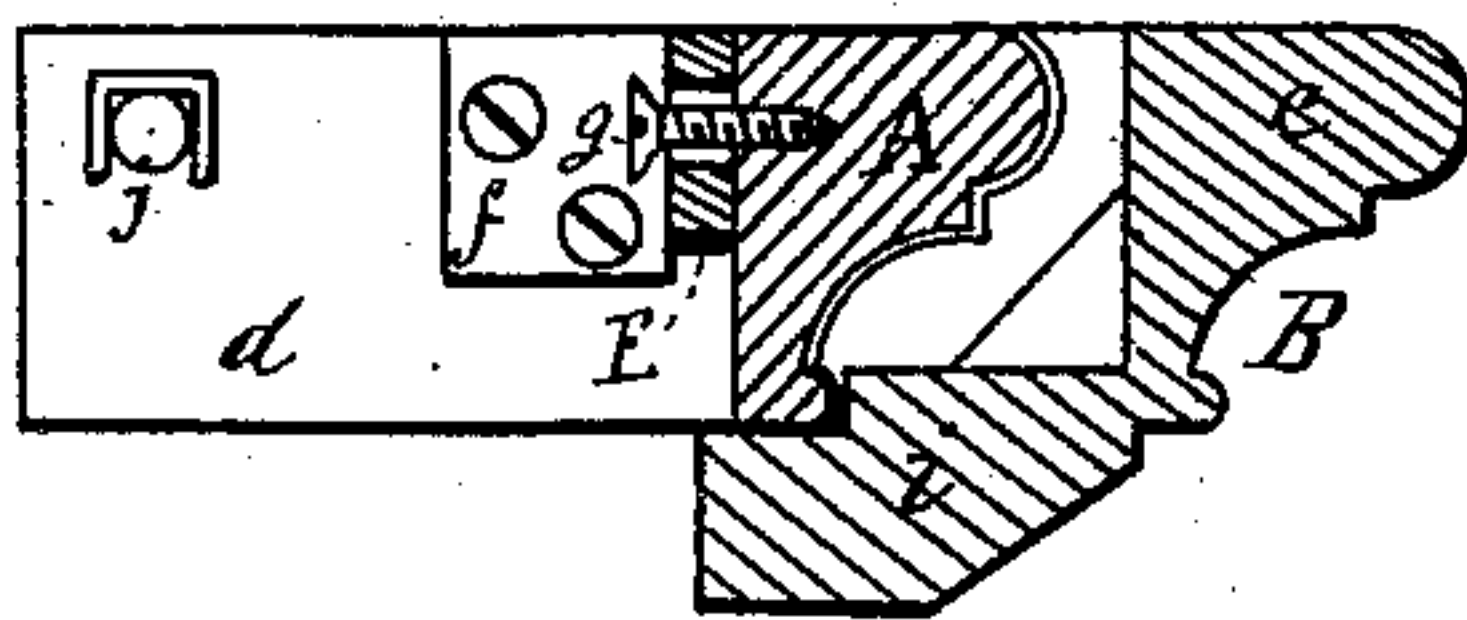


Fig. 3.



Witnesses:
F. B. Townsend
F. W. Kasehagen.

Inventor:
Hans H. Winger
per Wm. B. Lutz

Attorney

UNITED STATES PATENT OFFICE.

HANS H. WINGER, OF CHICAGO, ILLINOIS, ASSIGNOR TO OTTO MEYER, OF
SAME PLACE.

WINDOW-CURTAIN CORNICE.

SPECIFICATION forming part of Letters Patent No. 260,439, dated July 4, 1882.

Application filed October 5, 1880. Renewed December 10, 1881. (No model.)

To all whom it may concern:

Be it known that I, HANS H. WINGER, of Chicago, in the county of Cook and State of Illinois, have invented a new and useful Improvement in Window-Curtain Cornices; and I do hereby declare the following to be a full, clear, and exact description thereof, reference being had to the accompanying drawings, which form part of this specification.

My invention relates to adjustable window-curtain cornices adapted to fit windows of various sizes; and it consists in the peculiar construction, arrangement, and combination of the devices employed by me, as fully hereinafter explained.

In the drawings, Figure 1 represents a perspective front view of the cornice. Fig. 2 represents a perspective rear view of the same, and Fig. 3 is a transverse vertical section through the cornice at its junction with the corner piece.

Like letters in the several figures of the drawings designate like parts.

A is the cornice-molding, to the inward face of which the curtain is to be attached, and B are two projecting corner boxes, which are composed each of three pieces, *b c d*, of same pattern-molding as the middle piece, A, and which are mitered together to imitate the shape of the letter L. The end of piece *b* of each corner piece abuts square against the face of the molding A, and is shaped to form a close joint therewith, while the piece *c* runs parallel with said molding A, and piece *d* runs transversely over the end of the same. A plate, E, by means of a block, *f*, with its end, is rigidly secured to the inward face of piece *d* of each corner box, so as to be parallel with piece *c* of the same, and to overlap the rear face of molding A, to which it is adjustably secured by two wood-screws, *g g*, passed through slot *h* of plate E, so as to longitudinally slide therein in a manner that said cornice can be contracted or extended in length to suit the width of dif-

ferent sizes of window-frames by exposing more or less of molding A.

A square block, *i*, having chamfered edges, is secured under each corner box, for closing the same from below, which adds to the ornamentation of the cornice.

The inward face of piece *d* of each corner box, B, has a round socket, *j*, which is bound on its edges by an iron staple, and intended for suspending the cornice to the window-frame over iron hooks or studs projecting from the ends thereof, by contracting the cornice while holding the same to the window-frame in position to engage with the said hooks or pins.

As will be readily understood from the above description, this curtain-cornice is not only adapted to different widths of window-frames without exteriorly exposing any joints, but it is durable and ornamental as well, and for hanging the curtain it is quickly and easily detached from or suspended to the window-frame.

What I claim as my invention is—

1. In combination with the molding A, the corner boxes, B, each composed of pieces *b c d*, and a slotted plate, E, which latter are connected to molding A by screws *g g*, so as to longitudinally slide thereon, substantially in the manner and for the purpose described and shown.

2. The adjustable window-curtain cornice described, consisting of the molding A, the corner boxes, B, projecting over the face of the molding, and provided with bottom blocks, *i*, and metal sockets *j*, and the slotted plate E and screws *g*, for adjustably securing the boxes to the molding, constructed and arranged substantially as set forth and shown.

HANS H. WINGER.

Witnesses:

F. W. KASEHAGEN,
OLIVER W. MARBLE.