

(No Model.)

W. SMITH.
BOOT.

No. 260,426.

Patented July 4, 1882.

Fig. 1.

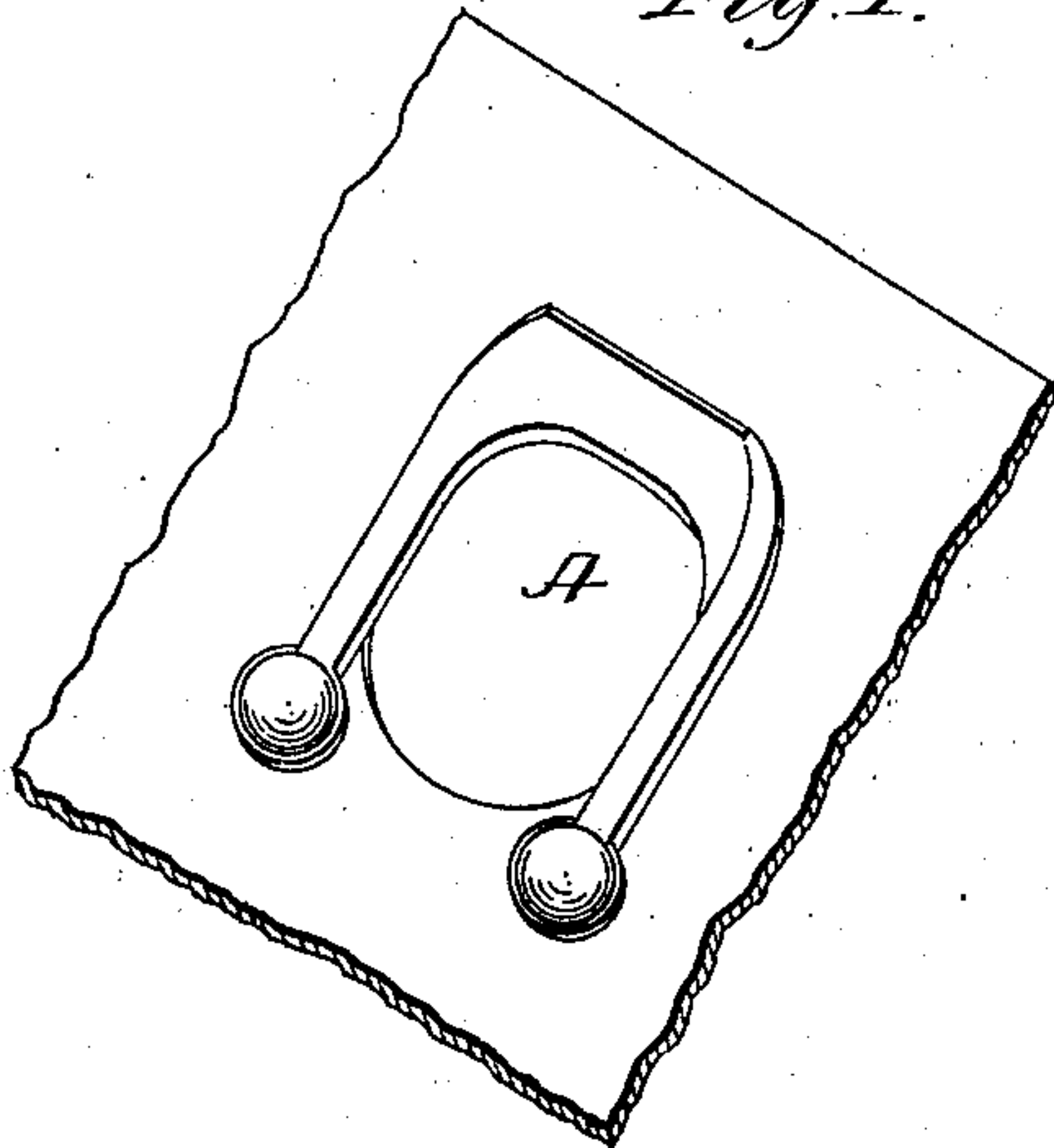


Fig. 2.

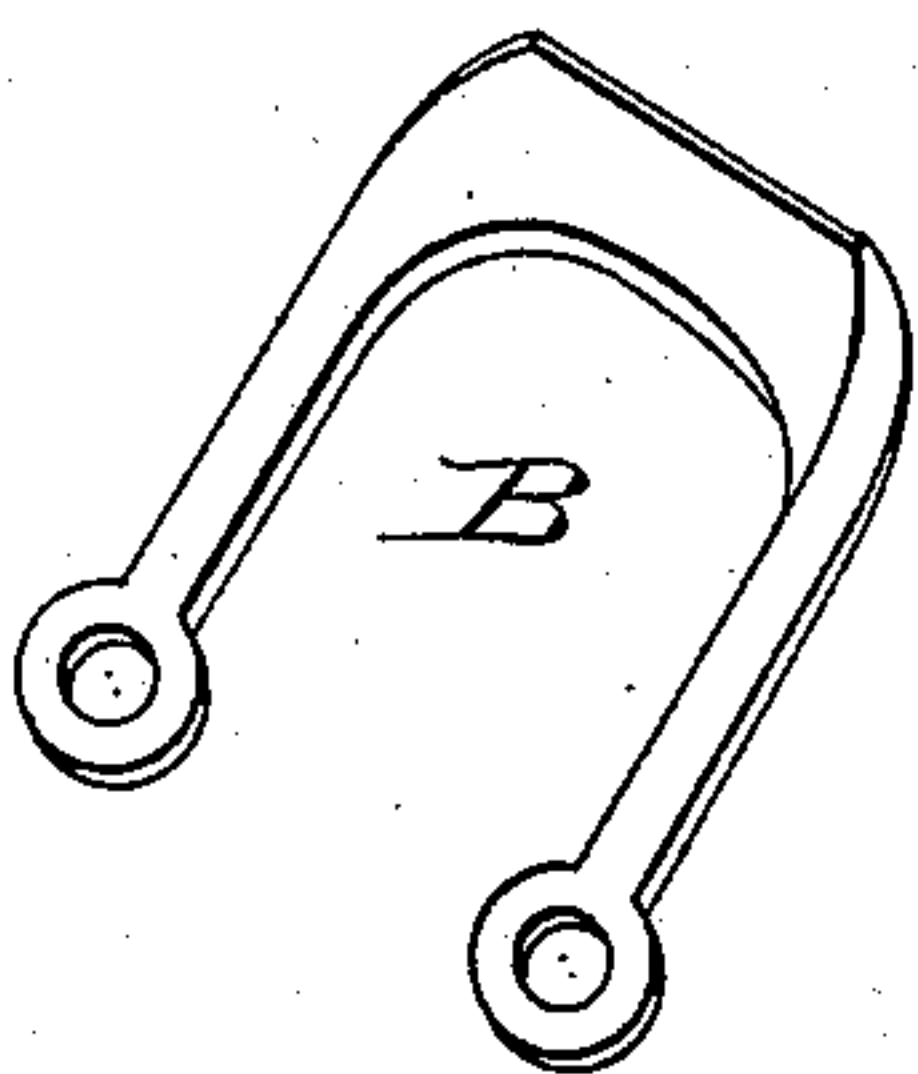
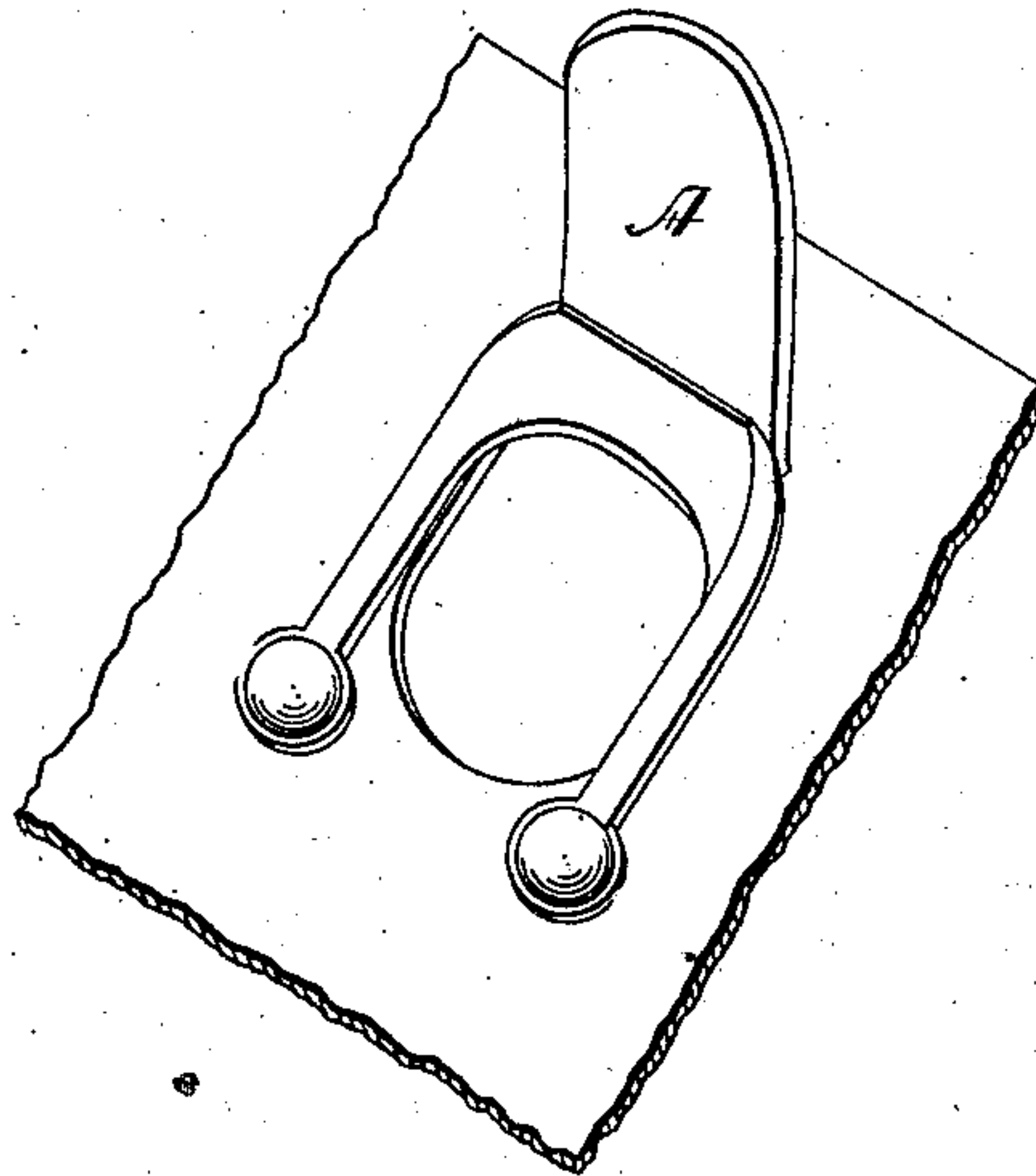
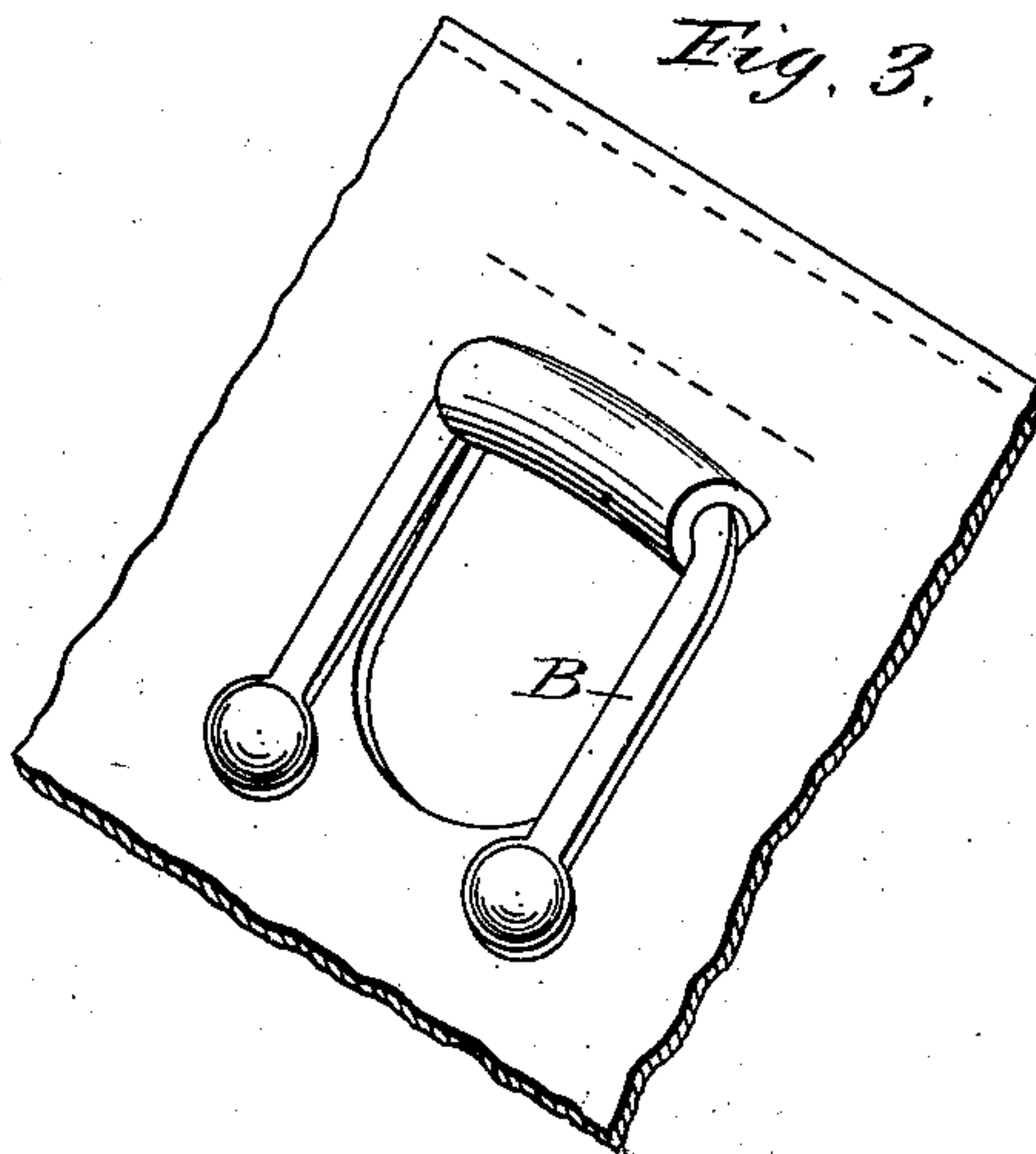


Fig. 3.



Witnesses.
R. W. Smith
Geo. Knaggett

Inventor.
William Smith
per John M. C. Smith,
Attorney

UNITED STATES PATENT OFFICE.

WILLIAM SMITH, OF EATON RAPIDS, MICHIGAN.

BOOT.

SPECIFICATION forming part of Letters Patent No. 260,426, dated July 4, 1882.

Application filed December 7, 1881. (No model.)

To all whom it may concern:

Be it known that I, WILLIAM SMITH, a citizen of the United States, residing at Eaton Rapids, in the county of Eaton and State of Michigan, have invented a new and useful Device for Covering a Metallic Boot-Strap, of which the following is a specification.

My invention relates to an improvement in the strap by which boots are drawn on; and the object of my improvement is to provide a convenient and suitable covering or incasing for a metallic boot-strap which will secure or fasten the top of said boot-strap, and also provide an easy and agreeable strap for the finger. I attain this object in the manner illustrated by the accompanying drawings, in which—

Figure 1 is a front view of the boot-leg with the metallic boot-strap, which I designate by the letter B, attached at the bottom, and a portion called "A" has been cut out, which said portion forms the covering and also a fastening for the top of the boot-strap B. Fig. 2 is a front view of the boot-leg in process of covering after the incision has been made in the boot-leg and the part A of the boot-leg has been cut out for forming the covering and drawn out over the metallic strap B. Fig. 3 is a front view of the covering completed after the part A of the boot-leg forming the covering, as shown in Fig 2, has been placed back over the metallic strap B through the aperture and sewed or fastened to its place.

Similar letters refer to similar parts throughout the several views.

First, I attach the bottom of the metallic

strap B to the boot-leg by means of a hollow rivet, or any desirable method. Then by means of a half-circular punch-chisel I cut away enough of the boot-leg to form an opening for the finger for the purpose of drawing on the boot and to procure the leather A to cover the strap B. I then separate the boot-strap B at the top from the boot-leg far enough to draw the portion A of the boot-leg cut away by the chisel-punch through up under the metallic strap B, as shown in Fig. 2. Then I put the portion A of the boot-leg thus drawn out from under the strap B back through the hole cut out of the boot-leg, binding it over the metallic strap B, and stitch the end of it, A, to the top and inside of the boot-leg, and by so doing securely fasten the top of the metallic strap B and form a pliable and agreeable covering for the strap B.

The metallic boot-strap forms no part of my invention in this application, and therefore I make no claim to it; but

What I claim as my improvement, and desire to secure by Letters Patent, is—

An improvement in attaching metallic pull-straps to boots, consisting in securing the lower or free end or ends of the strap to the leg by means of rivets and the upper or loop end by means of the flap cut from the leg to form the finger-hole, substantially as shown and described.

WILLIAM SMITH.

Witnesses:

FRANK B. GANNON,
ROBERT MCALLISTER.