

(No Model.)

J. A. BROWN.

ASH BARREL AND COAL HOD COVER.

No. 260,364.

Patented July 4, 1882.

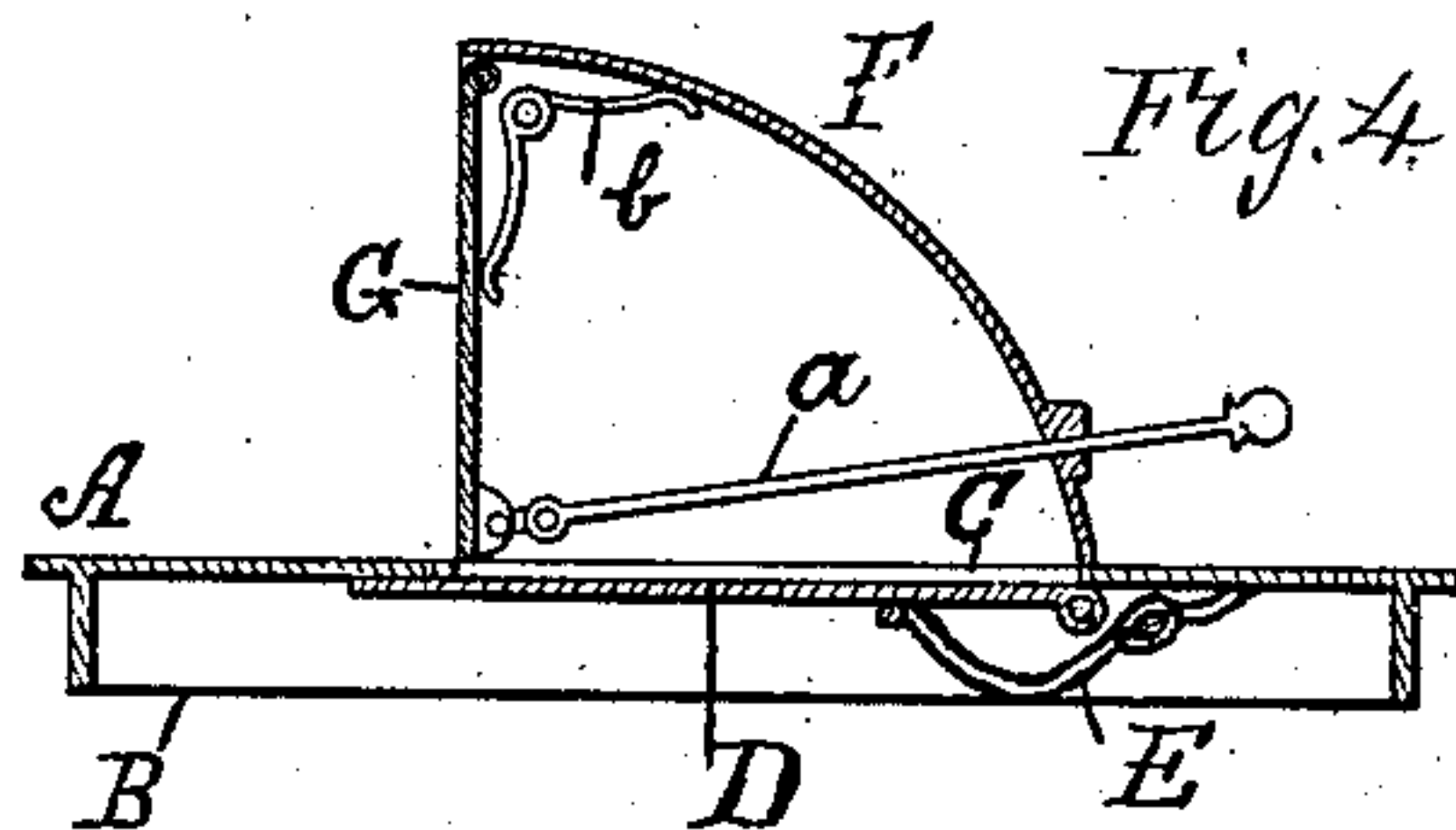


Fig. 1.

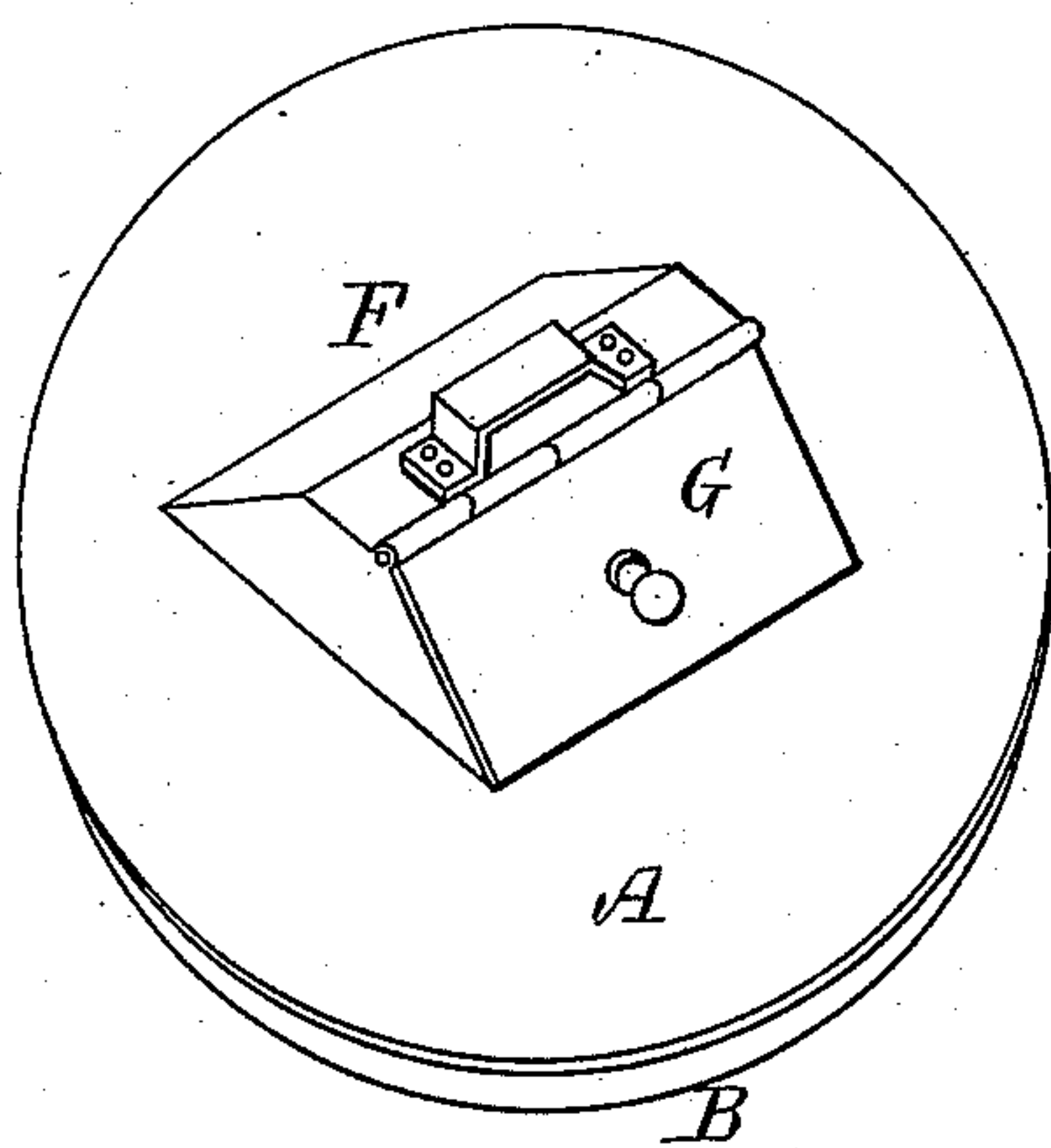


Fig. 2.

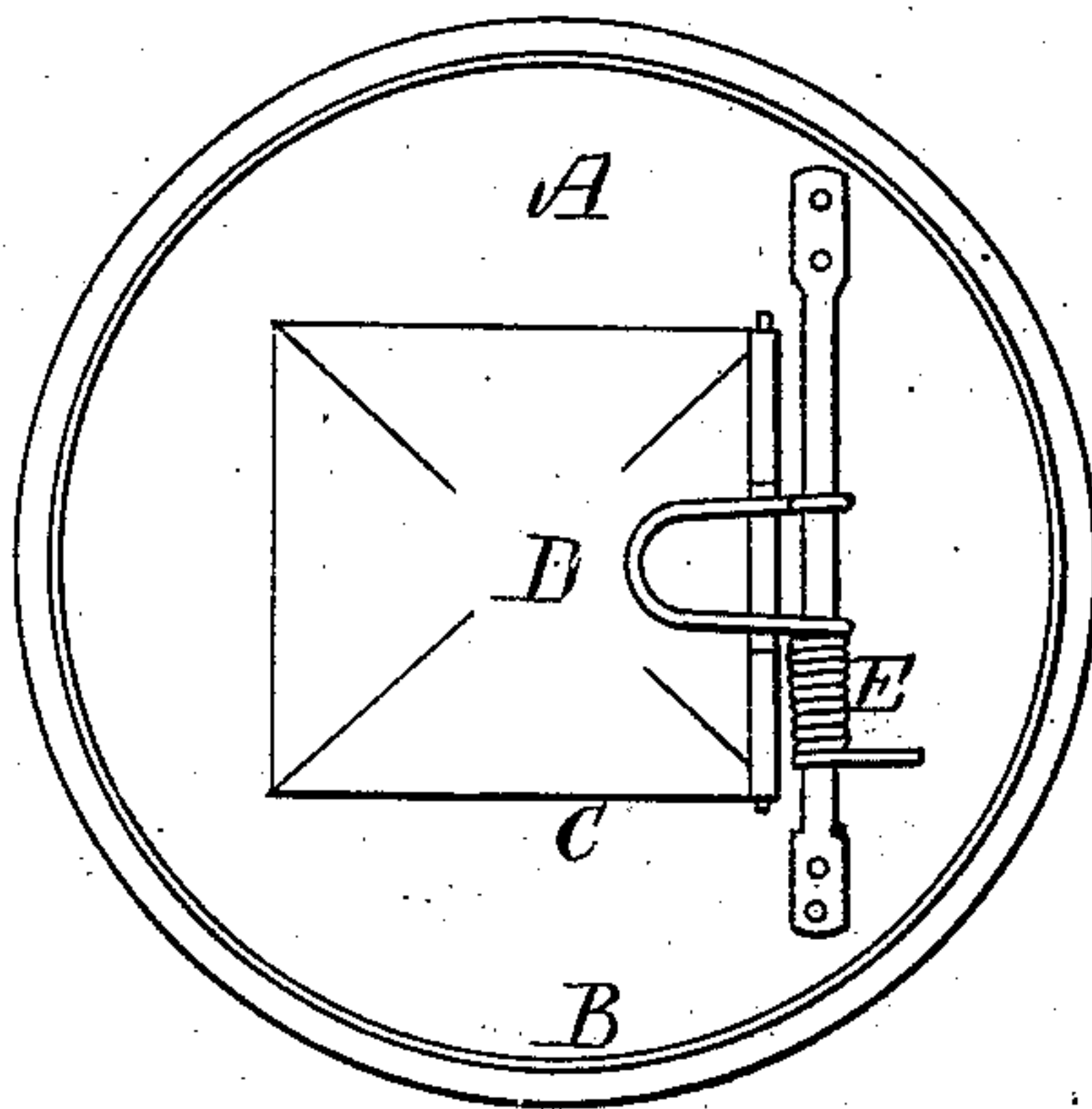
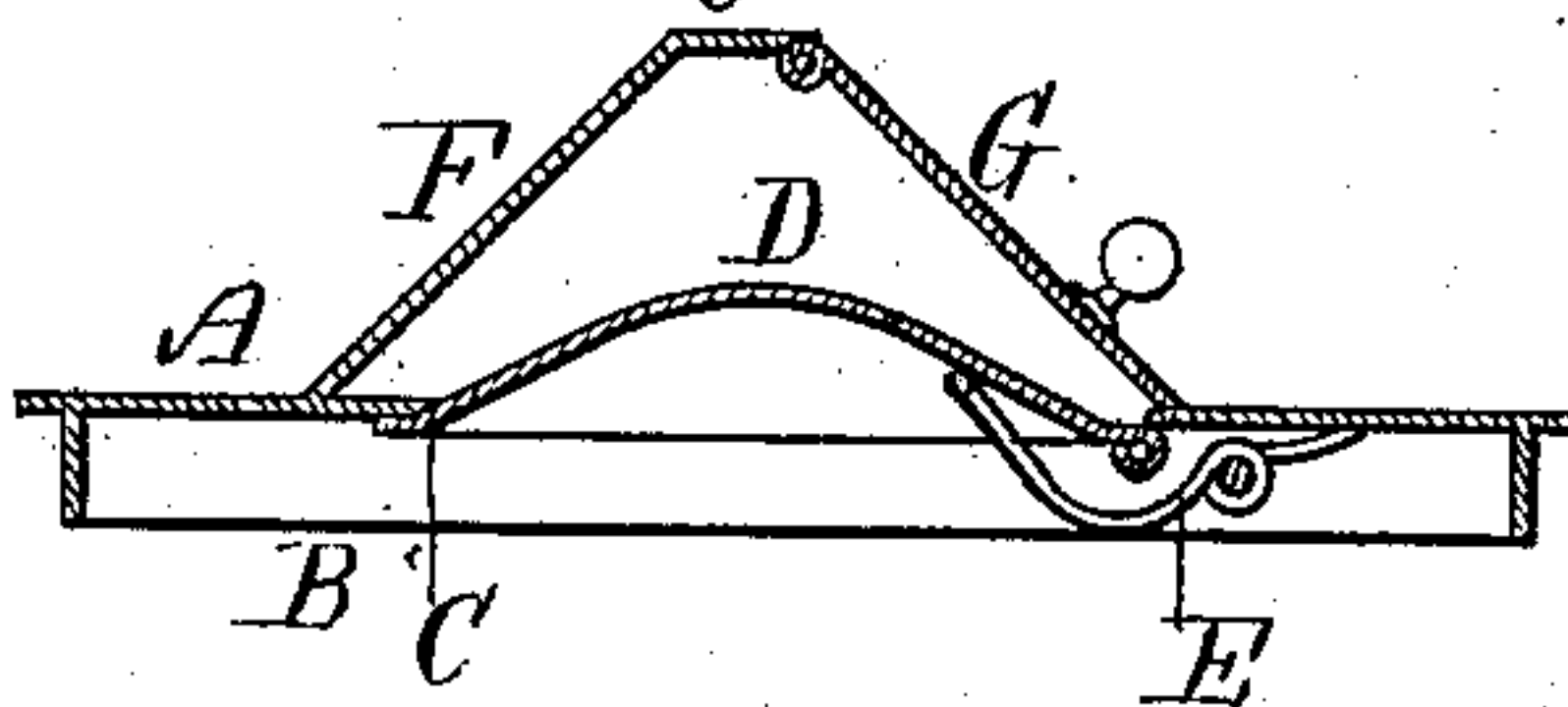


Fig. 3.



Witnesses.  
H. E. Lodge  
F. E. Simpson.

Inventor,  
John Andrew Brown.  
J. Curtis, Atty.

# UNITED STATES PATENT OFFICE.

JOHN ANDREW BROWN, OF EVERETT, MASSACHUSETTS.

## ASH-BARREL AND COAL-HOD COVER.

SPECIFICATION forming part of Letters Patent No. 260,364, dated July 4, 1882.

Application filed March 27, 1882. (No model.)

*To all whom it may concern:*

Be it known that I, JOHN ANDREW BROWN, a citizen of the United States, residing at Everett, in the county of Middlesex and State of Massachusetts, have invented certain new and useful Improvements in Ash-Barrel and Coal-Hod Covers; and I do hereby declare the following to be a full, clear, and exact description of the invention, such as will enable others skilled in the art to which it appertains to make and use the same, reference being had to the accompanying drawings, and to letters or figures of reference marked thereon, which form a part of this specification.

The object of this invention is to prevent escape of dust while emptying ashes into a barrel, coal-hod, or other receptacle; and it consists of a hood erected upon the cover about the aperture above named, and having one side open, and provided with a self-closing door, the object of this hood being to arrest such small amount of dust as may arise while dumping ashes through the aperture in the cover.

The drawings accompanying this specification represent, in Figure 1, a perspective elevation, in Fig. 2 an under side view, and in Fig. 3 a vertical section, of my invention; Fig. 4, a vertical section of a modified construction and arrangement of the door and hood.

A in the above drawings represents a flat cover or head of circular or other form, and adapted to cover the mouth of a barrel, coal-hod, or other vessel into which it is desired to empty ashes, such cover having preferably a pendent rim, B, to secure it in place within such mouth, and being formed with a central opening or aperture, C, for passage of ashes.

D represents a cover or trap covering the aperture C, and hinged at one side to the under side of the head or cover A, so as to open downward to expose such aperture, this cover or trap D being closed by the stress of a spring, E, the base of which is secured to the under side of the head A, and the free end of which exerts its stress upon the under side of the cover.

In the use of the above device, a shovel filled with ashes is placed over the cover or trap D and pushed downward into the aperture C, and the ashes dumped into the barrel or receptacle below, and the shovel then quickly

withdrawn, the cover thereby being released and instantly closed by the operation of its spring, thus effectually preventing escape of the greater part of the dust which would naturally arise from the dumping of the ashes, for the reason that the cover closes before the dust arising from the disturbance of the ashes can escape by the said aperture.

To arrest such small amount of dust as may escape during the act of dumping ashes through the aperture C, as described, and to generally aid in the efficiency of the device, I add to the top of the cover A, and surrounding such aperture, a dust-guard in the form of a hood or roof, F, one side of which is open and provided with a drop-door, G, as shown in Figs. 1 and 3 of the drawings. In this case the shovel containing the ashes must be introduced into the hood preparing to push open the cover D, the door G being held open for the purpose.

Should a small amount of dust—that is, fine ashes—escape from the open aperture during the dumping of the contents of the shovel, the door G will close upon and retain the dust within the hood F until the next opening of the cover or trap D, when it is precipitated into the receptacle below through the aperture C.

To facilitate escape or shed of ashes from the top of the cover or trap D when the latter is opened, it is preferably made convex or apiculated, as shown in Fig. 3 of the drawings.

The door G, in lieu of being hinged to the outside of the hood F, as shown in Figs. 1 and 2 of the drawings, may be hinged to the inside thereof, so as to open inward, and closed by the pressure of spring b, as shown in Fig. 4 of the drawings. In this case the outer door, as well as the cover or trap D, may be pushed open by the utensil containing the ashes; or a rod, a, may be employed, extending through the wall of the hood and connected at one end with the door G, a handle being secured to its outer end, and by means of which the said door may be pulled open; or a vertical rod may be employed, extending upward through the hood and resting at its lower end upon the covered trap D, to push open the latter.

I claim—

1. As a cover for ash barrels or hods, the cover A, having an aperture provided with a trap or door opening downward and closed au-



tomatically, in combination with an outer inclosing-case, substantially as set forth.

2. The cover or head, with its aperture and the self-closing cover of such aperture, in combination with the dust guard or hood, with its door, substantially as explained.

3. In combination with the cover of an ash barrel or receptacle, having an opening at the top, and provided with an automatically-closing cover or trap for said opening, a dust-guard, F, and spring-pressed door G, having a rod attached thereto, substantially as and for the purpose stated.

4. In combination with the cover of an ash barrel or receptacle, having an opening at the top, a dust guard or hood provided with a spring-pressed door opening inward, substantially as shown and described.

In testimony whereof I affix my signature in presence of two witnesses.

JOHN ANDREW BROWN.

Witnesses:

F. CURTIS,  
H. E. LODGE.