

(No Model.)

I. W. SHOEMAKER.
FIRE-PLACE FENDER.

No. 259,929.

Patented June 20, 1882.

Fig 1

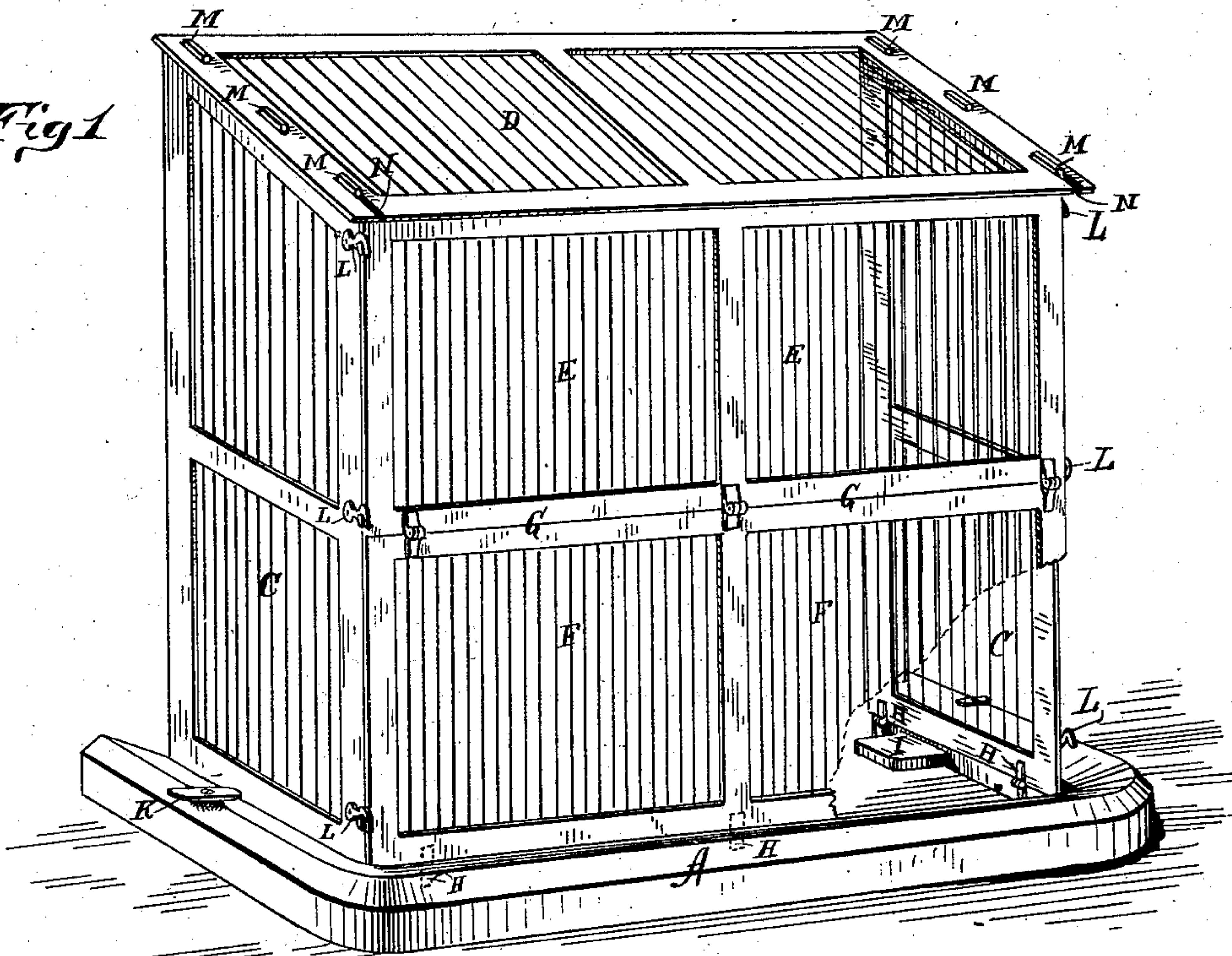


Fig 2

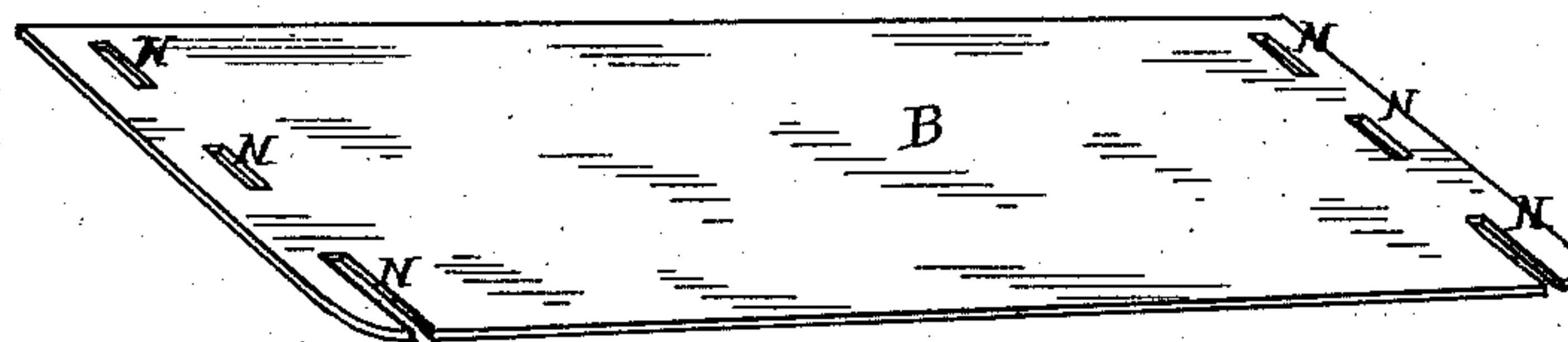



Fig 3



WITNESSES:

J. D. Garfield
C. Sedgwick

INVENTOR:

I. W. Shoemaker

BY

Mum & Co

ATTORNEYS.

UNITED STATES PATENT OFFICE.

ISAIAH W. SHOEMAKER, OF ROSSTON, ASSIGNOR TO HIMSELF AND JOHN
H. KING, OF SAXONBURG, PENNSYLVANIA.

FIRE-PLACE FENDER.

SPECIFICATION forming part of Letters Patent No. 259,929, dated June 20, 1882.

Application filed April 13, 1882. (No model.)

To all whom it may concern:

Be it known that I, ISAIAH W. SHOEMAKER, of Rosston, in the county of Armstrong and State of Pennsylvania, have invented a new and Improved Fire-Place Fender, of which the following is a full, clear, and exact description.

This invention consists of a fender attachment to the hearth of a fire-grate, constructed to fold down compactly within the hearth when not required in position for use, and being contrived for use in various ways, according to circumstances. For example, it may consist of front, sides, and top of wire screens wholly inclosing the fire, or the front and sides may be wire screens and the top of sheet metal for a shade. The front may be wholly or partly open, together with the top wholly or partly open, all as hereinafter described.

Reference is to be had to the accompanying drawings, forming part of this specification, in which similar letters of reference indicate corresponding parts in all the figures.

Figure 1 is a perspective view of my improved fire-place fender as made wholly of wire screens and arranged to wholly inclose the fire, with a part broken out. Fig. 2 is a perspective view of the sheet-iron top to be used in place of the wire-screen top for a shade to the fire, and Fig. 3 is a perspective view of the hearth with the fender folded up within it.

A represents the hearth-plate of an ordinary fire-grate; B, the sheet-metal top for the fender; C, the wire-screen sides thereof; D, the wire-screen top, and E and F the wire-screen front, the latter being made in two parts, jointed at G to fold together in the middle.

The sides C are hinged to the insides of the respective ends of the hearth-plate, as shown at H, so as to fold down on the supports I, cast upon the hearth-plate for the support of said sides and the rest of the fender, one of said sides above the other and the front and top over the sides. The front E F is similarly hinged to the inside of the front part of the hearth-plate, to fold down over the sides after being folded on itself at G. The wire top D is then to be placed on front E and the sheet-iron top B on it, when all are fastened by the buttons K, or equivalent fastenings, making substantially the ordinary appearance of the hearth. The sides and

front connect together when set up by hooks and eyes or studs L. The top and the sides connect together by the tenons M of the sides and slots N of the top, to hold the parts together. The wire parts are constructed with suitable frames for the wires, and the slots and tenons of these parts are made in the frames.

Besides substituting one top for the other, according to whether the light of the fire is to be shaded or not, the top may be left entirely uncovered, or it may be partly covered by either top placed with its middle slots on the lower tenons. This latter adjustment is most desirable for the shade-top B, which is thereby made to shade the light lower down.

The front may be folded down at the top when only required as a guard for children.

Having thus fully described my invention, what I claim as new, and desire to secure by Letters Patent, is—

1. The combination, with a hearth-plate, A, of a fender constructed in side, front, and top sections, said side and front sections being hinged to and arranged to fold down within the said hearth-plate, substantially as specified.

2. The front section of a folding fender, hinged to the hearth-plate and jointed together, as at G, in two parts, E F, to fold within the hearth-plate, substantially as specified.

3. The hearth-plate A, constructed with supports I, in combination with side and front folding fender-sections, C F E, substantially as specified.

4. The combination, with hearth-plate A, having supports I, of folding side and front fender-sections, C F E, detachable top sections, B D, and buttons or equivalent fastening devices K, substantially as specified.

5. The combination, with the hearth-plate A, of folding front and side fender-sections, C F E, and fastening hooks and studs L, substantially as specified.

6. The combination of the folding side fender-sections, C, having tenons M, and the detachable top section, having slots N, substantially as specified.

ISAIAH W. SHOEMAKER.

Witnesses:

R. S. SLAYMAKER,
H. J. HAYS.