

(No Model.)

C. W. EHMAN
BUTTON.

No. 259,298.

Patented June 13, 1882.

Fig. 1.

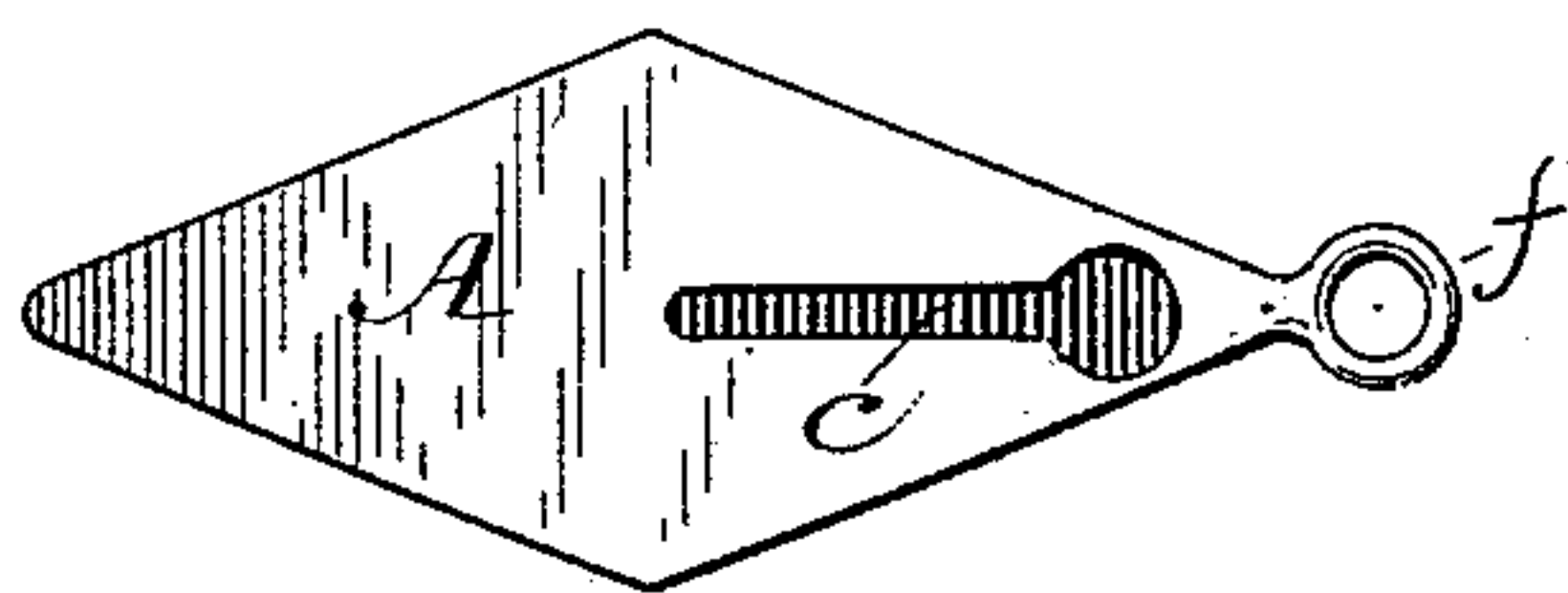


Fig. 2.

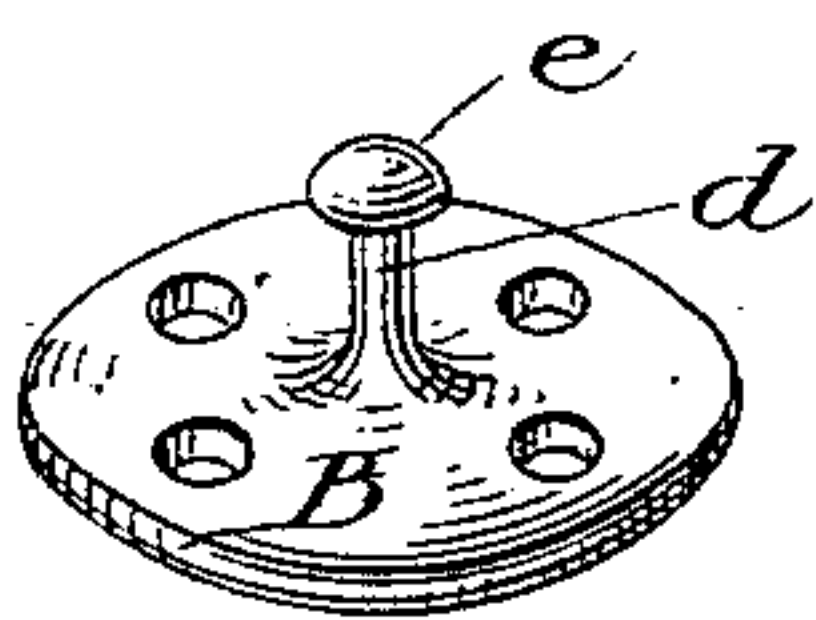



Fig. 3.



Witnesses:

Frank Blanchard
Jno. G. Elliott

Inventor:

Charles W. Ehman.

UNITED STATES PATENT OFFICE.

CHARLES W. EHMAN, OF CHICAGO, ILLINOIS, ASSIGNOR TO CHARLES J. CAVENAUGH, OF MEDFORD, MASSACHUSETTS.

BUTTON.

SPECIFICATION forming part of Letters Patent No. 259,298, dated June 13, 1882.

Application filed January 27, 1882. (No model.)

To all whom it may concern:

Be it known that I, CHARLES W. EHMAN, a citizen of the United States, residing at Chicago, in the county of Cook and State of Illinois, have invented a new and useful Improvement in Buttons and Button-Holders, of which the following is a specification.

In the accompanying drawings, Figure 1 is a view of that side of the button which contains the slot hereinafter mentioned. Fig. 2 is a view of the button-holder, particularly intended to show the shank that slips into said slot; and Fig. 3 is a sectional view of the button and side view of the holder when the shank of the latter is inserted into the slot of the former, as intended in ordinary use.

A represents the button, B the button-holder, *c* the slot in the button, *d* the shank of the button-holder, *e* the head of such shank, and *f* the spiral or oblong eye of the button A.

The object of my invention is to provide for conveniently fastening or buttoning clothes without the use of button-holes; and the invention consists in the making of a button and button-holder, substantially as hereinafter described.

The button and button-holder are made in separate parts. The button A is provided with a key-hole slot or opening, *c*, and is sufficiently hollow to receive the head of the shank of the button-holder.

I prefer to have the slot run lengthwise of the button, as shown in the drawings, Fig. 1, and to have it on the under side, so that it will be next to the garment; but, all this being matter of taste, the slot may run crosswise of the button, or be made in any other way desired. When made as shown in the drawings, the slot should be larger at the end farthest from the edge of the garment than at the other, so that the head of the shank may enter at the largest part, and, slipping down in the slot, form a secure fastening.

The button A is also provided with an oblong or spiral eye, *f*, for attaching it to the garment. This eye is located near the end of the button farthest from the edge of the cloth, and permits of the button being attached

loosely, or so that its whole length will not press closely against the cloth. Hence the button, being thus attached by means of this eye, may be slightly raised or lifted off the cloth when it is desired to insert or remove the shank-head in buttoning or unbuttoning the garment.

The button-holder B consists of a flat rim or ordinary button, having a suitable stud or shank, *d*, to fit into the slot *c* of the button. The shank has a head, *e*, formed on the end that enters the slot, which serves to hold the button and button-holder together.

The flat part of the button-holder may be sewed or fastened to the garment in any convenient way, the same as any ordinary button.

The invention is intended to be used substantially as follows: The button is fastened or sewed by a spiral or oblong eye, or in any other convenient manner, to one side of the garment to be buttoned. The slotted side should be under or next to the garment, and the button should be fastened loosely, so as to allow of its being slightly raised or lifted out from the garment. The button-holder is fastened or sewed on the other side of the garment opposite the button. I prefer to put it on the under or inner side of the cloth, and to have only so much of the shank protrude through the cloth as will be necessary, with the head, for its engagement in the slot of the button. In closing or buttoning up the garment the two parts thereof are drawn together so as to allow sufficient overlapping. The button is slightly raised or lifted off the cloth, and the shank allowed to enter the slot. The shank will naturally slip toward the end nearest the edge of the garment, and the slot at this point being smaller than the head of the shank a secure fastening will be immediately formed. In unbuttoning the operation is reversed.

The invention is applicable to all kinds of clothing, and the principal advantage claimed for it is that it dispenses with the use of button-holes, and thus saves the labor and expense of making them, as well as improves the

appearance and adds to the durability of a garment; but other advantages will also be found to result from its use.

What I claim as new, and desire to secure
5 by Letters Patent, is—

The combination of the button A, having the slot *c* on its under side and the eye *f* near one end, and the button-holder B, having the shank *d*, with the head *e*, so arranged that the
10 button may be fastened to one side of the gar-

ment and the button-holder to the other, and that the button, being fastened by means of the eye *f*, may be slightly raised or lifted off the cloth when it is desired to button or unbutton the garment, substantially as described, 15 and for the purposes set forth.

CHARLES W. EHMAN.

Witnesses:

C. C. LINTHICUM,
LEWIS G. BLOSSOM.