

(No Model.)

E. R. YOUNG.  
SUPPORT AND HANDLE FOR BOOKS.

No. 259,258.

Patented June 6, 1882.

Fig. 1.

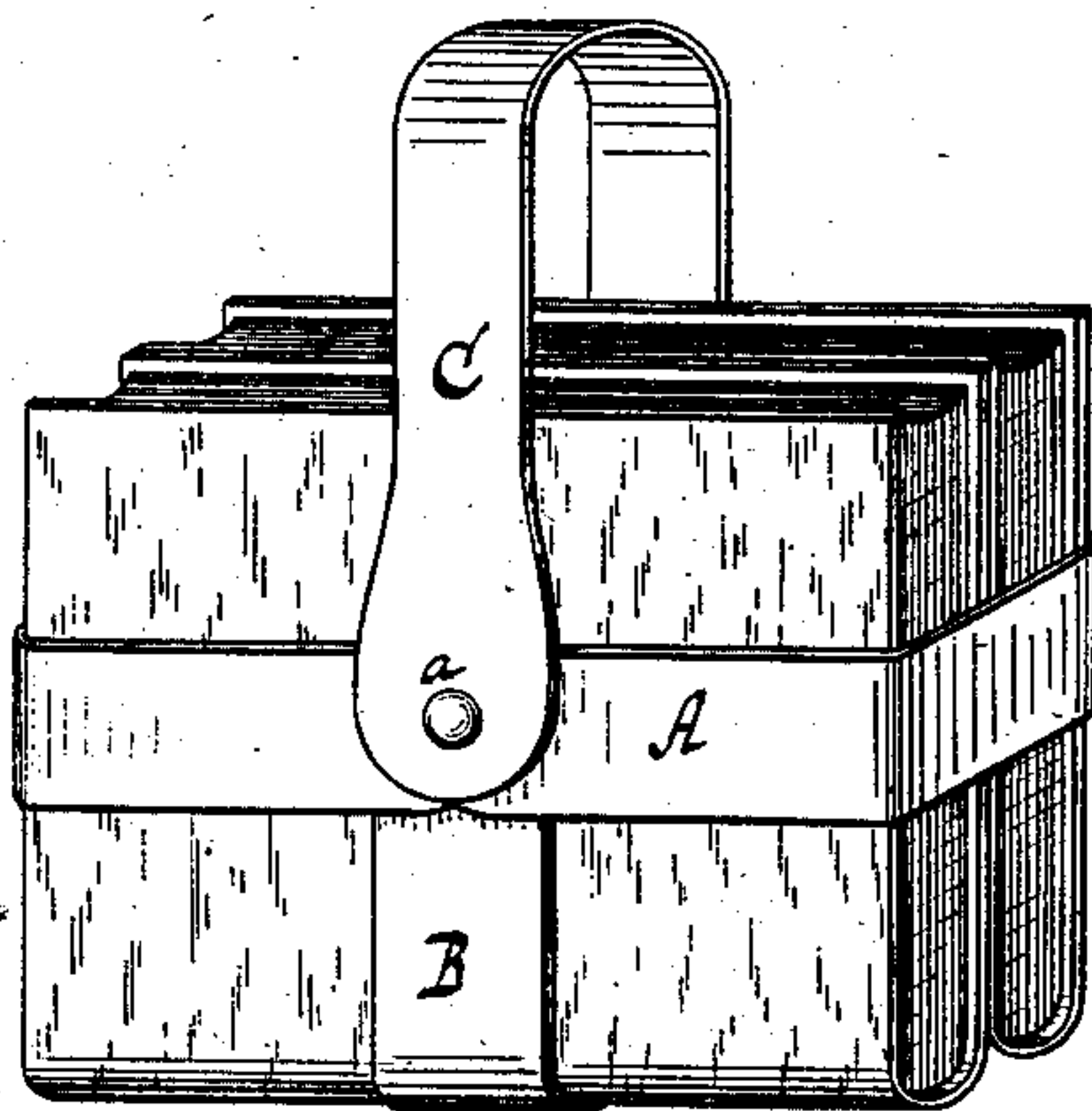


Fig. 2.

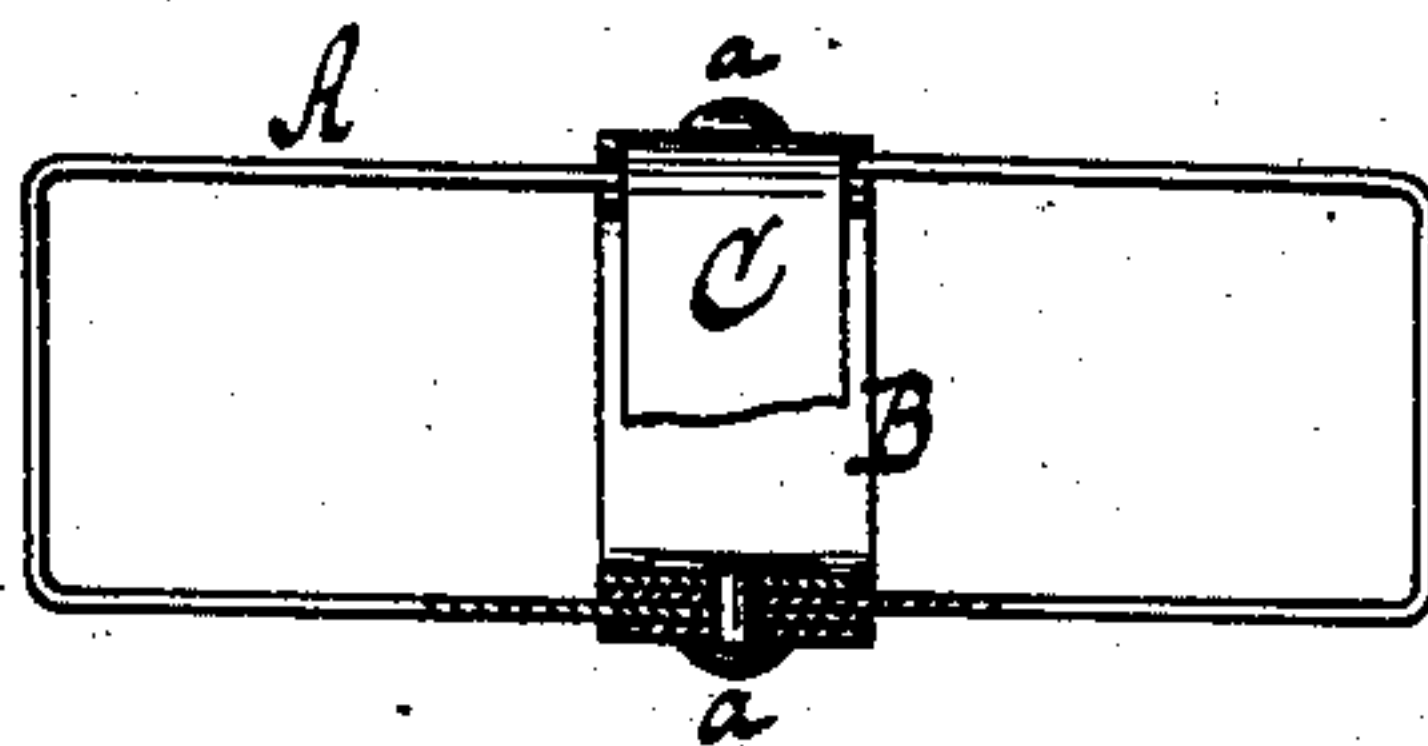
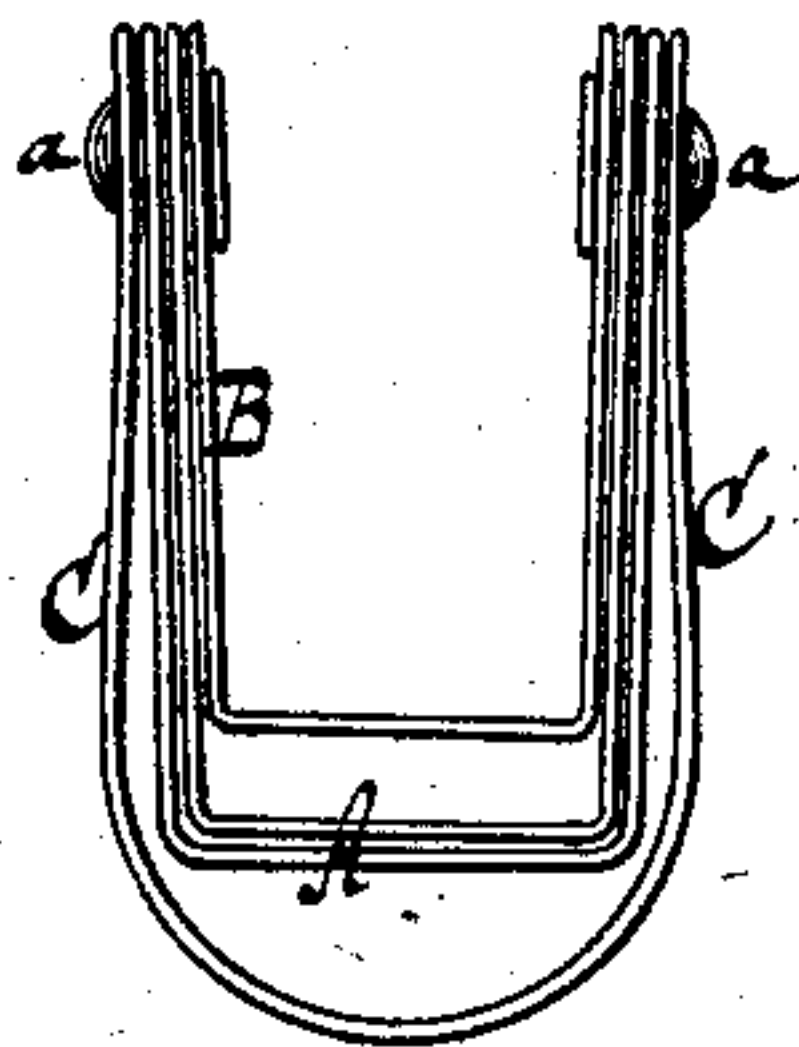


Fig. 3.



WITNESSES:

*Otto Hufeland*  
*William Miller*

INVENTOR

*Edwin R. Young*

BY *Van Santvoord & Hackett*

ATTORNEYS

# UNITED STATES PATENT OFFICE.

EDWARD R. YOUNG, OF NEW YORK, N. Y.

## SUPPORT AND HANDLE FOR BOOKS.

SPECIFICATION forming part of Letters Patent No. 259,258, dated June 6, 1882.

Application filed April 21, 1882. (No model.)

*To all whom it may concern:*

Be it known that I, EDWARD R. YOUNG, a citizen of the United States, residing at New York, in the county and State of New York, have invented new and useful Improvements in Supports and Handles for Books and other Articles, of which the following is a specification.

This invention consists in the combination of a strap intended to embrace the articles to be carried, a supporting-strap extending at right angles to the embracing-strap, and a swinging handle having its two ends pivoted respectively to the opposite portions of the embracing-strap, so that when the handle is turned down books or other articles can be readily introduced into the embracing and supporting straps, and when the handle is turned up the package can be carried with convenience, and at the same time the books or other articles are prevented by the handle from dropping out. The embracing-strap is made in two sections, which are connected to each other and to the supporting-strap by the pivots of the handle, so that the article can be folded up to form a convenient package for transportation.

In the accompanying drawings, Figure 1 represents a perspective view of my support. Fig. 2 is a plan or top view, partly in section. Fig. 3 is an end view when the support is folded up.

Similar letters indicate corresponding parts.

In the drawings, the letter A designates the embracing-strap, and B is the supporting-strap. In the sample shown in the drawings the embracing-strap is made in two sections, which are connected to each other and to the supporting-strap by rivets *a a*, which at the same time form the pivots for the swinging handle C. The embracing-strap may, however, be made out of one piece of leather or other equivalent material, the ends of which are con-

nected by stitches or other means, and the supporting-strap may be secured to the embracing-strap by the rivets, as shown, or by any other suitable means; but I prefer to connect the parts by the pivots *a a*, so that the articles can be folded up, as shown in Fig. 3, in a convenient form for transportation or to be carried in the pocket. When the article is unfolded to the position shown in Figs. 1 and 2, and the handle is turned down on the pivots *a a*, books or other articles can be placed into the embracing and supporting straps, and when the handle is turned up the package can be carried with convenience, and at the same time the handle forms a guard, which prevents the books or other articles from dropping out. In order to allow the handle to swing down it must be made somewhat longer than either of the sections of the embracing-strap.

What I claim as new, and desire to secure by Letters Patent, is—

1. The combination of the longitudinal strap A, for embracing the books, the strap B, extending from the lower edge of the embracing-strap, at right angles thereto, for supporting the books, and the handle C, having its two ends pivoted respectively to opposite portions of the embracing-strap, and of sufficient size to swing around the books when the latter are in position, substantially as and for the purpose described.

2. The combination, substantially as hereinbefore described, of the embracing-strap, the supporting-strap, and the swinging handle, all connected together by the pivots *a a*.

In testimony whereof I have hereunto set my hand and seal in the presence of two subscribing witnesses.

EDWARD R. YOUNG. [L. S.]

Witnesses:

JAMES B. YOUNG,  
MORTIMER J. ENNIS.