

(No Model.)

J. M. KENNARD.

METHOD OF AND APPARATUS FOR EXHIBITING HOSIERY.

No. 258,767.

Patented May 30, 1882.

Fig. 1.

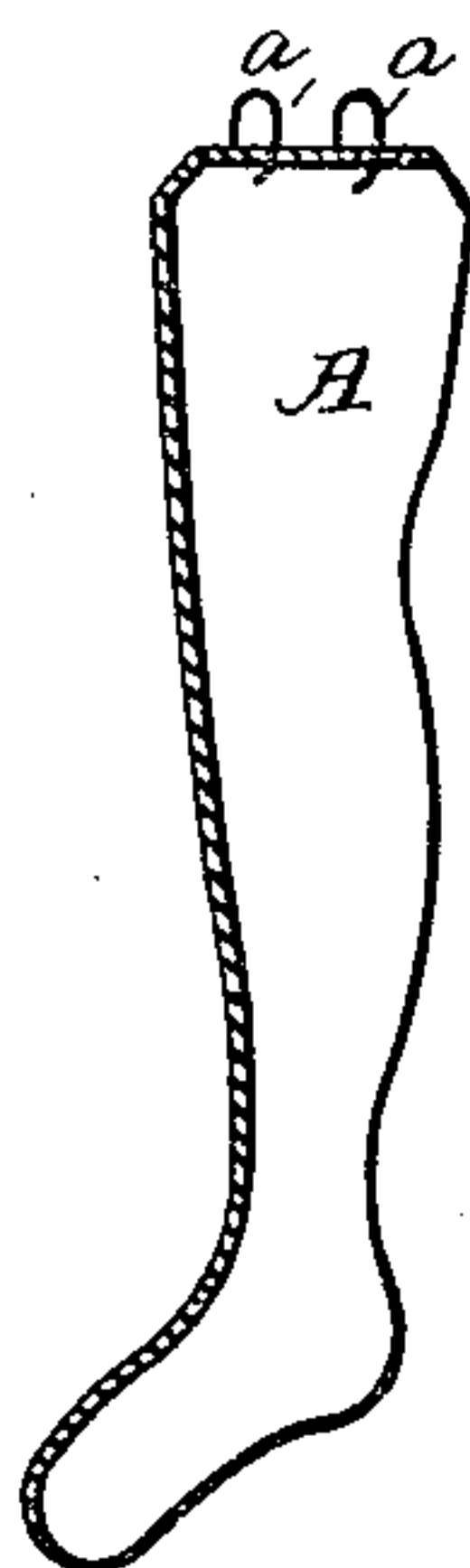


Fig. 2



Fig. 3




Fig. 4.

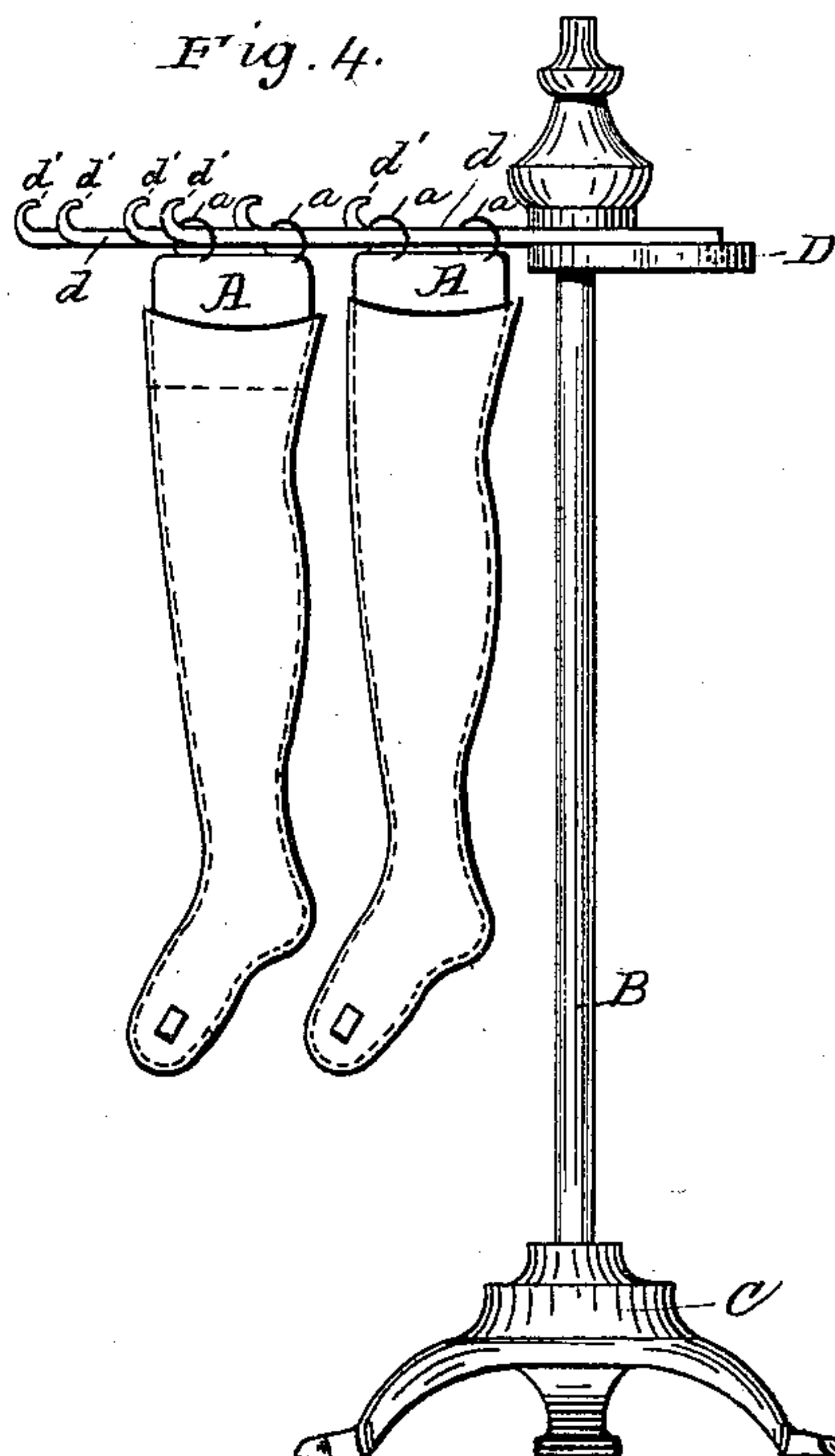
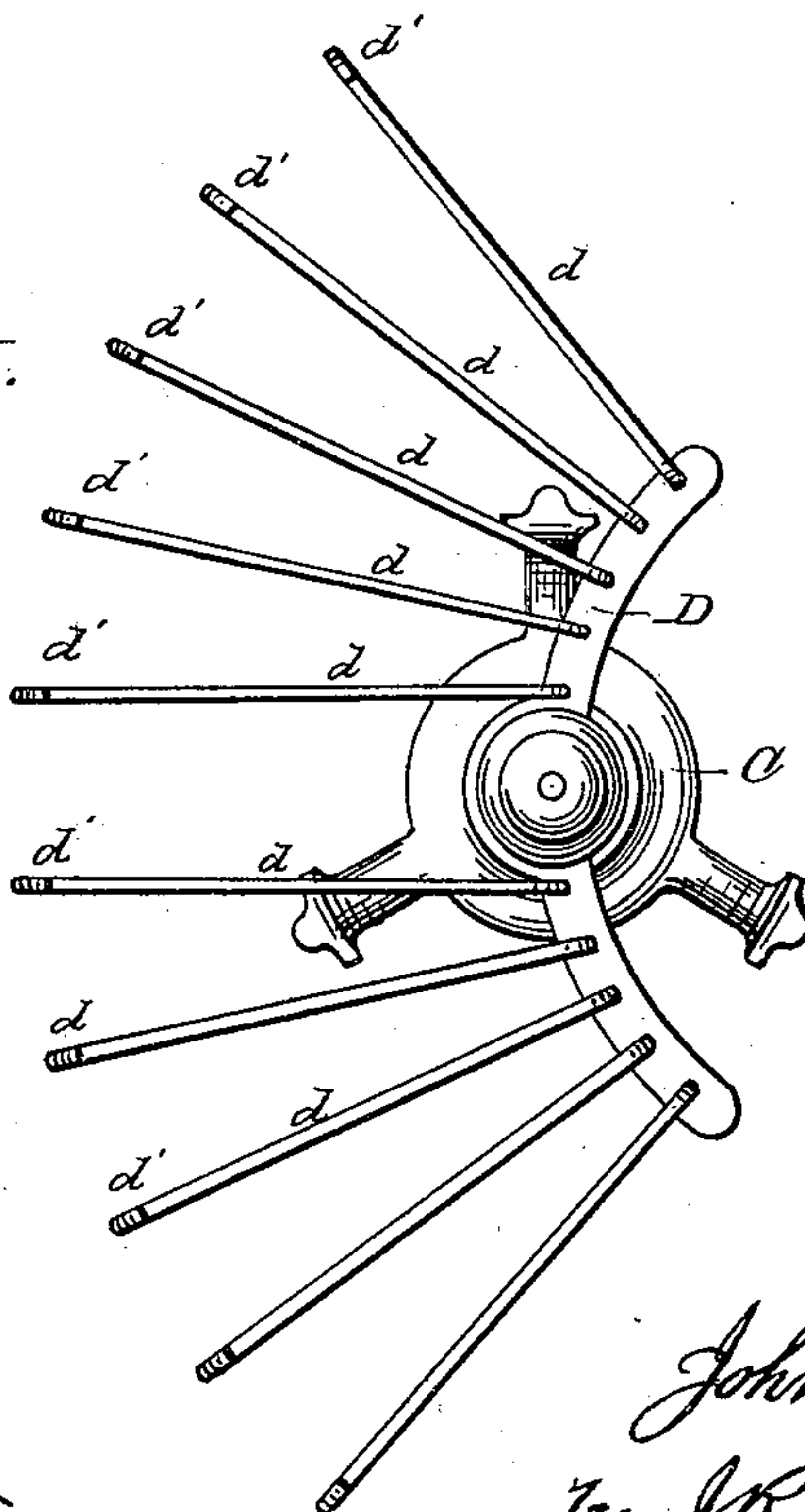


Fig. 5.



Witnesses.

W. B. Masson

Louis A. Marcuon

Inventor:

John M. Kennard

by J. R. Nottingham
Atty.

UNITED STATES PATENT OFFICE.

JOHN M. KENNARD, OF WATERLOO, ASSIGNOR OF TWO-THIRDS TO
J. W. WARNER, OF ONEIDA, NEW YORK.

METHOD OF AND APPARATUS FOR EXHIBITING HOSIERY.

SPECIFICATION forming part of Letters Patent No. 258,767, dated May 30, 1882.

Application filed March 27, 1882. (No model.)

To all whom it may concern:

Be it known that I, JOHN M. KENNARD, of Waterloo, in the county of Seneca, in the State of New York, have invented a new and Improved Method of and Apparatus for Exhibiting Hosiery, of which the following, taken in connection with the accompanying drawings, is a full, clear, and exact description.

The object of this invention is to enable dealers in hosiery to exhibit their goods to better advantage and without incurring the loss of time, expense of labor, accumulation of goods on the counter, liability of loss by theft, and damage to goods by repeated handling, all incident to the frequent taking from the shelves the boxes containing the hosiery, spreading the hosiery on the counter, and subsequently replacing the rejected goods in the boxes and back upon the shelves, which annoyances dealers in hosiery have hitherto been subjected to; and to the attainment of the aforesaid object my invention consists chiefly in inserting into a sample of each of the different patterns or styles of hosiery to be exhibited a flat dummy or flat form of a human foot or leg, and suspending the same from a suitable support, as will be hereinafter more fully described, and specifically set forth in the claim.

In the annexed drawings, Figure 1 represents a detached view of the flat dummy employed for exhibiting the hosiery; Fig. 2, an end view of the same inserted in the hose; Fig. 3, an edge view of a series of the same as piled on the counter; Fig. 4, an elevation of the standard, showing the dummy suspended; and Fig. 5, a top plan view of the standard.

A A indicate the dummies, which are provided with rings or hooks *a a*, and are adapted to be suspended from the arms of the standard, as will be hereinafter more fully described. These dummies, which are inserted in the hose to be exhibited, consist of sheets or thin boards of paper, leather, wood, or other similar sheet material, shaped at its edges to conform to the outline of the front and back of a human foot and lower limb. I apply one of the aforesaid dummies to one of each of the different styles of hose to be exhibited, and attach to said hose a mark or number corresponding to that on the box to which the sample pertains. The support consists of a standard or upright rod, B, mounted on a suitable base, C, and having secured to its upper end a cross-bar,

D, preferably of segmental form, as shown. This cross-bar is provided with vertical holes, in which are pivoted a series of horizontal arms, *d d*, the free ends of which are made with an upward bend or hook, *d'*, as shown in Fig. 4 of the drawings. The dummies A A are suspended from the arms *d d* by means of the hooks or rings *a a*, the hook *d'* of the arm *d* preventing the dummy from accidentally sliding off from the end of the arm.

It will be observed that the several dummies, with their different samples of hosiery applied to them, may be piled up compactly and neatly on the counter, as illustrated in Fig. 3, and when so piled a person can see the whole assortment at a glance, the same as when they are suspended from the standard or support. When a closer inspection is desired the samples, with their dummies, can be manipulated similar to cards—*i. e.*, spread out upon the counter and repiled with the greatest facility. When the purchaser has made his selection the merchant examines the tag or mark on the selected sample and takes from the shelf the box provided with a similar or corresponding tag or mark, said box containing the mate of the sample and corresponding patterns.

It will readily be seen that the support affords a quick and easy inspection of the various samples, and that it may be placed in any desired position, either in the window or upon the counter, requiring but little room.

Having thus fully described my invention, what I claim, and desire to secure by Letters Patent, is—

A hosiery-exhibitor consisting of a series of dummies, A A, provided with rings *a a*, the standard B C, the segmental bar D, provided with vertical holes, and the pivotal arms *d d* *d'*, the said dummies being suspended from said arms, the whole combined and arranged as and for the purpose set forth.

In testimony whereof I have hereunto signed my name and affixed my seal, in the presence of two attesting witnesses, at Syracuse, in the county of Onondaga, in the State of New York, this 24th day of March, 1882.

JOHN M. KENNARD. [L. S.]

Witnesses:

C. H. DUELL,
WM. C. RAYMOND.