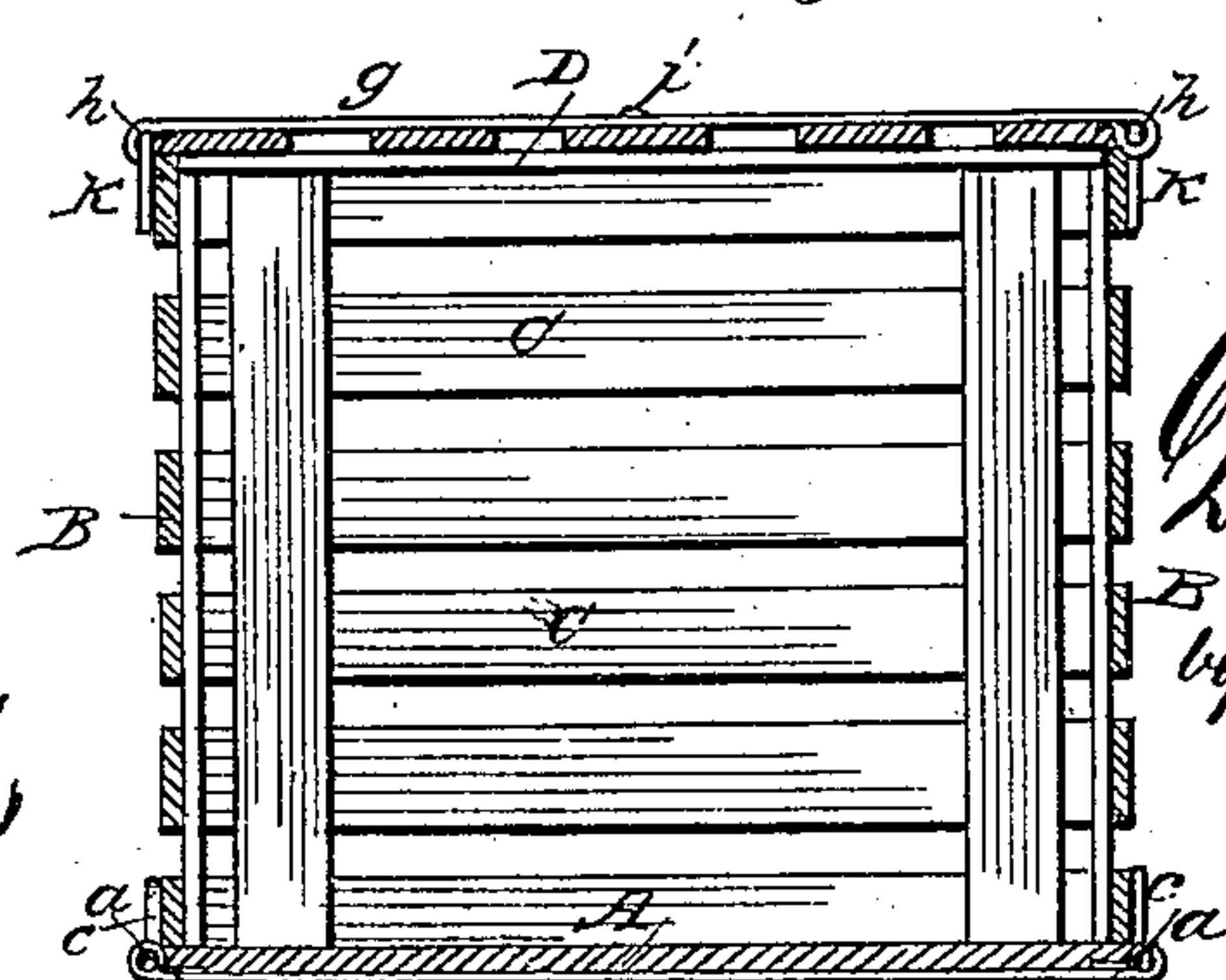

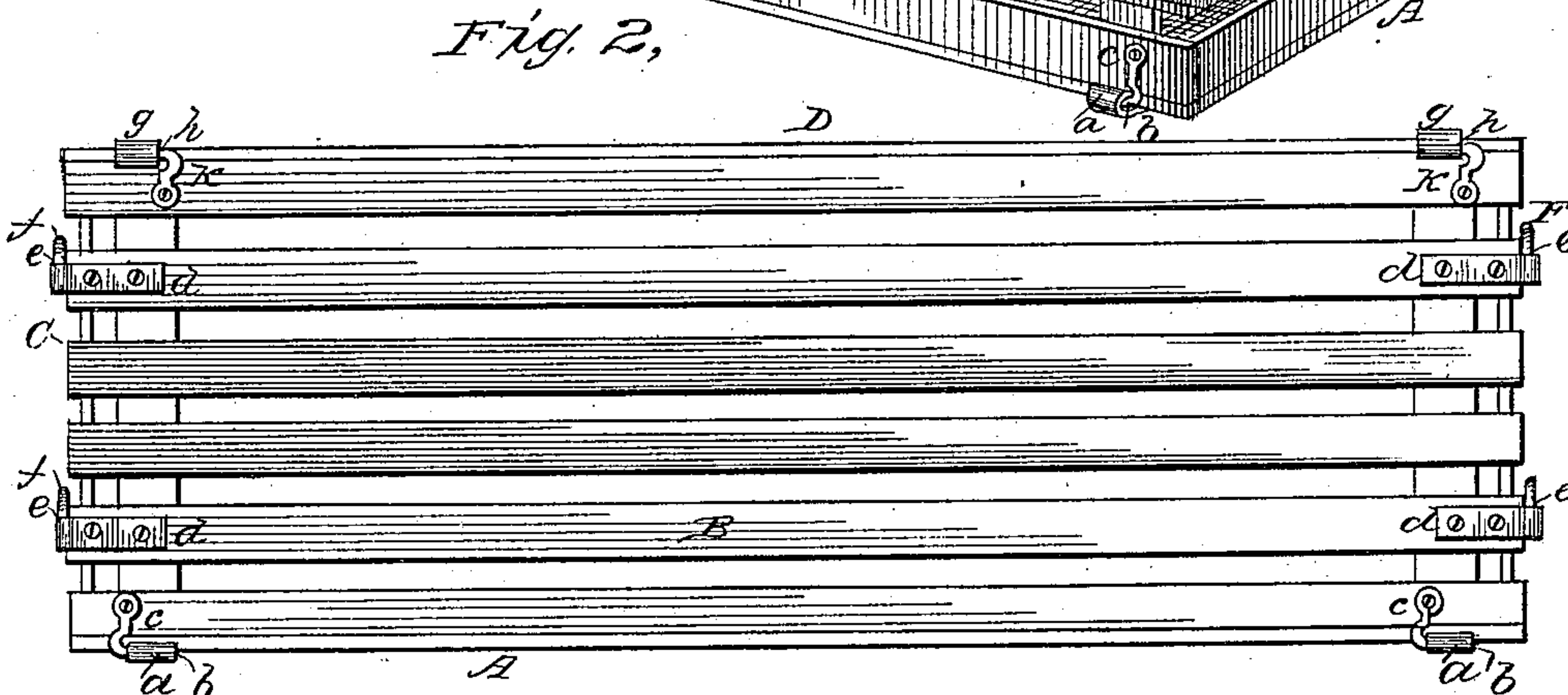
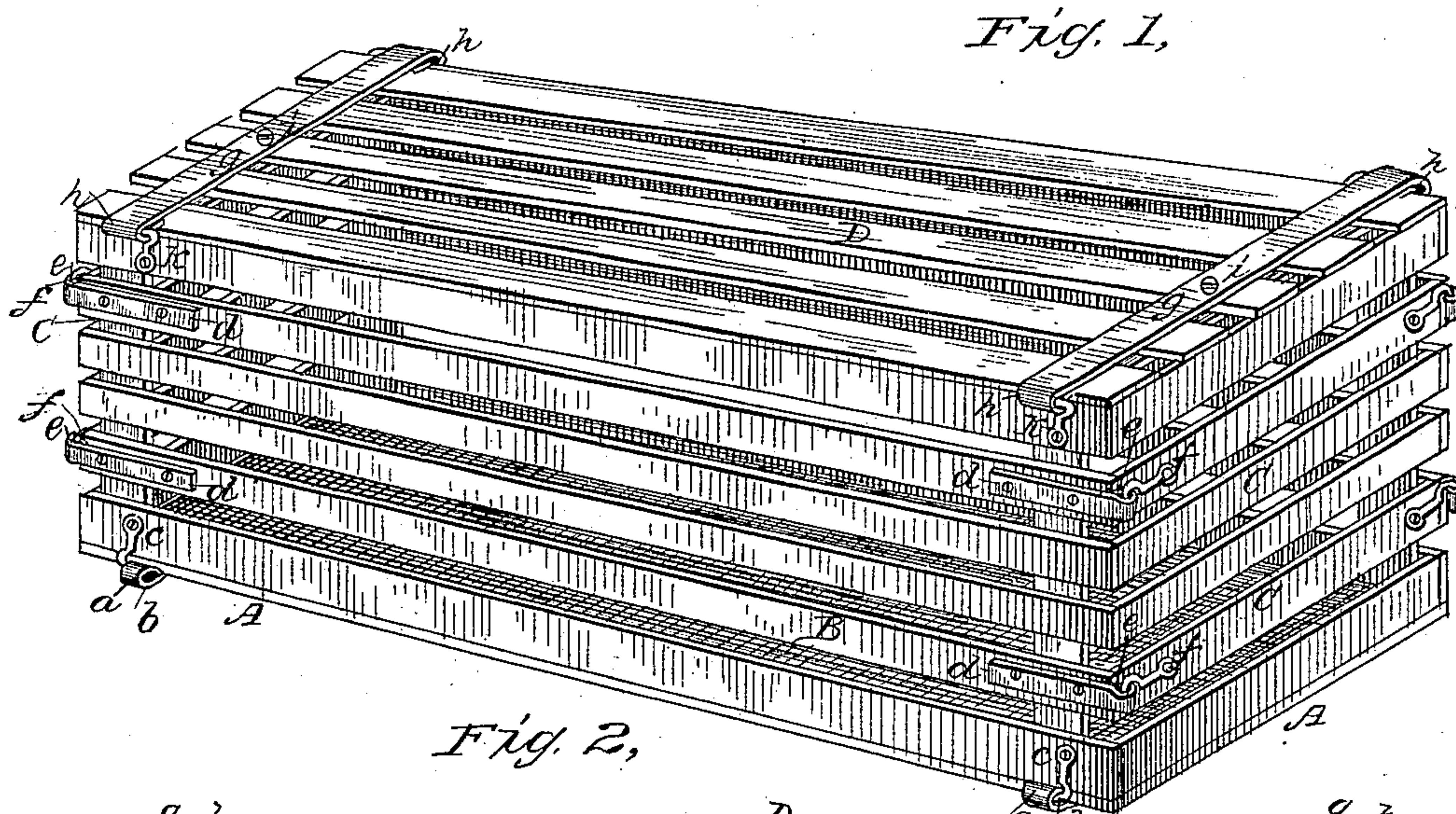


(No Model.)

D. E. DAVIS.
CHICKEN COOP.

No. 258,718.

Patented May 30, 1882



WITNESSES:
Fred. L. Dieterich
Charles. H. Baker

David E. Davis
INVENTOR.
by Louis Ruggery
ATTORNEYS.

UNITED STATES PATENT OFFICE.

DAVID E. DAVIS, OF MARION, VIRGINIA.

CHICKEN-COOP.

SPECIFICATION forming part of Letters Patent No. 258,718, dated May 30, 1882.

Application filed April 10, 1882. (No model.)

To all whom it may concern:

Be it known that I, DAVID E. DAVIS, of Marion, in the county of Smyth and State of Virginia, have invented certain new and useful Improvements in Chicken-Coops; and I do hereby declare that the following is a full, clear, and exact description of the invention, which will enable others skilled in the art to which it appertains to make and use the same, reference being had to the accompanying drawings, which form a part of this specification, and in which—

Figure 1 is a perspective view of my improved chicken-coop. Fig. 2 is a side elevation of the same. Fig. 3 is a vertical transverse section, and Fig. 4 represents the coop knocked down and baled, ready for storage or shipment.

Similar letters of reference indicate corresponding parts in all the figures.

My invention has relation to poultry-coops specially adapted for shipping chickens, turkeys, and other poultry on steamboats and railroads; and it consists in the construction and arrangement of parts of a "knockdown" or separable coop, as hereinafter more fully described and claimed.

A is the bottom, across the under side of which are nailed or screwed two straps of band-iron, *a a*, parallel to each other, a short distance from each end. The ends of these straps project out over the sides or edges of the bottom, and are bent to form loops, *b b*, adapted to receive hooks *c c* affixed upon the sides B B. The latter are made of slats, in the usual manner, and have at each end a short piece of band-iron, *d d*, the projecting outer end of which is bent to form loops *e e*, adapted to engage with hooks *f f*, which are fixed upon the end pieces, C C.

D is the top piece, which, like the sides and ends, is made of slats, and of a size and shape corresponding to that of the bottom A. At each end of said top piece is a strap of band-iron, *g g*, the ends of which project out over the edges of the top, and are bent to form loops *h h*. The bands *g g* are each swiveled upon a

central headed stud or bolt, *i*, around which they have a limited play. The end loops, *h h*, engage with hooks *k k*, affixed upon the slat sides of the coop.

From the foregoing description, taken in connection with the drawings, it will be seen that the top and bottom, as well as the sides and end pieces, may all be taken apart and packed or baled, as shown in Fig. 4 of the drawings, so as to take up but very little room.

It will also be seen that the bottom bands, *a a*, besides forming means of fastening for the side hooks, *c c*, brace and strengthen the bottom. The top D may be interlocked with its fastening-hooks upon the sides of the coop by tilting the swiveled top bars, *g g*, around the studs or swivels *i* and disengaged from the hooks by tilting or turning them in the opposite direction.

I do not claim a coop the sides and ends of which are hinged together or hinged to the top and bottom, as I am well aware that such coops have been made before; but the hinges are, as experience has shown, very apt to break unless great care is used in folding the empty coop for packing. In my improved coop there are no hinges to break, for all the parts are detachable from each other and independent of each other when not actually put together.

Having thus described my improvement, I claim and desire to secure by Letters Patent of the United States—

In a poultry-coop, the combination of the separable side and end pieces, B B and C C, having hooks *c c f f*, bottom piece, A, having side loops, *b b*, and top piece, D, having the swiveled bands *g g*, provided at their projecting outer ends with loops *h h*, adapted to engage hooks *k k*, affixed to the side pieces, substantially as shown and set forth.

In testimony that I claim the foregoing as my own I have hereunto affixed my signature in presence of two witnesses.

DAVID E. DAVIS.

Witnesses:

JNO. A. MADIGAN,
JAS. F. REILY.