

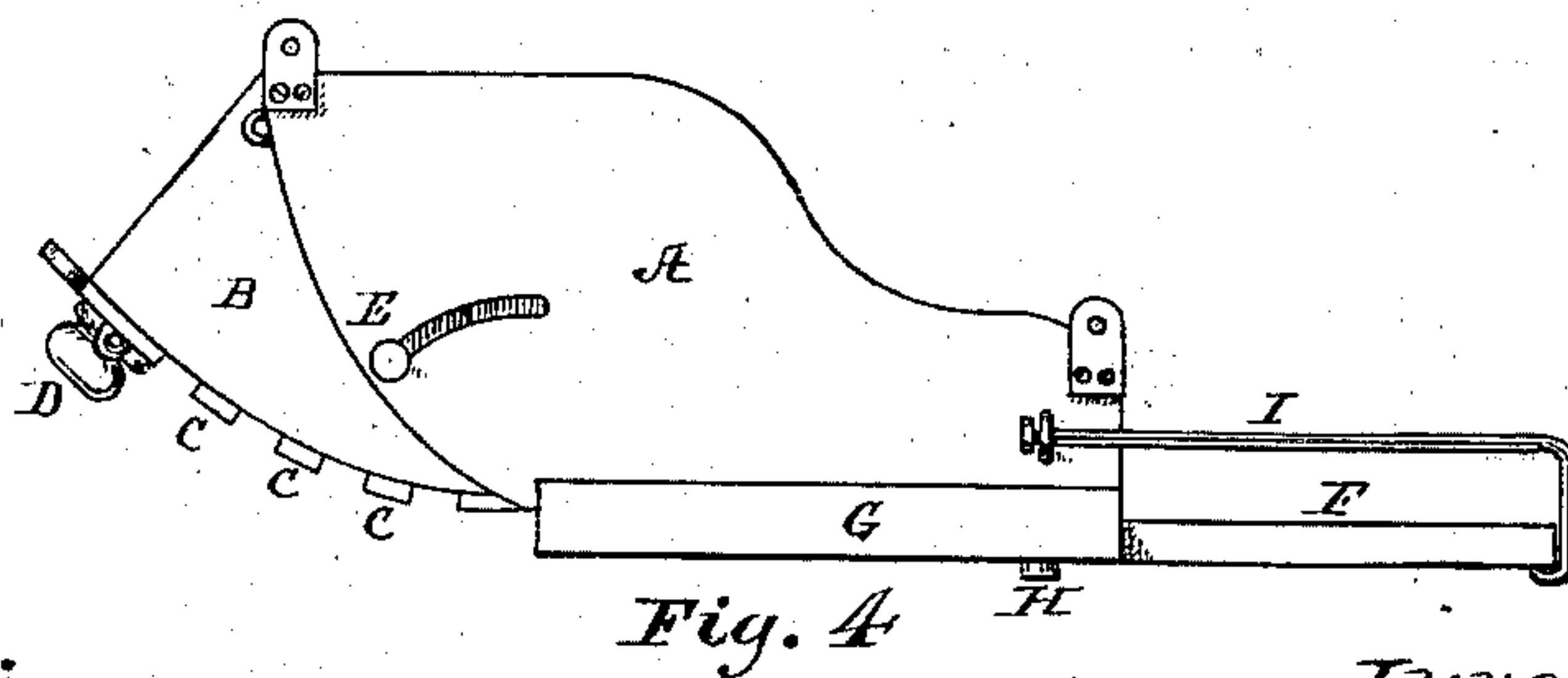
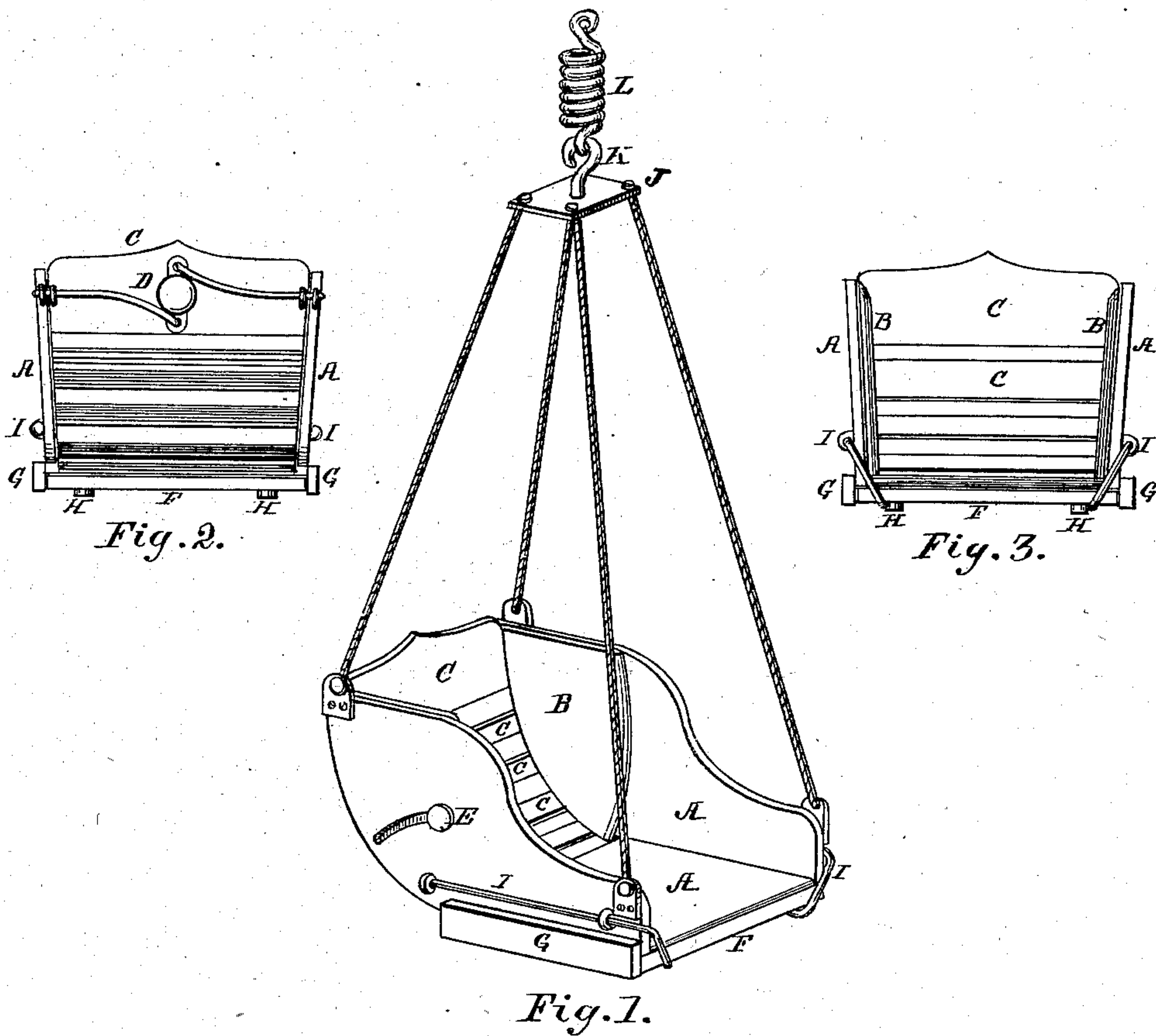
(No Model.)

G. C. KLEIN.

COMBINED BABY JUMPER, SWING AND BED.

No. 257,873.

Patented May 16, 1882.



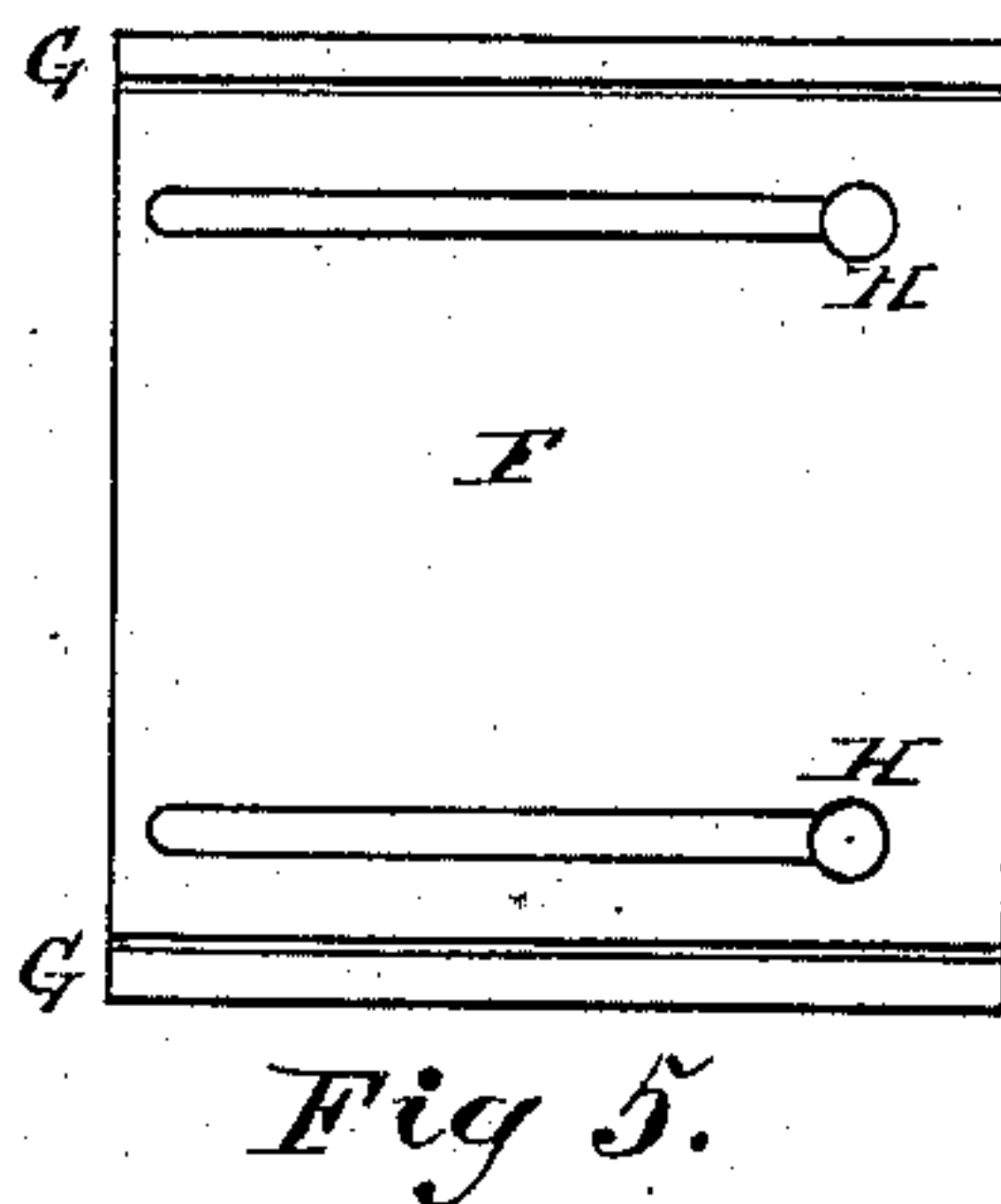
Witnesses:

C. F. Wagoner
E. M. Stuart

Inventor:

George C. Klein,

64
A. P. Humphrey
Ftly.



UNITED STATES PATENT OFFICE.

GEORGE C. KLEIN, OF AKRON, OHIO.

COMBINED BABY-JUMPER, SWING, AND BED.

SPECIFICATION forming part of Letters Patent No. 257,873, dated May 16, 1882

Application filed March 9, 1882. (No model.)

To all whom it may concern:

Be it known that I, GEORGE C. KLEIN, of Akron, in the county of Summit and State of Ohio, have invented a new and useful Improvement in Combined Baby-Jumper, Swing, and Bed, of which the following is a specification.

The object of my invention is the production of a device which shall combine the advantages of a baby-jumper and a child's swing, and which, when the child becomes sleepy, may be readily converted into a comfortable bed.

It consists of the devices shown in the accompanying drawings, in which Figure 1 is a perspective view of the entire apparatus; Figs. 2, 3, and 4, elevations respectively of the back, front, and side of the body; and Fig. 5, a plan from below of the extension foot-rest.

The body A consists of a seat, substantially of the form shown, with back and sides to support and retain the child.

The back consists of two side pieces, B B, with cross-slats C C, the whole hinged or pivoted at the bottom, so as to swing backward, as shown in Fig. 4, and held in place by the double latch D. (See Fig. 2.) Studs E project from each side of this back through curved slots in the body A, and prevent it from swinging backward beyond a certain distance.

Beneath the seat is a board, F, (see Fig. 5,) adapted to be drawn forward, as shown in Fig. 4, which is guided by the side pieces G G, and

prevented from being drawn too far forward by studs H, projecting from the seat through slots in said board. Two rods, I I, connected to the board F and running through staples in the sides of the seat, afford side rails for this extension. By this arrangement the seat shown in Fig. 1 can be readily converted into a bed, so as to permit the child to lie in a recumbent position, when it becomes drowsy, without disturbing it. This body is supported by four cords attached to the plate J, which latter may be of any fanciful form, and is adapted to revolve freely on the hook K, permitting the swing to be turned in any direction to prevent light falling in the child's face, or for any other cause. The whole is supported by the spring L, which permits the swing to be used as a "jumper" when desired.

I claim—

The herein-described combined swing, consisting of the seat A, swinging back B, sliding board F, supporting-cords and revolving plate J, and spring L, all constructed and arranged substantially as shown, and for the purpose specified.

In testimony that I claim the foregoing I have hereunto set my hand this 4th day of March, A. D. 1882.

GEO. C. KLEIN.

Witnesses:

E. W. STUART,
C. P. HUMPHREY.