

(No Model.)

C. D. STONE.
STAIR CARPET FASTENER.

No. 257,251.

Patented May 2, 1882.

Fig. 1.

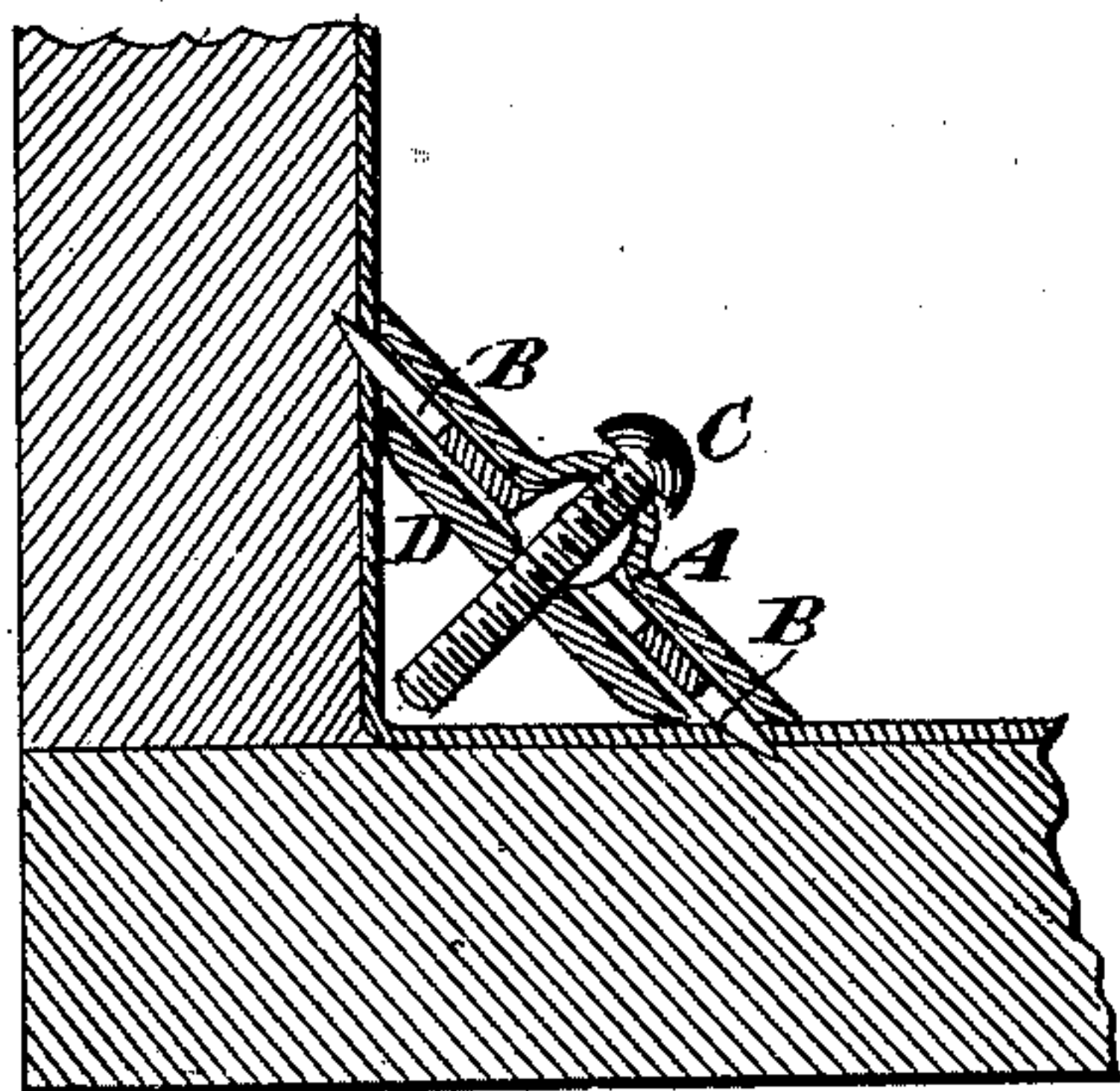


Fig. 2.

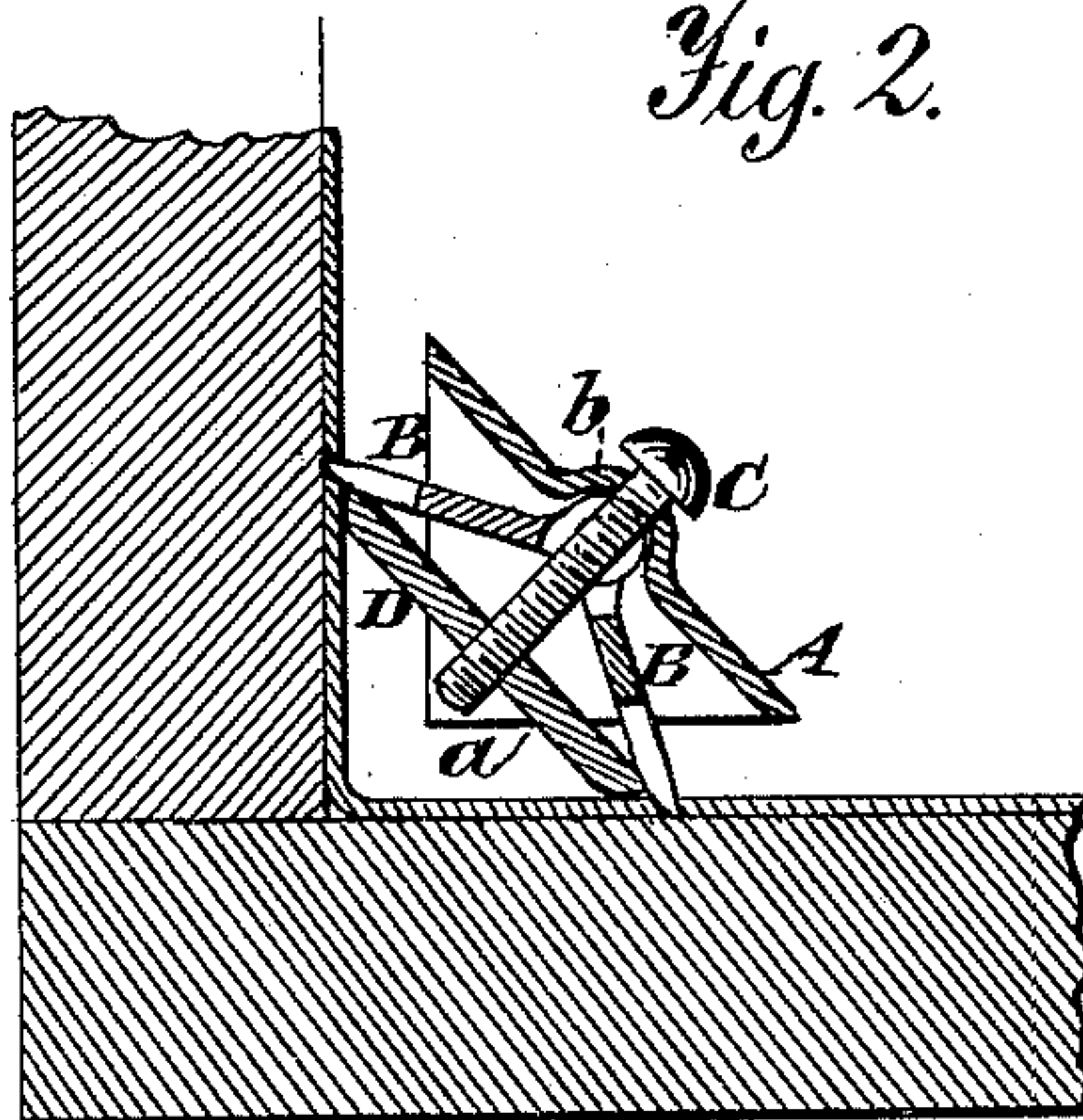


Fig. 3.

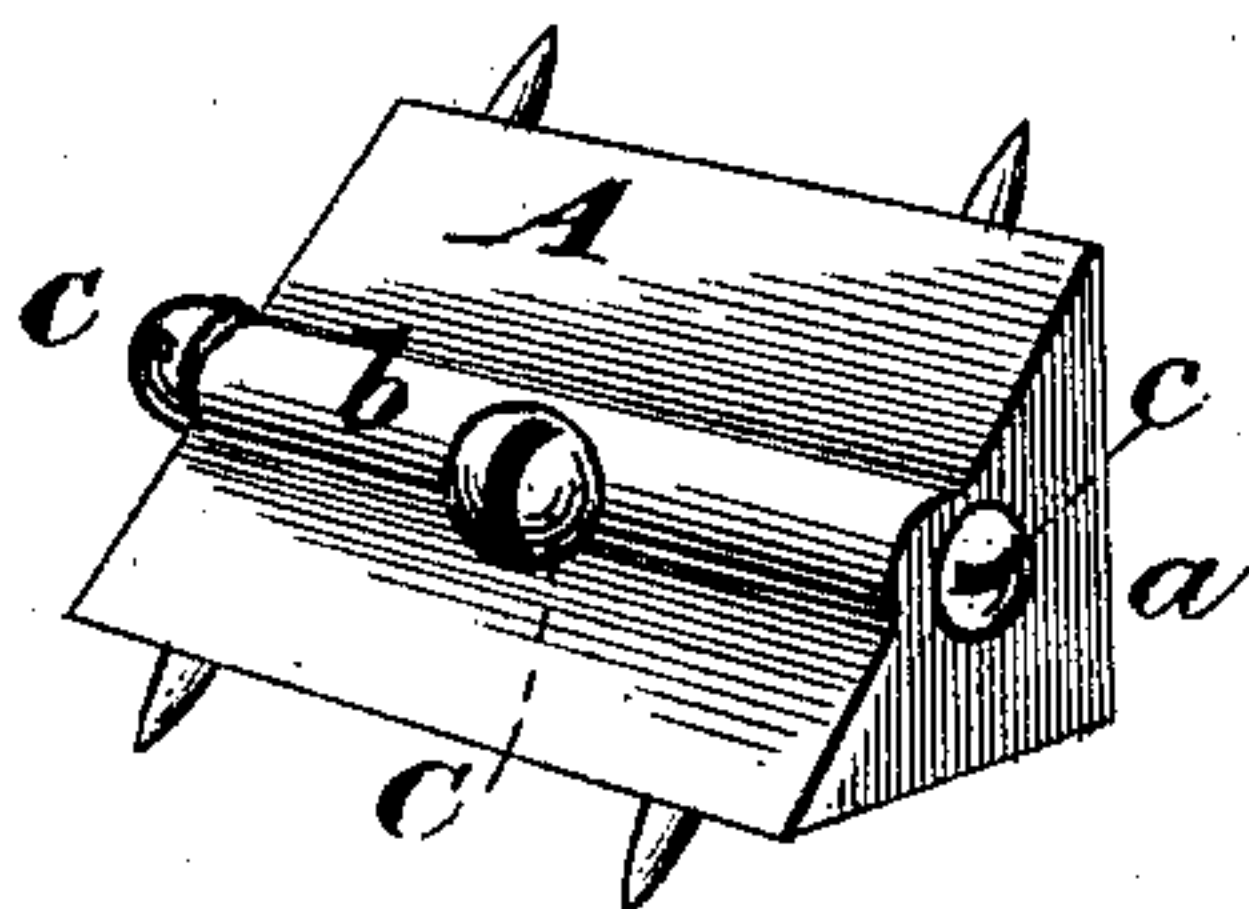


Fig. 4.

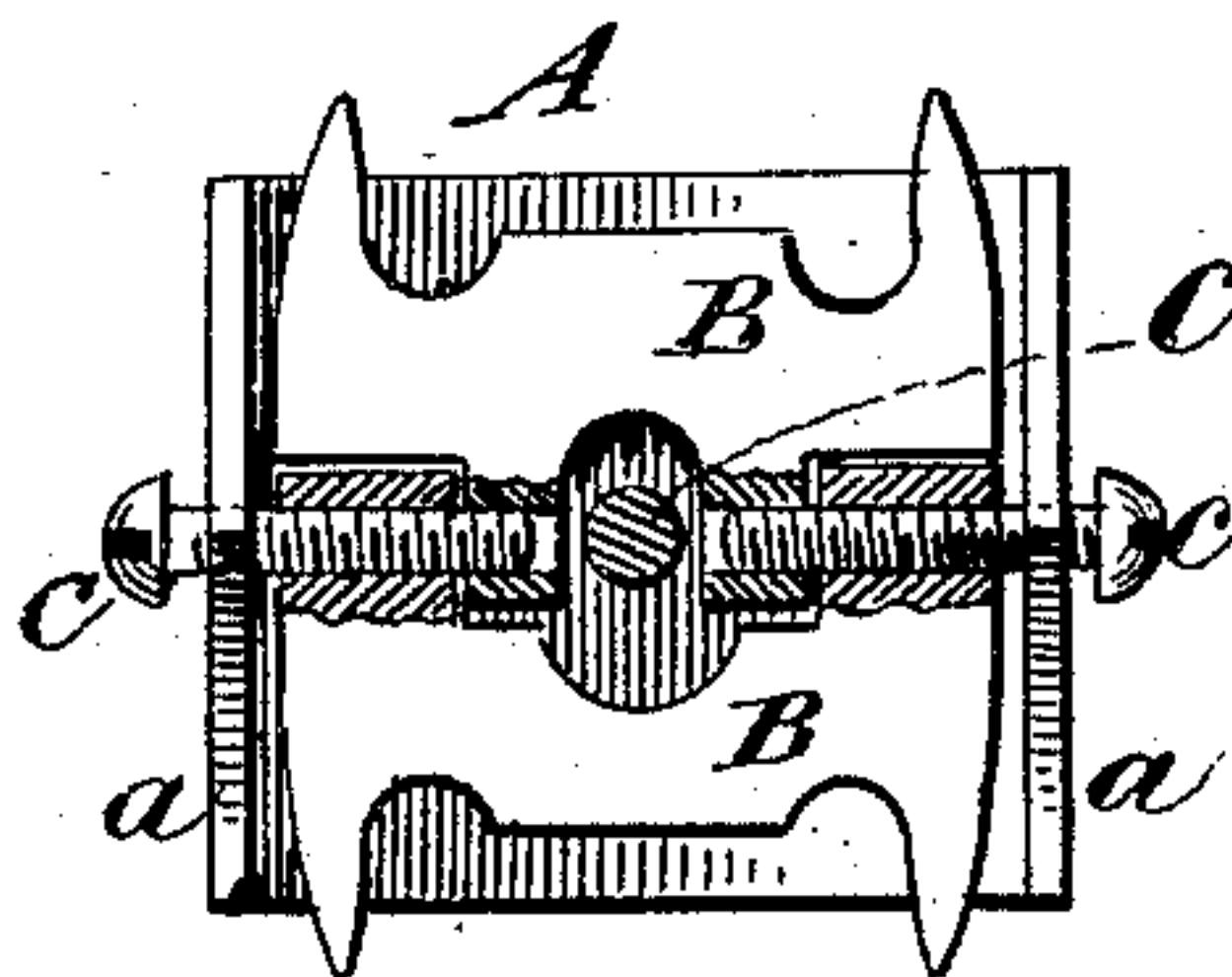


Fig. 5.




Fig. 6.

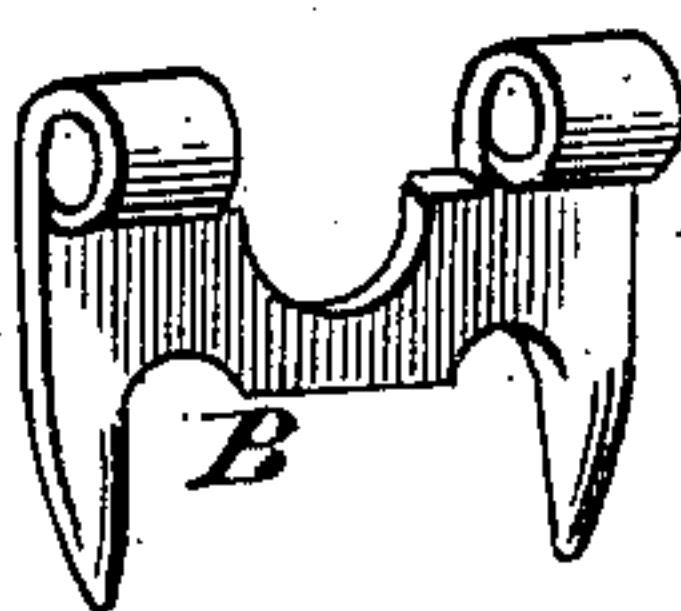
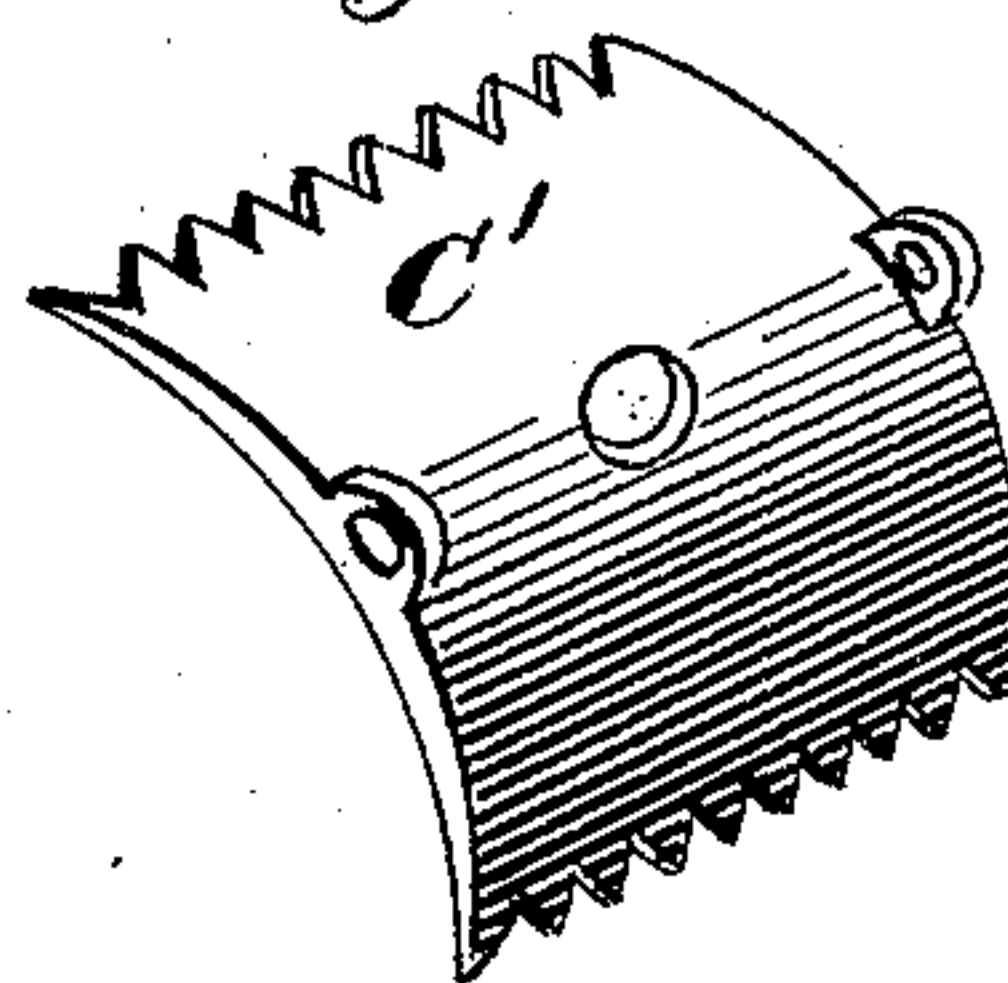


Fig. 7.



Witnesses.

A. Rupprecht.
Harry Farnhard.

Inventor.

Charles D. Stone
By Edison Bros,
Attorneys

UNITED STATES PATENT OFFICE.

CHARLES D. STONE, OF BROOKLYN, NEW YORK.

STAIR-CARPET FASTENER.

SPECIFICATION forming part of Letters Patent No. 257,251, dated May 2, 1882.

Application filed March 6, 1882. (No model.)

To all whom it may concern:

Be it known that I, CHARLES D. STONE, a citizen of the United States, residing at Brooklyn, in the county of Kings and State of New York, have invented certain new and useful Improvements in Carpet-Fasteners; and I do declare the following to be a full, clear, and exact description of the invention, such as will enable others skilled in the art to which it appertains to make and use the same, reference being had to the accompanying drawings, and to the letters and figures of reference marked thereon, which form a part of this specification, and in which—

Figures 1 and 2 are sectional views of my stair-carpet fastener, one showing it screwed home and the other showing it in readiness to be screwed home. Fig. 3 is a perspective view. Fig. 4 is an inverted view with the follower removed. Figs. 5 and 6 are separate views of the jaws or toothed plates, one inverted. Fig. 7 is a modified form of the jaws.

This invention has for its object facility and convenience in fastening the carpet to the stairs; and it consists of the combination and arrangement of parts, substantially as hereinafter more fully set forth.

In carrying out my invention I employ in the main, as will be seen by reference to the accompanying drawings, a plate, A, having downward-projecting triangular end pieces, *a a*, to adapt it to fit the corner-angle of the steps, and to rest upon and clamp the carpet. This plate may be made with a longitudinal recess or groove, *b*, on its under side, struck up with the plate to answer as a socket to receive and control the movement of the articulated or hinged portions of the hereinafter-described jaws or toothed plates. Upon screws *c*, (passing through the ends *a* of the plate A,) at their upper ends, are hung or articulated two jaws or toothed plates, B B. The teeth of these jaws or leaves project beyond the plate A and rest upon the follower, presently referred

to, and permit the passage through them, about centrally, of a screw, C, working in the plate A, and upon which works a follower or plate, D, arranged underneath the leaves or jaws. In lieu of the jaws or leaves, a spring curved plate, C', having teeth upon its lower edges, may be used, and effects the purpose of the jaws. I do not therefore limit myself to the use of jaws or leaves, or making the same into two parts.

It will be observed that by turning the screw C to the right, the fastener having been arranged at the corner-angle of the steps upon the carpet, the follower will be drawn upward against the jaws B or against the lower portions of the spring-plate C', whichever form it may be desirable to use, when the jaws or plate will be straightened out and the plate A be forced into the position indicated in Fig. 1, and their or its teeth be forced through the carpet and into the steps, thus fastening the carpet with facility and convenience.

I attach importance to the follower, by means of which the jaws are firmly locked between it and the upper plate, and the strain is distributed on all parts of the fastener.

I claim and desire to secure by Letters Patent—

1. In a carpet-fastener, the combination of a toothed or pointed device adapted to be forced through the carpet and into the steps with the plate, screw, and follower, substantially as and for the purpose specified.

2. The combination of the plate having a central longitudinal groove and triangular end pieces, the articulated toothed leaves or jaws, and the screw having the follower, substantially as and for the purpose set forth.

In testimony whereof I affix my signature in presence of two witnesses.

CHARLES D. STONE.

Witnesses:

M. V. B. DE WITT,
WM. FLANAGAN.