(No Model.)

T. A. SHINN.

MEANS FOR ATTACHING BURNERS TO LAMPS.

No. 257,089. Patented Apr. 25, 1882.

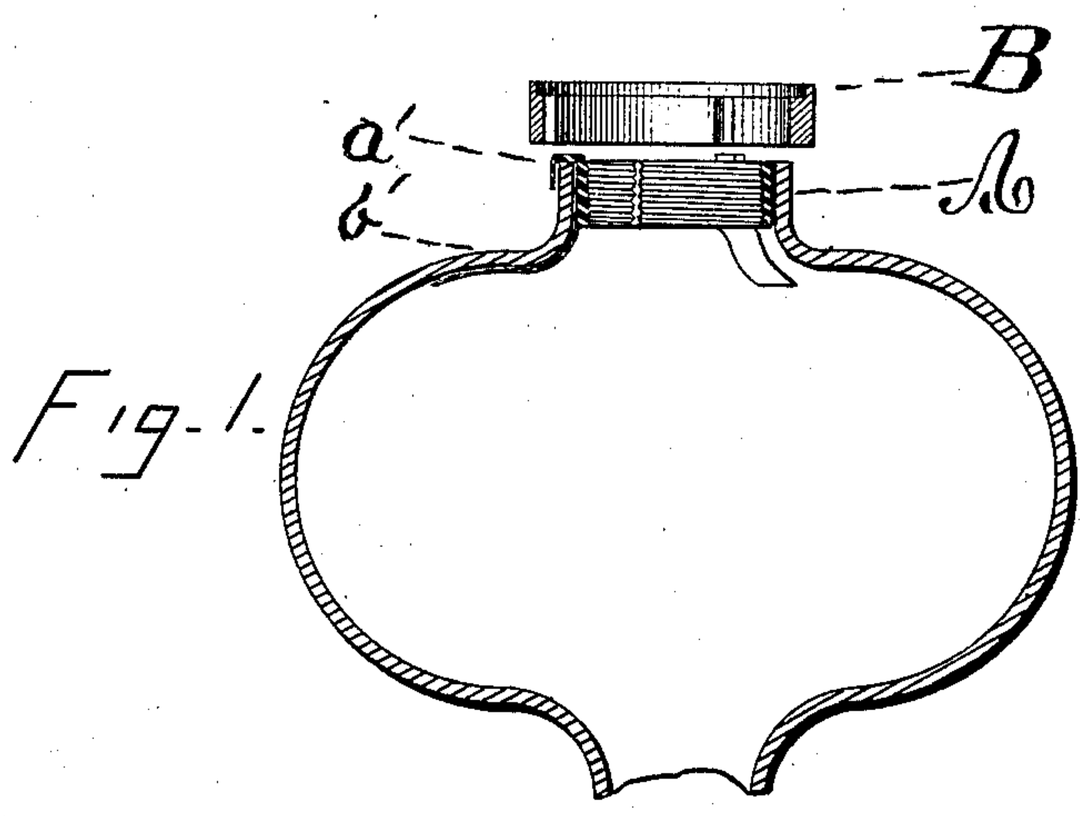

Fig. 1.

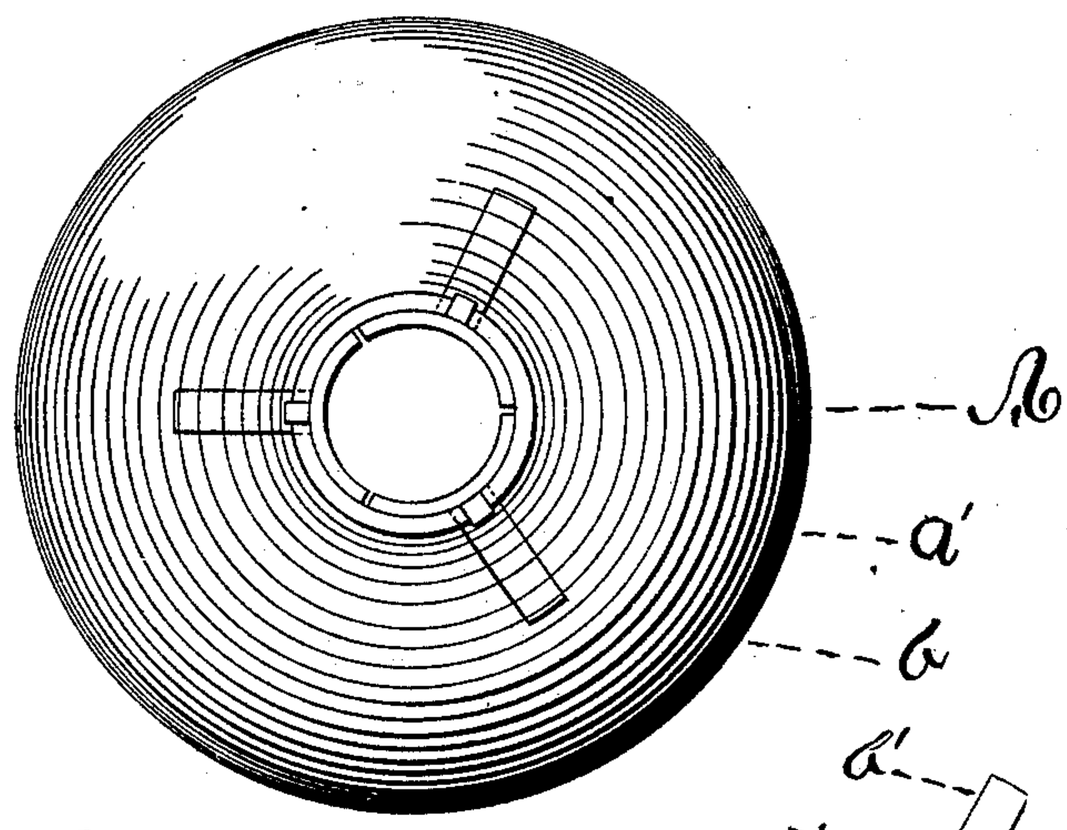

Fig. 2.

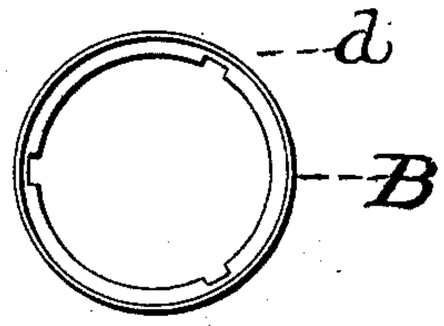

Fig. 3.

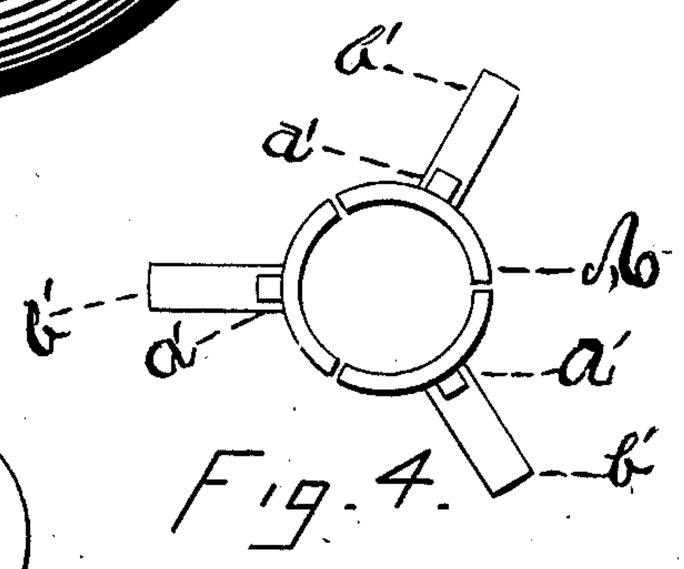

Fig. 4.

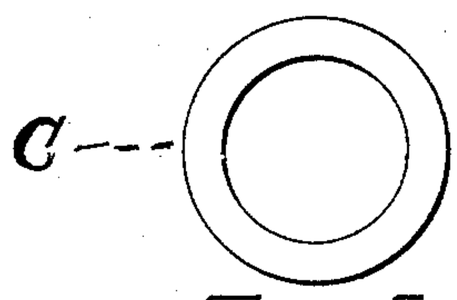

Fig. 5.

WITNESSES:

Henry S. Moore.

A. T. Shinn

INVENTOR

Thornton A. Shinn

ATTORNEY

N. PETERS, Photo-Lithographer, Washington, D. C.

UNITED STATES PATENT OFFICE.

THORNTON A. SHINN, OF PHILADELPHIA, PENNSYLVANIA.

MEANS FOR ATTACHING BURNERS TO LAMPS.

SPECIFICATION forming part of Letters Patent No. 257,089, dated April 25, 1882.

Application filed February 23, 1882. (No model.)

To all whom it may concern:

Be it known that I, THORNTON A. SHINN, a citizen of the United States, residing at Philadelphia, in the county of Philadelphia and State of Pennsylvania, have invented a new and useful Improvement for Attaching Burners to Lamps, of which the following is a specification.

My invention relates to the mode or method of attaching the burners to lamps, the bodies of said lamps being constructed of other material than metal.

The object of my improvement is to provide a device by which the burner may be attached to lamps without the use of cements. I attain this object by the mechanism illustrated by the accompanying drawings, in which—

Figure 1 is a sectional view, exhibiting my device in the neck of the lamp, the outer ring in suspension. Fig. 2 is a top view exhibiting the several sections of the inner ring of my device in position. Fig. 3 is a top view of the outer ring of my device. Fig. 4 is a top view of the several parts of the inner ring of my device, with arms and clasps attached. Fig. 5 is a view of the band or washer.

Similar letters refer to similar parts throughout the several views.

The inner ring, A, Fig. 4, with its arms *b′ b′ b′* and clasps *a′ a′ a′*, is divided into two or more sections for convenience of insertion into the neck of the lamp, with the arms *b′ b′ b′* bent to conform with the inner under side of the lamp-body, while the clasps *a′ a′ a′* pass on the outside and over the neck of the lamp-body, bent down and firmly grasping said neck, as represented in Fig. 1. When said sections are brought together in place they form a continuous ring, on the inner surface of which the ordinary screw-thread is cut or stamped, as shown in said Fig. 1.

I do not confine myself to any particular form or number of these arms or clasps, nor of the outer ring as to form, except that the slots therein conform to the clasps, as hereinafter described.

When the several sections of the divided inner ring, A, Fig. 4, are in position, as shown in Fig. 2, it is obvious that the sections can neither come out of nor fall into the lamp-body.

In order to prevent lateral movement of the sections of the inner ring, A, I provide an additional ring, B, Fig. 3, of any desired shape, (exhibited in Fig. 1,) in suspension over the neck of the lamp, which ring B, I provide with as many slots, *d*, as there may be clasps on the inner ring and fit it down over said clasps around the outside of the neck of the lamp. Said ring B is also provided with a flange projecting above the level of the top of the inner ring, A, within which flange and on the top of said inner ring, A, and its clasps I place a band or washer of rubber or other suitable material, to receive the pressure of the burner when screwed into the inner ring, A, the whole forming a compact durable device, which will neither leak nor become detached of itself.

Having fully described my invention, what I claim and desire to secure by Letters Patent of the United States, is—

1. A ring of suitable material divided into two or more sections, each section having thereto attached one or more arms or equivalent device, and one or more clasps or their equivalent, together with a ring or collar of suitable material and shape, having on its inner surface two or more slots, and a vertical flange on its outer rim for attaching to the bowl or neck of lamps, substantially as described, and for the purpose set forth.

2. A ring of suitable material divided into sections, having arms and clasps thereto attached, together with a ring having slots on its inner side to fit said clasps, and a vertical flange on its outer rim, in combination with a band or washer of rubber or other suitable material for attachment to bowl or neck of lamps, substantially as described, and for the purpose set forth.

THORNTON A. SHINN.

Witnesses:

GEORGE RUSSELL,

A. T. SHINN.