

(Model.)

W. H. SHEAR.

DEVICE FOR OPENING STOVE DOORS.

No. 257,087.

Patented Apr. 25, 1882.

Fig. 1.

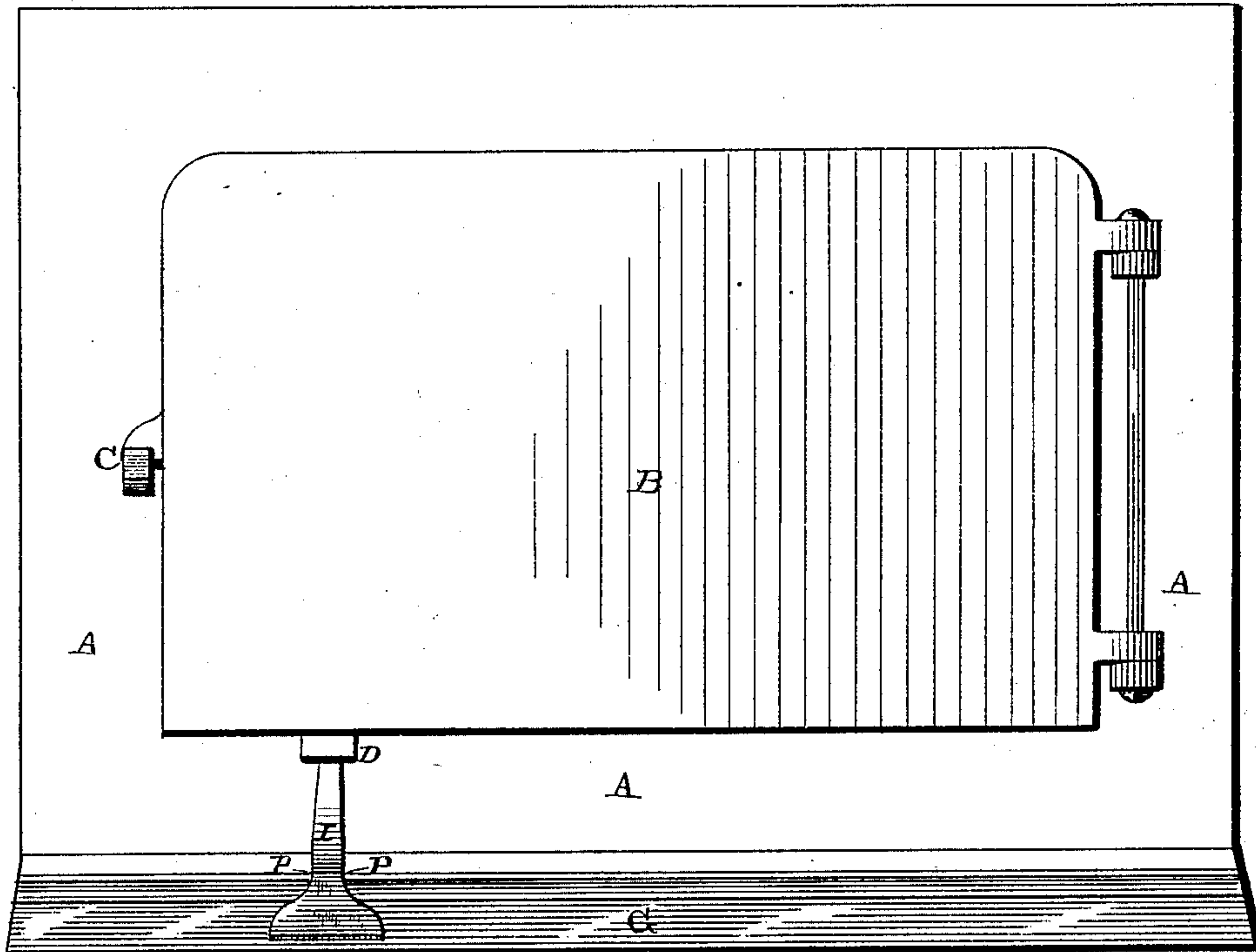


Fig. 2.

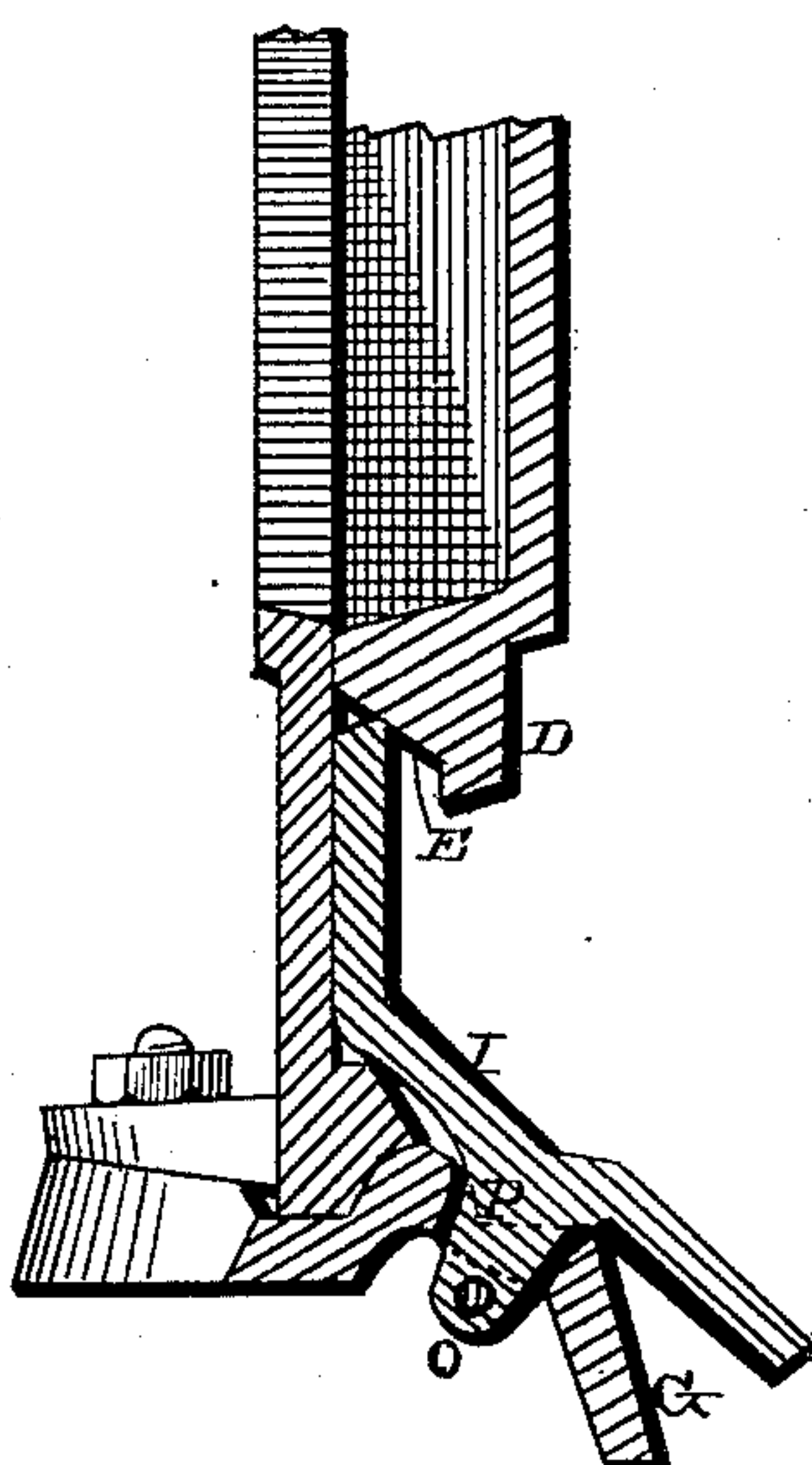
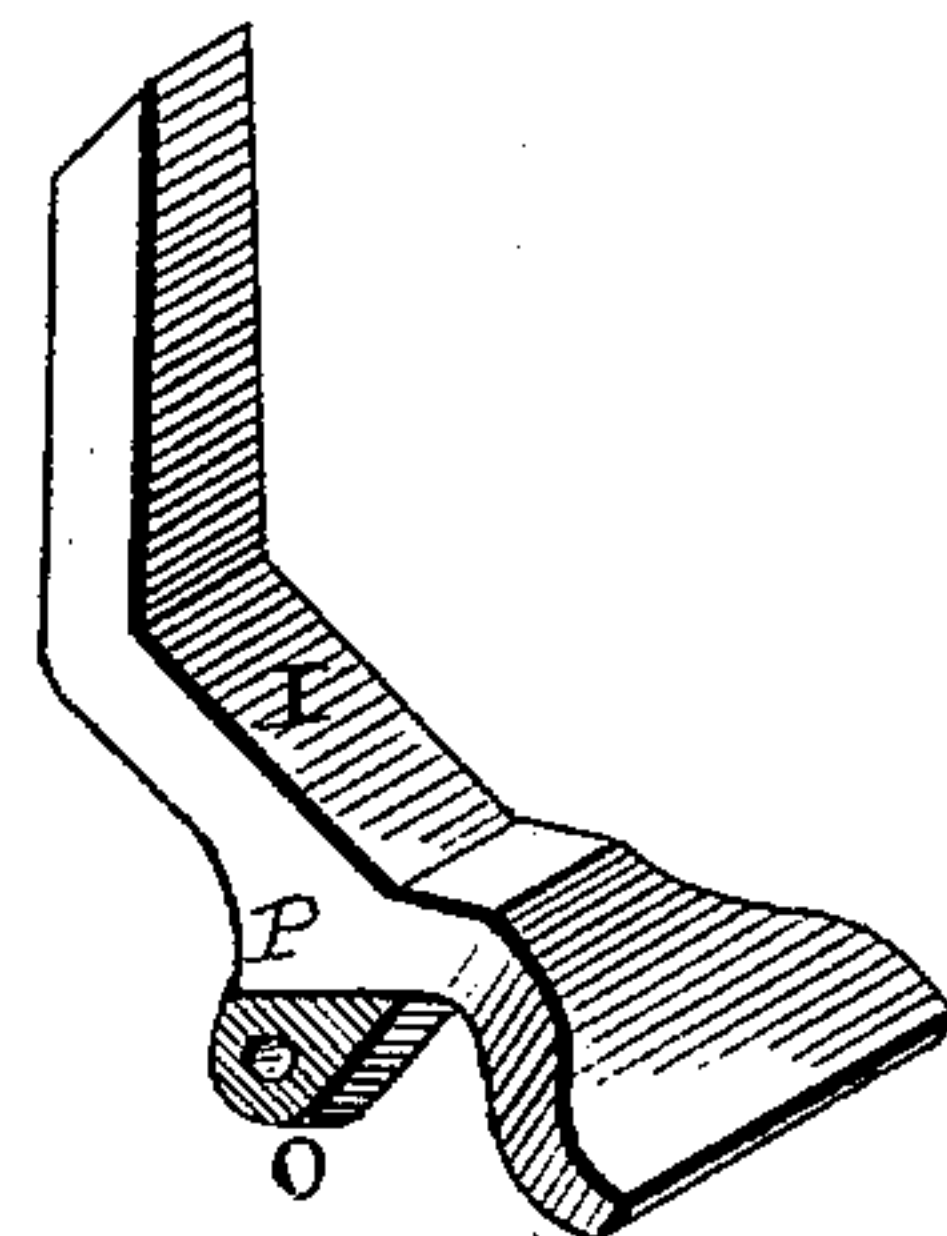


Fig. 3.



Witnesses.

W. W. Mortimer,
W. H. Kern.

Inventor.

W. H. Shear,
per
F. A. Lehmann,
Atty.

UNITED STATES PATENT OFFICE.

WILLIAM H. SHEAR, OF ALBANY, NEW YORK.

DEVICE FOR OPENING STOVE-DOORS.

SPECIFICATION forming part of Letters Patent No. 257,087, dated April 25, 1882.

Application filed February 18, 1882. (Model.)

To all whom it may concern:

Be it known that I, WM. H. SHEAR, of Albany, in the county of Albany and State of New York, have invented certain new and
5 useful Improvements in Devices for Opening Stove-Doors; and I do hereby declare the following to be a full, clear, and exact description of the invention, such as will enable others skilled in the art to which it pertains to make
10 and use it, reference being had to the accompanying drawings, which form part of this specification.

My invention relates to an improvement in devices for opening stove-doors; and it consists in the combination of a stove-door, having a suitable projection cast on its lower edge,
15 with a lever which is pivoted upon the side of the stove, and which catches under the projection so as to first raise the door sufficiently
20 high to disengage the catch and then to swing it backward, as will be more fully described hereinafter.

The object of my invention is to provide a means by which stove-doors may be opened by
25 pressing against a lever with the foot or any suitable device, so as to do away with the necessity of having to carry a cloth in the hand with which to open the door.

Figure 1 is a side elevation of my invention.
30 Fig. 2 is a vertical enlarged detail section of the same. Fig. 3 is a perspective of the lever alone.

A represents the side of the stove, and B the door, which is held shut by the catch C in the usual manner. On the lower edge of this
35 door is formed the projection D, which extends downwardly any suitable distance, and which has the inner portion of its inner side formed into the inclined plane E. From the lower
40 edge of this inclined plane E the projection extends vertically downward.

Through the bottom flange, G, which may either be cast with the stove or secured to it by suitable clamping-bolts, is pivoted the lever I, which has its upper end to extend upward so as to bear against the under side of the inclined plane E. The lower end of this lever is cut short and extends outward over the top of the lower flange, and forms the bearing-point, against which the foot or some other
50 object is made to bear. The upper end of this

lever is beveled away, so that only a sharp edge will bear against the incline plane, and thus allow the lever to move the door freely without binding at any point. When the door
55 is closed the upper end of the lever bears against the side of the stove, so that the lower end projects outwardly in the most convenient position to have the foot or any object pressed against it. As soon as its lower end is pressed
60 inwardly its upper end tilts outwardly, and as it moves it first raises the stove-door sufficiently far upward by means of the inclined plane to loosen the latch, and then it swings the door open. As here shown, the lever is
65 provided with the point or projection O, which passes through a hole in the flange, and has the two points P, upon which the lever rocks. This construction, however, may be varied at will without departing from the spirit of my
70 invention, the object of which is to provide a lever which can be operated by the foot, hand, or any suitable device, and which will throw the stove-door open without having to touch it.

Having thus described my invention, I 75 claim—

1. The combination of a stove, the stove-door, and a pivoted lever that is attached to the stove in such relation to the door that one of its ends will catch under a projection on
80 the door and first raise the free end of the door upward and then swing it open, substantially as shown.

2. The combination of the stove-door provided with a projection having an inclined
85 plane and a vertical portion with a pivoted lever, by means of which the door can be first lifted and then thrown open, substantially as described.

3. The combination of the pivoted lever
90 having the bearing-points P, and the projection O, which passes through the flange of the stove, whereby the lever may be rocked back and forth for the purpose of opening the door, substantially as set forth. 95

In testimony whereof I affix my signature in presence of two witnesses.

WILLIAM H. SHEAR.

Witnesses:

EDWARD KEAYS,
WALTER D. COLE.