


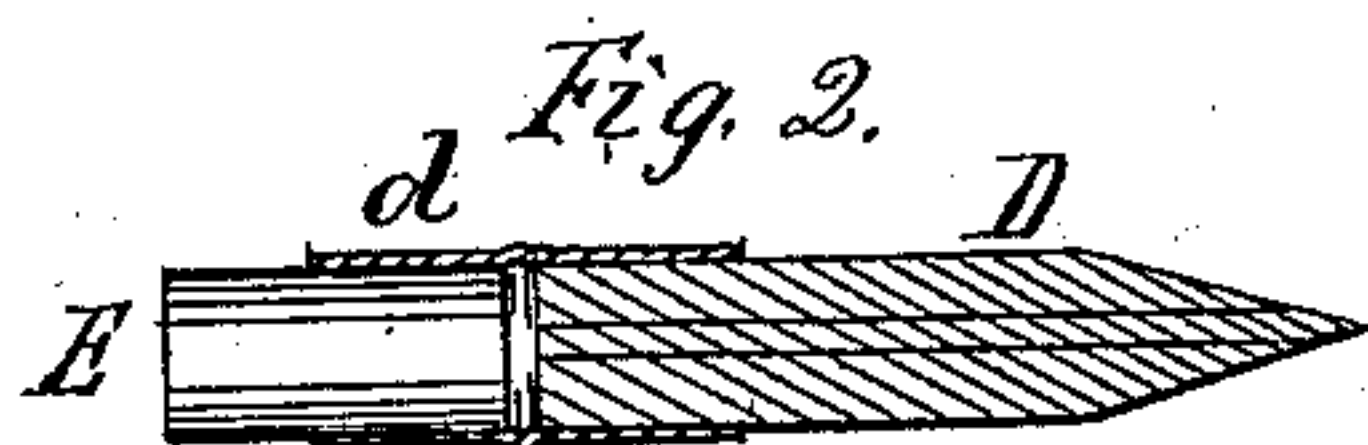
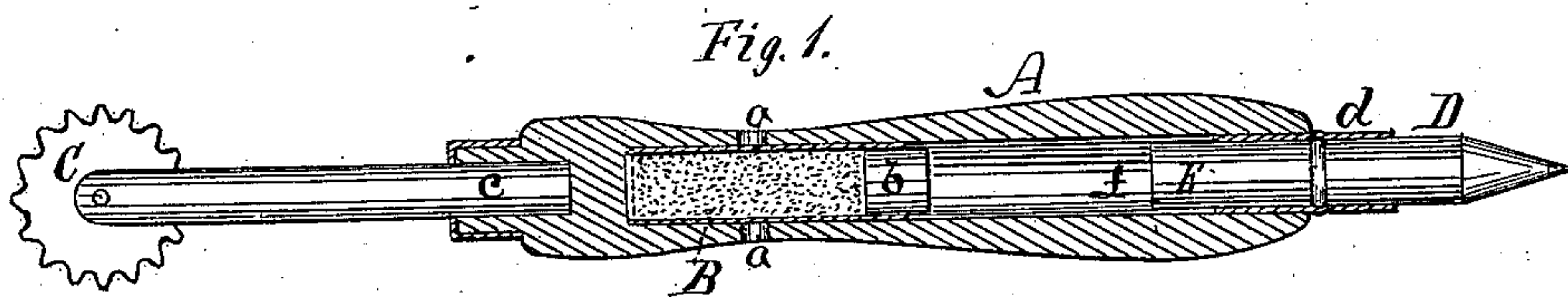
(No Model.)

E. C. HOLLELY.

COMBINED MARKING AND CUTTING INSTRUMENT.

No. 256,689.

Patented Apr. 18, 1882.



WITNESSES

Wm. L. Dieterich
J. C. Day

INVENTOR,
Emma C. Holly,
By *J. S. Brown,*
her Attorney.

UNITED STATES PATENT OFFICE.

EMMA C. HOLLELY, OF BROOKLYN, NEW YORK.

COMBINED MARKING AND CUTTING INSTRUMENT.

SPECIFICATION forming part of Letters Patent No. 256,689, dated April 18, 1882.

Application filed November 11, 1881. (No model.)

To all whom it may concern:

Be it known that I, EMMA C. HOLLELY, of Brooklyn, in the county of Kings and State of New York, have invented a new and useful
5 Combination of Instruments; and I do hereby declare that the following is a full and exact description thereof, reference being had to the accompanying drawings, making part of this specification—

10 Figure 1 being a central longitudinal section of the handle of the combined instrument and a side view of the instruments attached thereto; Fig. 2, a separate side view and partial section of the removable instru-
15 ments at one end of the handle; Fig. 3, a view corresponding with Fig. 2, but showing a modified combination of instruments forming this part of the combined instrument.

20 Like letters designate corresponding parts in all of the figures.

This invention consists in the combination, to form one united portable instrument, of several useful instruments, especially adapted to ladies' use on the work-table or elsewhere,
25 and thereby to avoid the greater cost of several corresponding separate instruments, and especially the trouble of having about and keeping together so many different articles.

30 These instruments and the method of their combination are as follows:

A handle, A, of suitable size and form, as represented or otherwise, is provided with an aperture near the middle thereof, so as not to interfere with the attachment of instruments
35 at the two ends, and an emery bag or holder, B, is inserted therein for sharpening and polishing needles, which are passed transversely through the handle into the bag of emery, a cross-aperture, a, being made through the han-
40 dle to allow the needles to be thus inserted. There being some difficulty in introducing this bag of emery, I have adopted a convenient method, which is to make the bag of suitable cloth over a cylindrical tube of proper size to
45 insert in the handle-aperture, close one end of the bag by stitching, then pour in the emery

through the tube, which is then withdrawn, leaving the filled bag in the handle. The open end of the bag is then closed by a stopper, b, of cork or other proper material.

50 In one end of the handle A is inserted the shank c of a marking-wheel, C, or it may in any other convenient manner known be secured to the handle, either fixedly or removably. A single marking-wheel is shown, forming the essen-
55 tial element of this part of the combination; but I contemplate as a modification, when desirable, to use two marking-wheels, mounted side by side, at a proper distance apart from each other, adjustable or not toward and from
60 each other, for the purpose of both marking the lines where to cut out patterns or parts of garments and at the same time of marking the sewing and stitching lines parallel with the edges thereof. In the other end of the
65 handle is inserted another instrument, which in general I prefer to be a pencil, D; but I prefer to make this part a double instrument, or two instruments, in the two ends of an at-
70 taching-socket, d, which fits in the tubular or hollow end s of the handle, and is made both removable and reversible end to end. I insert
75 in one end of this socket-holder a pencil, D, and in the other end thereof either a rubber eraser, E, as shown in Figs. 1 and 2, or a knife-
blade, E', as shown in Fig. 3. This socket-
holder, with its instruments, may, if desired,
at any time be withdrawn from the handle to be used or packed separately.

80 What I claim as my invention, and desire to secure by Letters Patent, is—

An instrument composed of a hollow handle, A, having inclosed therein an emery-holder, B, of a marking-wheel, C, and a pencil and eraser, D and E, substantially as herein speci-
85 fied.

The foregoing specification signed by me this 4th day of April, 1881.

EMMA C. HOLLELY.

Witnesses:

A. C. HOCKEMEYER,
JOSEPH BUSBY.