

(Model.)

F. G. FORD.

BEDSTEAD.

No. 256,666.

Patented Apr. 18, 1882.

Fig. 1.

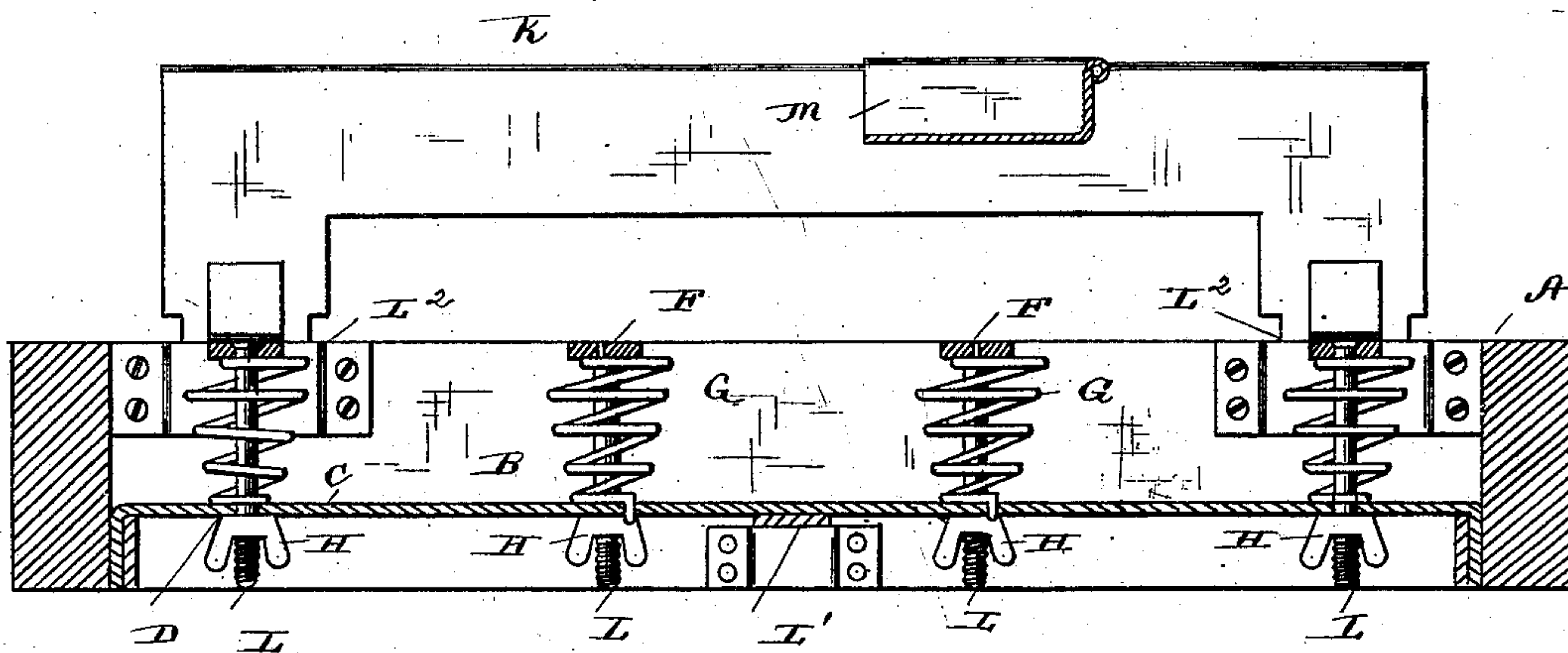


Fig. 2.

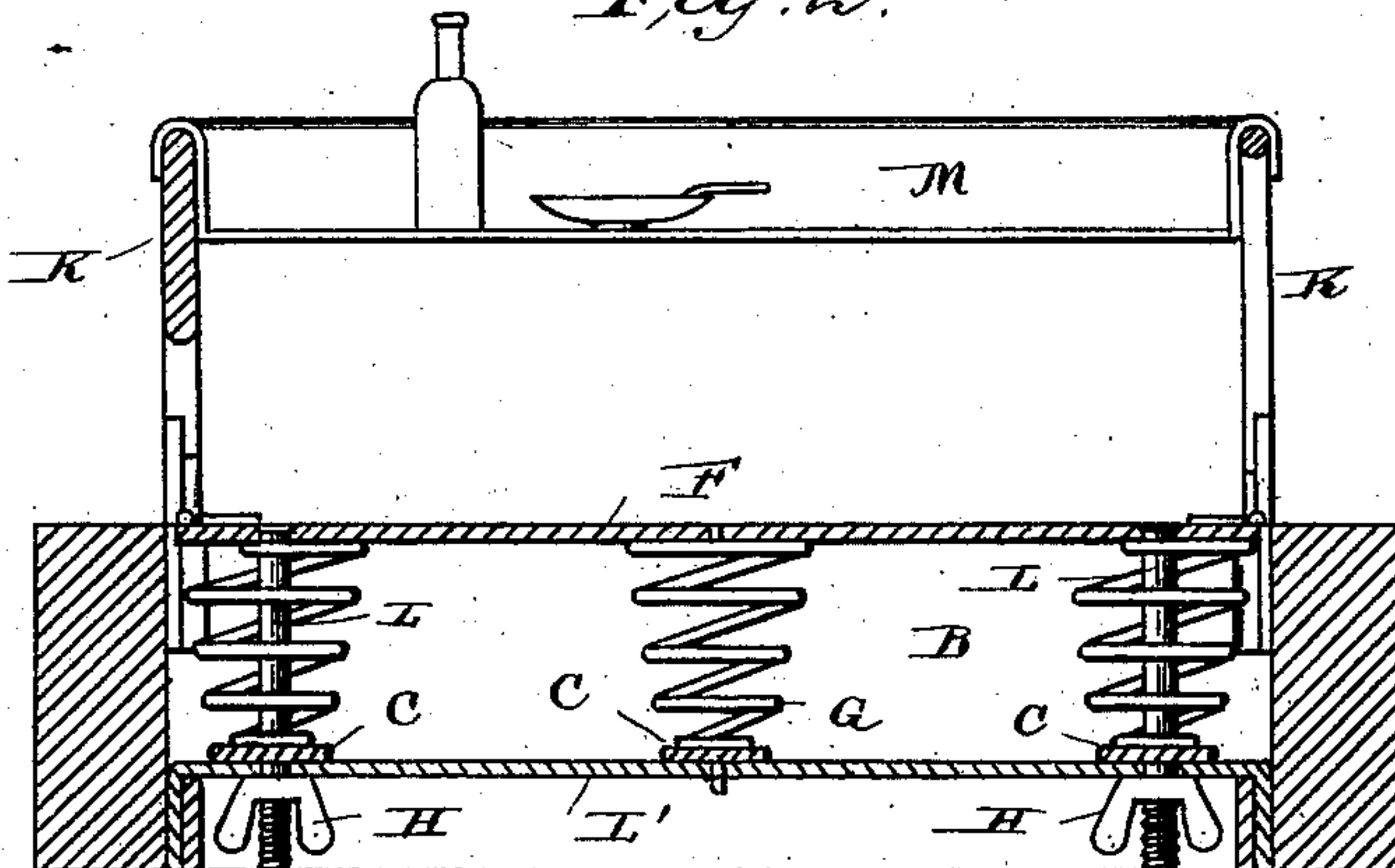


Fig. 3.

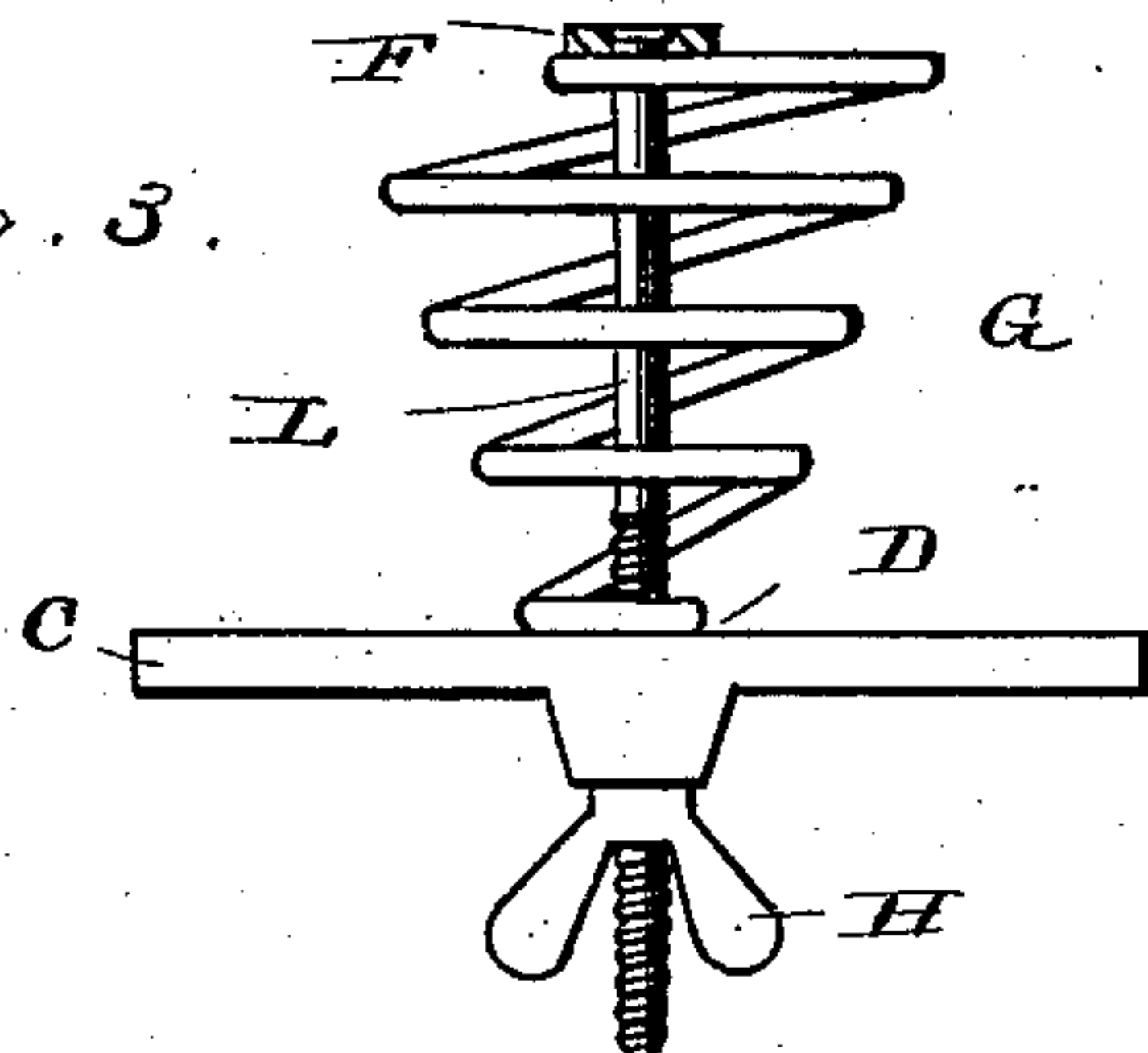
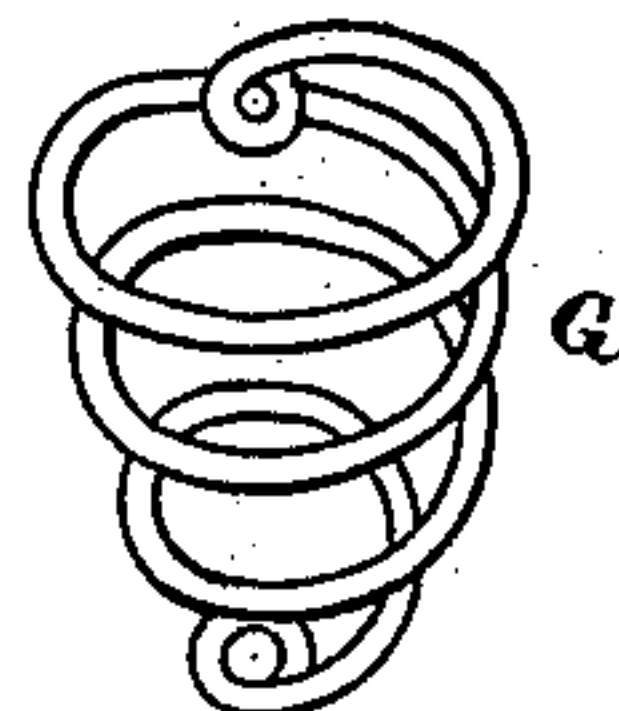


Fig. 4.



Witnesses

Edw. L. Jewell,

A. Aubrey Touhmin

Inventor.

F. G. Ford

By C. M. Alexander,

Attorney.



# UNITED STATES PATENT OFFICE.

FREDERIC G. FORD, OF ROXBOROUGH, PENNSYLVANIA.

## BEDSTEAD.

SPECIFICATION forming part of Letters Patent No. 256,666, dated April 18, 1882.

Application filed March 6, 1882. (Model.)

*To all whom it may concern :*

Be it known that I, FREDERIC G. FORD, of Roxborough, in the county of Philadelphia, and in the State of Pennsylvania, have invented certain new and useful Improvements in Bedsteads; and I do hereby declare that the following is a full, clear, and exact description thereof, reference being had to the accompanying drawings, and to the letters of reference marked thereon, making a part of this specification.

This invention relates to certain improvements in bed-bottoms; and it has for its objects to provide suitable means whereby the springs may be readily and conveniently adjusted, and also to furnish a support for food and medicines, so that the same will be within ready reach of the occupant of the bed, and also to provide a stand upon which reading-matter or other articles may be placed, so as to be in full view of the occupant, as more fully hereinafter specified. These objects I attain by the means illustrated in the accompanying drawings, in which—

Figure 1 represents a longitudinal sectional view of my invention; Fig. 2, a transverse vertical sectional view of the same; Fig. 3, a detached view, showing a modification of the means of securing the spring; and Fig. 4, a detached perspective view of the spring.

The letter A indicates the bedstead, and B indicates the spring-bottom. The said bottom consists of a series of longitudinal slats, C, which are perforated at D, through which perforations the screw-bolts L set, the said screw-bolt being attached to and depending from the transverse slats F, which form the support for the mattress.

Between the longitudinal and transverse slats, and surrounding the screw-bolts, are located the springs G, the lower ends of which rest against the longitudinal slats, the upper ends being curved so as to embrace the bolts and be held in place thereby.

The screw-bolts at their lower ends, which project through the longitudinal slats, are provided with thumb-nuts H, by means of which the springs may be adjusted so as to keep the bed level under all circumstances. The longitudinal slats, forming the lower section of the bed-bottom, are bent downward at their

ends, so as to furnish lugs which may be inserted into suitable sockets in the inner side of the bedstead, in order to hold the said bed-bottom in place. The bedstead on its inner side is also provided with sockets L<sup>2</sup>, to receive and hold the ends of the detachable longitudinal frames K. These frames may be constructed of sheet metal suitably cut, or of wire properly bent, and when in place furnish a support for a removable or detachable shelf, M, upon which food, medicines, reading-matter, or other articles may be placed within ready reach of the occupant of the bed.

The side frames, K, instead of being directly attached to the bedstead, may be hinged to the transverse slats of the bottom, so that they may be turned up for the reception of the shelf, or turned down and out of the way when such shelf is not in use.

The method of applying and using my invention will be readily understood from the above description without further explanation. When the side frames are attached to the bed-bottom, they are preferably secured to pintles thereon, so that they can be readily removed or secured by a longitudinal movement, in order to provide for cleaning or for taking the bedstead apart for packing or transportation.

As constructed, it will be perceived that the bed-bottom may be readily taken down, and when put up the bottom may be conveniently adjusted as may be required.

The parts, it will be noticed, are so constructed and arranged as to furnish no place of lodgement for insects, and are arranged in such manner that they may be cleaned without trouble.

The bedstead is also provided with longitudinal and transverse stays L<sup>1</sup>/M, which may be fitted in the sockets before mentioned, which serve to strengthen the frame of the bedstead and hold the parts together, so as to keep the bedstead firm, independent of the usual attachments, when the same may be loose from wear or otherwise.

By the construction shown and described it will be evident that the bed-bottom may be readily taken apart. The parts are secured without lacing or interlocking as is usual with the ordinary spring-beds.

The screw-bolt may be provided with right

and left hand threads, and the aperture through which the bolt extends may be bushed with a tube or other suitable lining to relieve the parts of strain. The springs are intended  
5 to be made with eyes at each extremity, so as encircle the bolt and be used without guide or other ordinary connections.

Having thus described my invention, what I claim, and desire to secure by Letters Patent,  
10 is—

1. In a bed-bottom, the combination, with the upper and lower slats and the interposed springs, of the screw-bolts, provided with thumb-nuts, whereby the bed-bottom may be

adjusted, substantially as and for the purposes 15 specified.

2. In combination with a bed-bottom, the longitudinal frames adapted to be secured thereto or to the bed-bottom, and the shelf adapted to set upon said frames, substantially as and 20 for the purposes specified.

In testimony whereof I affix my signature, in presence of two witnesses, this 4th day of March, 1882.

FREDERIC G. FORD.

Witnesses:

J. J. MCCARTHY,

EDWIN L. YEWELL.