

(No Model.)

S. ADAMS.
SNOW PLOW.

No. 256,451.

Patented Apr. 18, 1882.

Fig. 1.

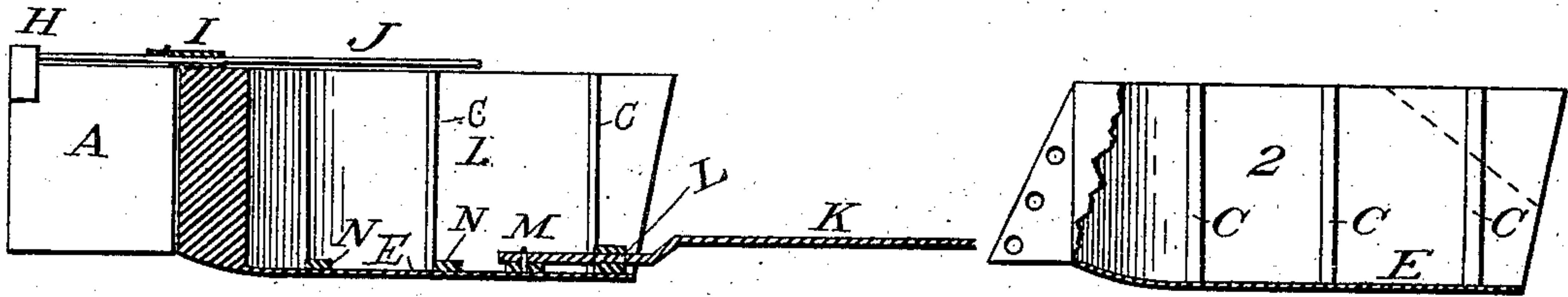


Fig. 2.

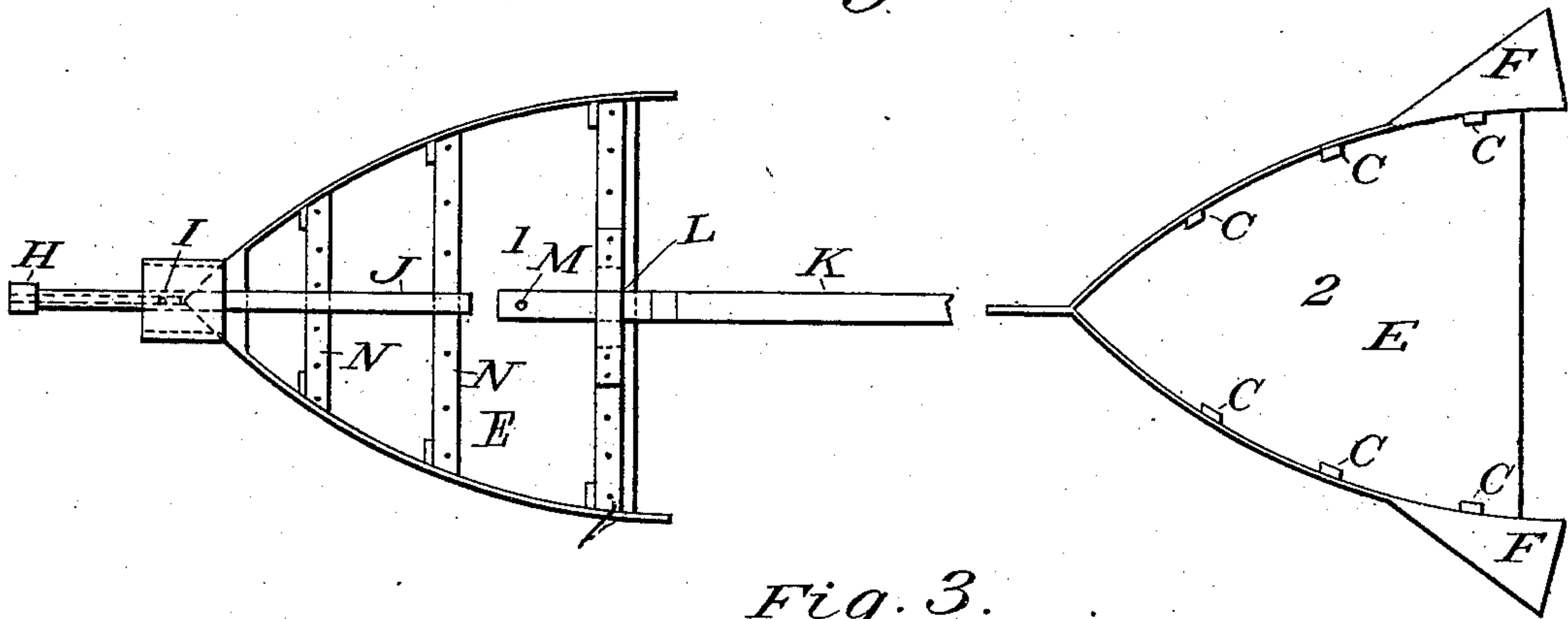
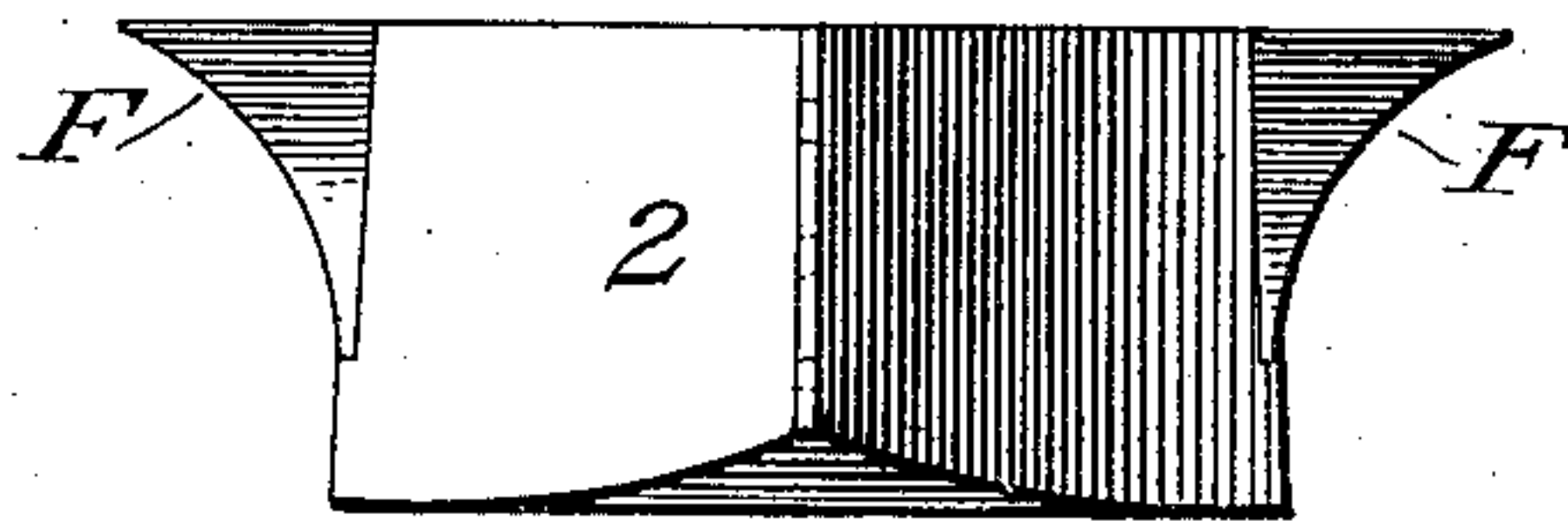


Fig. 3.



Witnesses:
Swallow Stevens
P. A. Adams

Inventor.
Silas Adams

UNITED STATES PATENT OFFICE.

SILAS ADAMS, OF GARDNER, MASSACHUSETTS.

SNOW-PLOW.

SPECIFICATION forming part of Letters Patent No. 256,451, dated April 18, 1882.

Application filed October 26, 1881. (No model.)

To all whom it may concern:

Be it known that I, SILAS ADAMS, residing at Gardner, in the county of Worcester and State of Massachusetts, have invented certain new and useful Improvements in Snow-Plows, of which the following is a specification.

My invention relates to improvements in the kind of snow-plows used on common roads and sidewalks.

The objects of my improvements are, first, to provide a cheap and convenient implement for breaking roads in the snow, which will be free from the dangerous and very annoying ridges or cores always existing in snow-roads broken out with devices mounted upon runners or traveled principally by two-horse teams; second, one which may be profitably used for smoothing snow-roads which have become out of repair by reason of thaws, holes, &c.; also one pre-eminently adapted to clearing snow from sidewalks. I attain these objects by the mechanism illustrated in the accompanying drawings, in which similar letters refer to similar parts throughout the several views.

Figure 1 is a vertical longitudinal section of forms of my improved snow-plow; Fig. 2, a plan, and Fig. 3 a front elevation.

A is a movable colter, fastened to the fore end of the plow by a hinge, and is moved to the right and left for the purpose of cleaving the snow, and also for shearing off the same from either side to widen the road after being broken through.

J is a lever which moves the colter.

I is the pivot on which the lever turns, and H is a loop by which it is engaged with the colter.

E is the bottom or platform on which the driver stands, managing his team and also the lever J. This platform is entirely smooth on the bottom surface, turning up slightly at the fore end, and being drawn over the road-bed, leaves it even from side to side. The driver, by throwing his weight upon the forward part and lifting upon the lever J, can dip the plow deeper into the snow.

N N are the cross-ribs to which the posts C are secured, which posts also support the side or mold boards. For some purposes the colter may be fastened rigidly to the plow.

F F are wings fastened to the rear corners of the plow, and crowd the snow so far out that it cannot fall back into the road-bed.

This is an implement some six feet long, three feet high, five feet wide at the rear end, and coming to a point forward, and made mostly of boards. The bottom boards are screwed to the cross-bars of wood, making a platform. To these bars are screwed the posts, to which are screwed the side-boards or mold-boards. This forms the body, open behind. To the fore end of this is fastened by hinges the thin cutter or colter, some eighteen by thirty inches, moved right and left by a lever device in the hand of the teamster, who rides inside on the platform. This colter cuts and divides the snow six or eight inches above the ground, and the mold-boards crowd the snow outside of the road, while the flat bottom, turning up before, passes over the residue, pressing it down level for a good road-bed, free from that annoying ridge so common and so dangerous.

I am aware that previous to my invention double mold-boards, movable colters, and wings have been frequently applied in various ways to snow-plows. I therefore do not claim any patent thereon, broadly; but

What I do claim as my invention, and desire to secure by Letters Patent, is—

1. The combination, with a snow-plow having a flat bottom without runners and adapted to press uniformly over the road-bed, of a colter fastened to the fore end of the plow by strong hinges with operating devices, as set forth.

2. The combination, with a snow-plow having a flat bottom without runners and adapted to press uniformly over the road-bed, of a colter and operating devices, as described.

3. The combination, with a snow-plow having a flat bottom to run upon the snow and turned up slightly at its fore end, of the colter and its operating devices, as described.

4. In combination, with the plow constructed, as described, with the flat bottom without runners, of the wings F F, as set forth.

In testimony that the above is my invention, substantially as set forth, I hereunto subscribe my name.

SILAS ADAMS.

Witnesses:

KATIE J. HUNTING,
P. A. ADAMS.