

(Model.)

J. KNUDSEN.

BARREL TRUCK.

No. 255,797.

Patented Apr. 4, 1882.

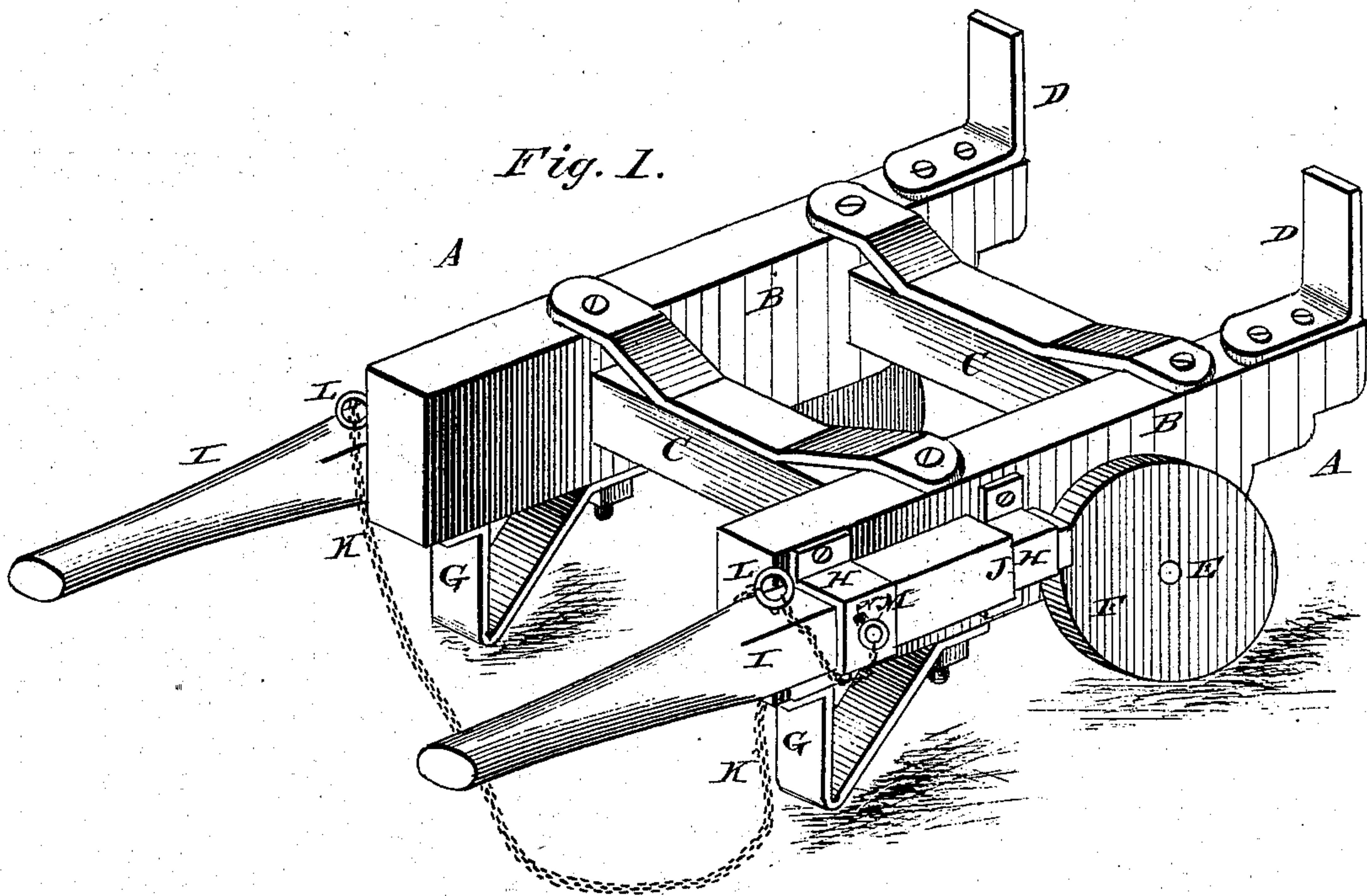


Fig. 2

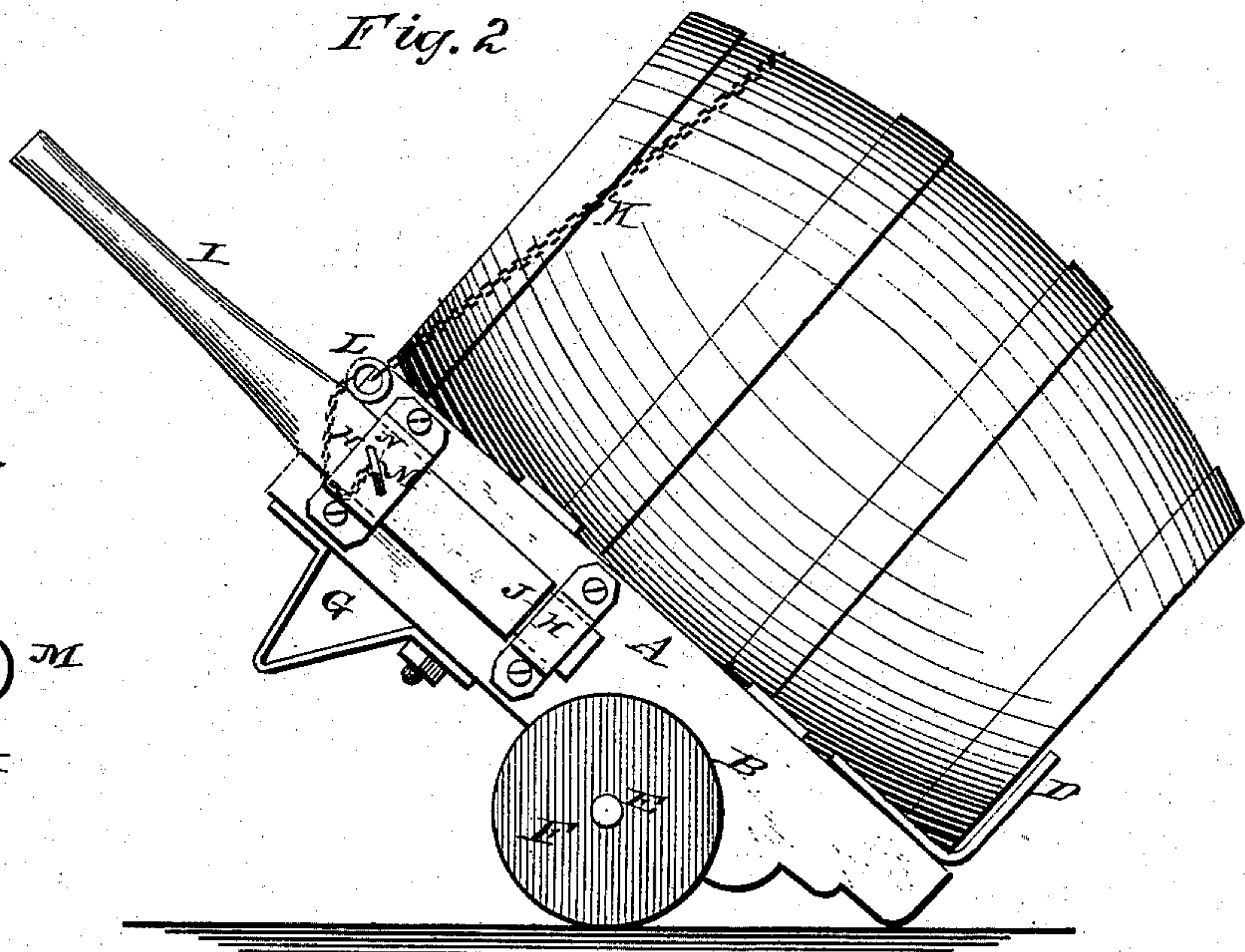
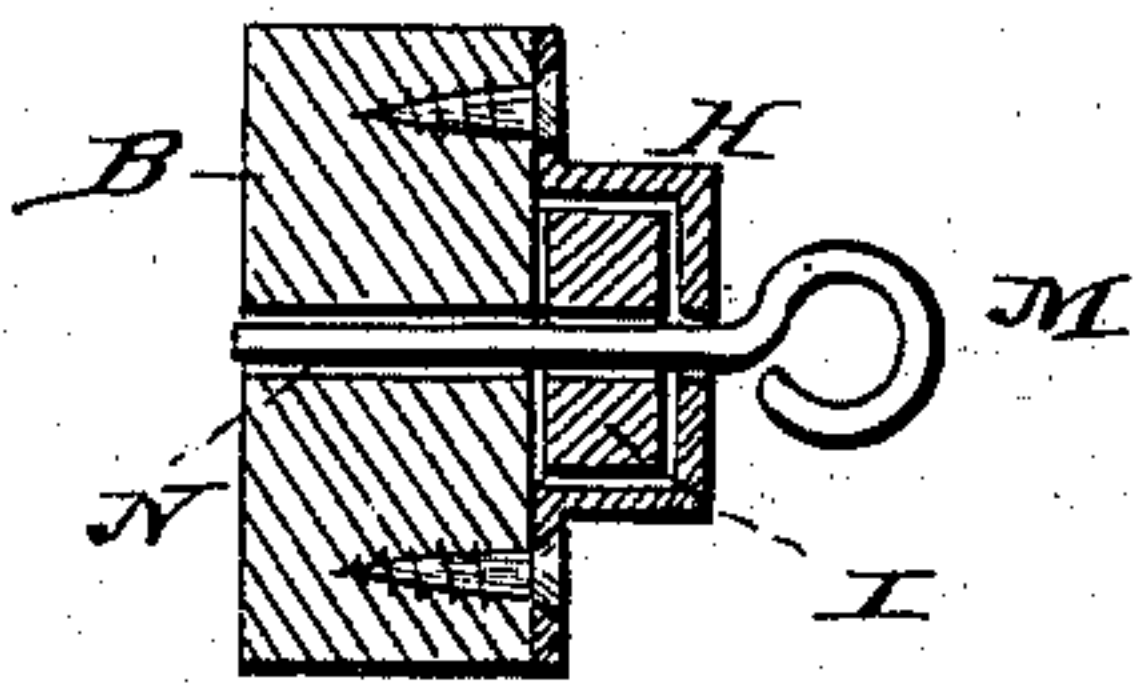


Fig. 3.



WITNESSES

Wm. S. Sittell
Wm. S. Dutcher
F. L. Dietrich

INVENTOR

Jens Knudsen
By C. H. Snow & Co.
Attorneys

UNITED STATES PATENT OFFICE.

JENS KNUDSEN, OF DWIGHT, ILLINOIS.

BARREL-TRUCK.

SPECIFICATION forming part of Letters Patent No. 255,797, dated April 4, 1882.

Application filed January 23, 1882. (Model.)

To all whom it may concern:

Be it known that I, JENS KNUDSEN, of Dwight, in the county of Livingston and State of Illinois, have invented certain new and useful Improvements in Barrel Trucks and Platforms; and I do hereby declare that the following is a full, clear, and exact description of the invention, which will enable others skilled in the art to which it appertains to make and use the same, reference being had to the accompanying drawings, which form a part of this specification.

Figure 1 is a perspective view of my improved barrel-truck. Fig. 2 is a view showing the same tilted and with a barrel in position, and Fig. 3 is a detail view, showing in section one of the handles attached to the truck.

Corresponding parts in the several figures are denoted by like letters of reference.

This invention relates to a combined truck for handling barrels and platform for supporting them while being emptied of their contents, as will be hereinafter fully described, and particularly pointed out in the claims.

In the drawings hereto annexed, A represents the frame of the truck, which consists of sides B B, connected by cross pieces or braces C and provided with toes D. The frame is supported in the usual manner upon an axle, E, having wheels or casters F, and it is provided at its front end with legs G, which support it when placed in a horizontal position.

The sides B of the frame are provided with loops or bails H H to receive the detachable handles I, which are shouldered at J to prevent their being pushed too far through said bails.

K K are chains, connected to the handles I by means of screw-eyes L, or in some other suitable manner. To the short ends of said chains are attached keys or pins M, adapted to be passed through perforations N in the bails H, handles I, and sides B, to which the handles are thus secured for operation.

The long ends of the chains may be hooked together or otherwise connected detachably, so as to form a loop of any desired size for the purpose of embracing and holding any sized

barrel while being tilted upon the truck and carried upon the same.

From the foregoing description, taken in connection with the drawings hereto annexed, the operation of my invention will be readily understood. While the barrel stands on end the cock or faucet may be driven into place. The barrel is then slightly tilted, so as to permit the toes D of the truck to be inserted under its lower end. The long ends of the chains K are next passed around the barrel and connected, thus securing the barrel upon the truck, which may now be manipulated in the usual manner. It will be seen that the truck with the barrel may be readily rolled in under shelving, under a counter, or into some other inaccessible place, where it would be impossible to lift a barrel into place for drawing off its contents. The chains may now be disconnected and the handles removed, thus leaving the barrel in its proper position.

This device is simple, convenient, and inexpensive, and one set of handles may be used for any number of truck-platforms.

Having thus described my invention, I claim and desire to secure by Letters Patent of the United States—

1. The combination, with a suitably-constructed truck-frame having loops or bails H and perforations N, of the detachable handles I, having chains K, the short ends of which carry keys or pins M, while their long ends are adapted to be hooked together or otherwise connected, substantially as set forth.

2. The herein-described improved barrel truck and platform, consisting of a frame, A, supported upon wheels or casters, and having toes D, loops or bails H, and detachable handles I, having chains K and keys or pins M for securing said handles to the frame, substantially as and for the purpose set forth.

In testimony that I claim the foregoing as my own I have hereto affixed my signature in presence of two witnesses.

JENS KNUDSEN.

Witnesses:

JNO. J. HETZEL,
PETER DEWEY.