

(No Model.)

G. W. & J. F. SIMONS.

SHOW CASE.

No. 255,686.

Patented Mar. 28, 1882.

FIG. 3.

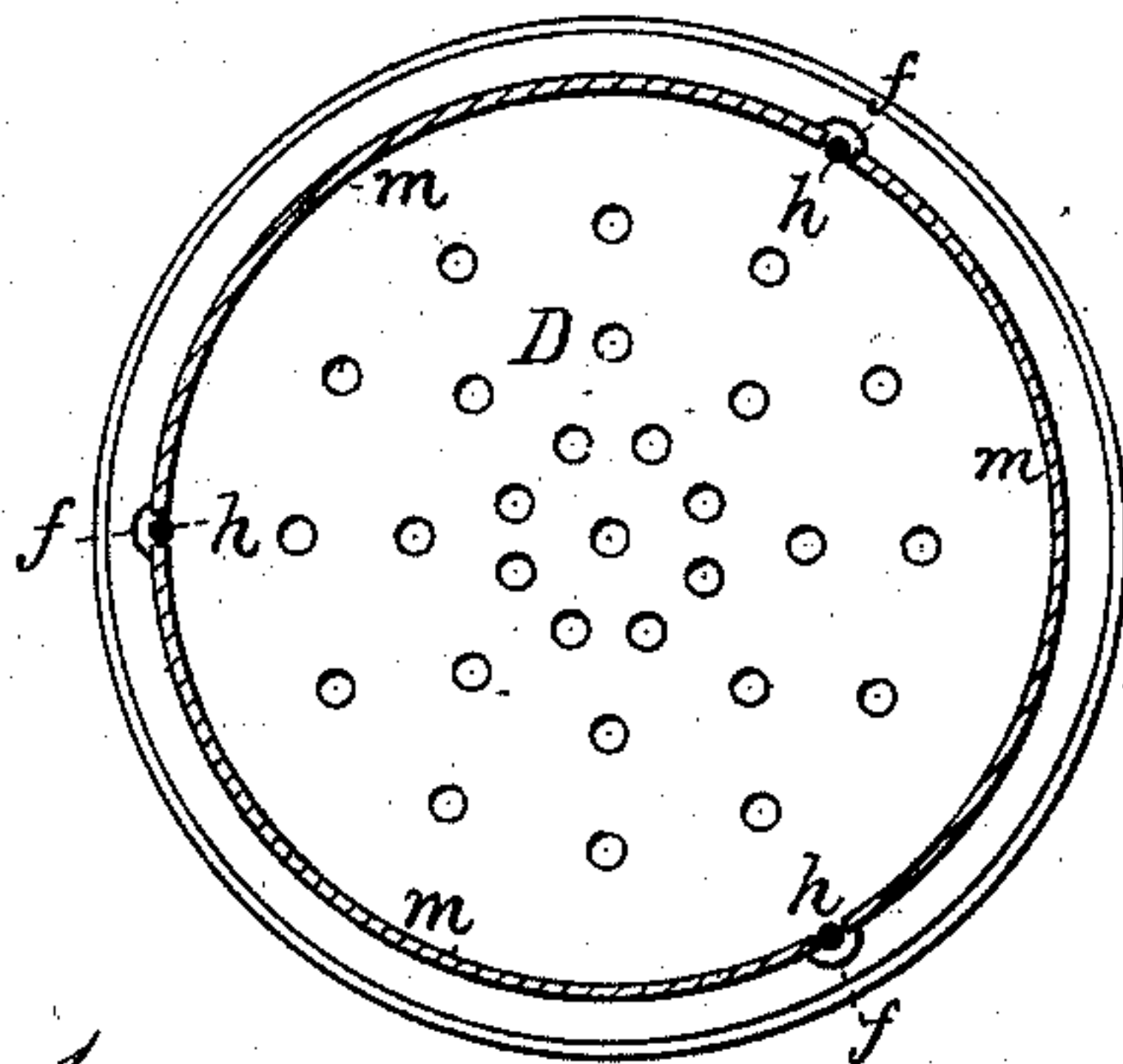


FIG. 1.

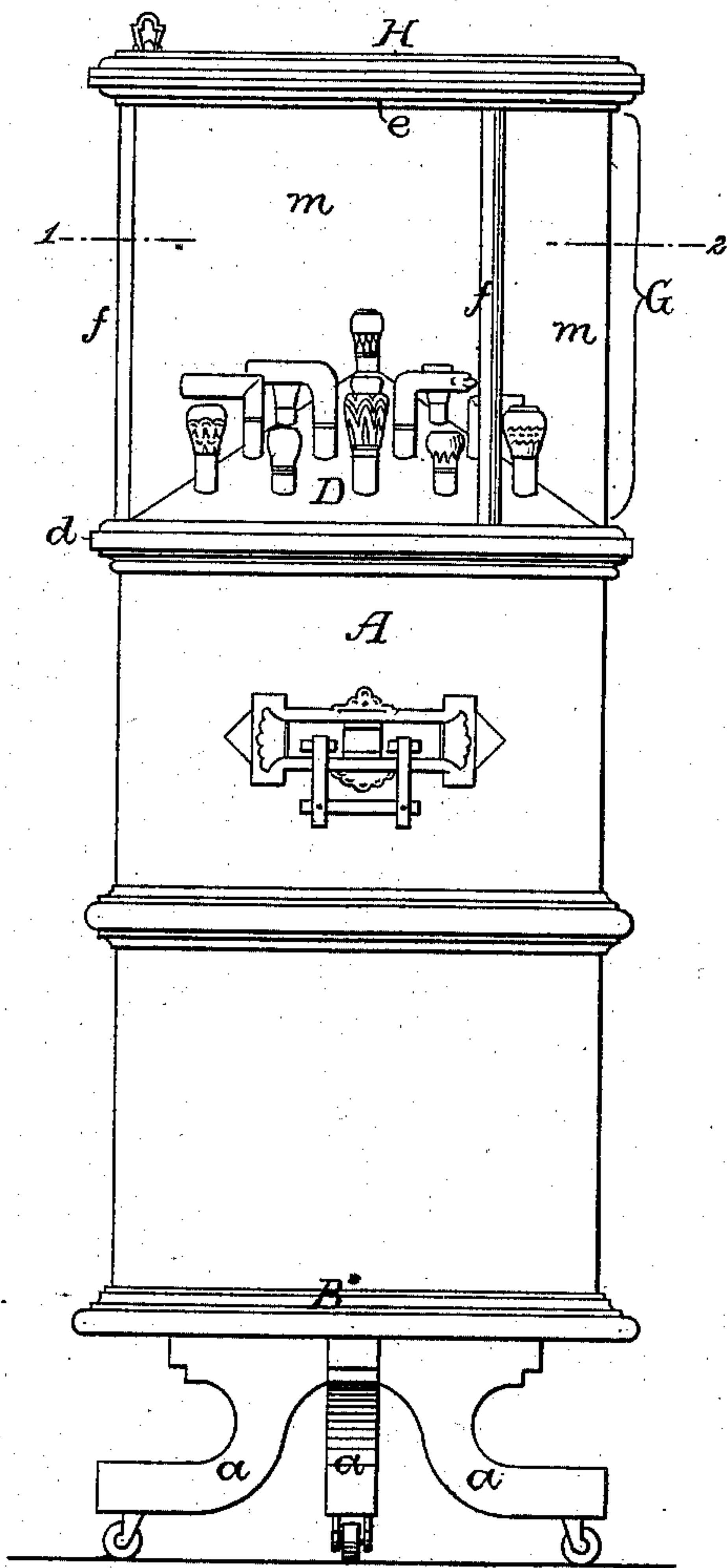
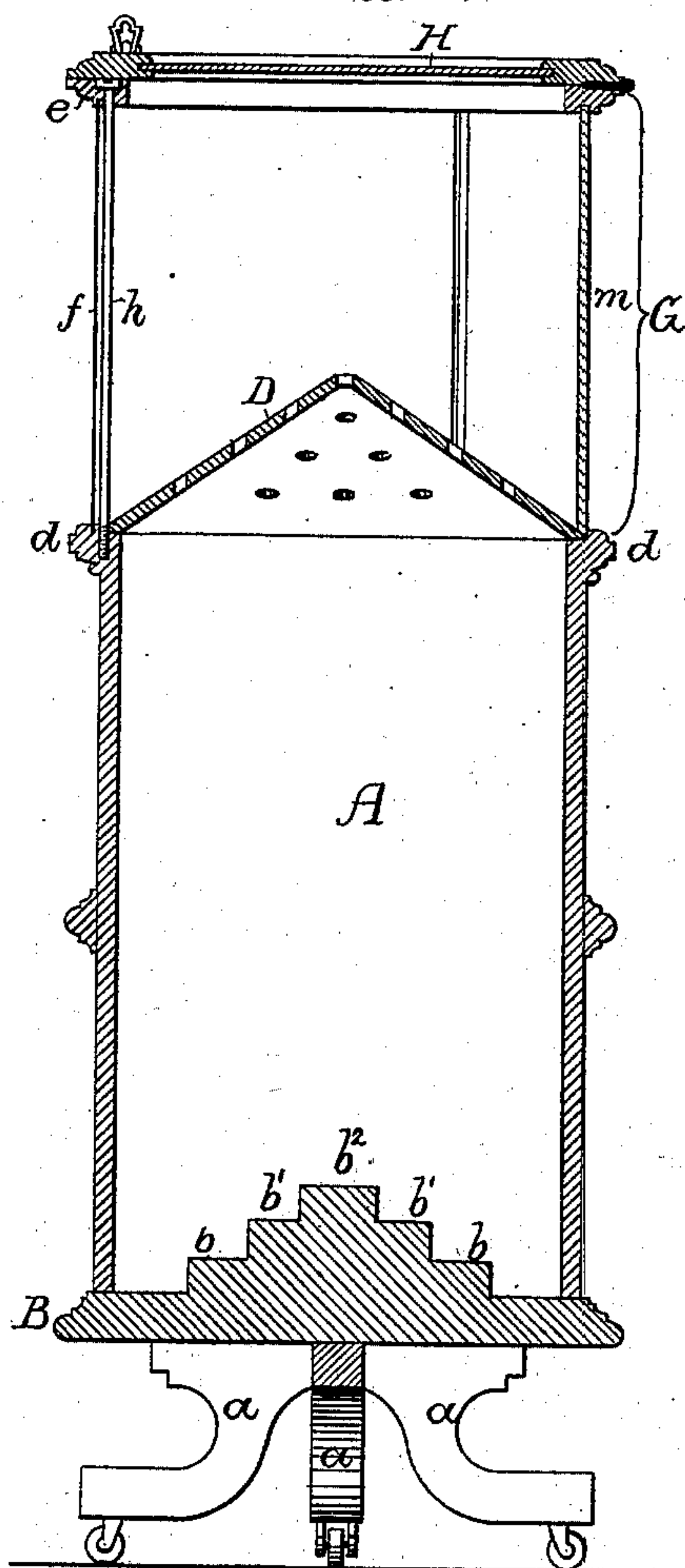


FIG. 2.



Witnesses
James F. Tobin
Harry Smith

Inventors
George W. Simons
John F. Simons
by their Attorneys
Howson and Jones

UNITED STATES PATENT OFFICE.

GEORGE W. SIMONS AND JOHN F. SIMONS, OF PHILADELPHIA, PA.

SHOW-CASE.

SPECIFICATION forming part of Letters Patent No. 255,686, dated March 28, 1882.

Application filed January 13, 1882. (No model.)

To all whom it may concern:

Be it known that we, GEORGE W. SIMONS and JOHN F. SIMONS, citizens of the United States, residing in Philadelphia, Pennsylvania, have
5 invented certain Improvements in Show-Cases, of which the following is a specification.

Our invention consists of a show-case, constructed in the peculiar manner fully described hereinafter, for the safe keeping of canes or umbrellas, and for the exhibition of the valuable
10 heads and handles of the same without permitting them to be roughly used and deteriorated by frequent handling.

In the accompanying drawings, Figure 1 is
15 an exterior view of our improved show-case for canes and umbrellas; Fig. 2, a vertical section of the same; and Fig. 3, a sectional plan on the line 1 2, Fig. 1.

The body A of the show-case, which may
20 be made of wood, metal, or other appropriate material, is preferably of cylindrical form, and is secured to a base, B, mounted on legs a, which are provided with casters, so that the case can be readily moved about in a
25 store and deposited for the night in a safe place. The upper surface of the base is arranged in steps $b\ b'\ b''$, and the perforated top D of the body is in the present instance cone-shaped, so that when a series of canes have
30 been passed through the openings in the top D the central cane will be the highest, those supported by the step b' lower, and so on, the handles of all the canes being thus properly exposed to view above the top D.

To the upper edge, d , of the body of the case
35 is secured a glazed frame, G, which is preferably of the same form as the body, so as to be a continuation of the same. This glazed frame consists in the present instance of a ring, e ,
40 and any appropriate number of vertical ribs f and screw-rods h , one rod adjoining each rib and serving to bind the frame to the upper edge, d , of the body A, the glass being in the present instance in the form of three segments,
45 m , as shown in Fig. 3. The glass may, however, be in cylindrical form, in which case the ribs f may be dispensed with.

To the ring e of the glazed frame is hinged
50 the glazed lid H, which is provided with suitable mechanism for locking it to the frame.

The show-case is intended more especially for holding canes provided with gold, ivory, pearl, or other costly handles; the glazed frame affording an opportunity to purchasers of
55 thoroughly inspecting the handles and making selections, without permitting them to remove the canes and subject them to such usage as will tend to damage them, any cane selected for special inspection by a purchaser being re-
60 moved from the case by an attendant.

The glazed frame combined with the case can be placed in a prominent position in a store without fear of the purloining of one or more of the canes.

If desired, panes of glass may be fitted to
65 the body of the case, so that the stems of the canes may be inspected.

When the case is intended for the reception and exhibition of umbrellas the openings in the top or partition D should be somewhat
70 larger in diameter than those shown in the drawings.

We claim as our invention—

1. The combination, in a show-case, of the body A, constructed for the reception of canes
75 or umbrellas, with the glazed frame G, surmounting the same, and with a perforated partition, D, all substantially as described.

2. The combination of the body A, having steps $b\ b'$ on its base, and a perforated conical
80 top, D, with the glazed frame G, substantially as specified.

3. The combination of the body A, adapted for the reception of canes or umbrellas, with the glazed frame G, surmounting the body and
85 having a glazed lid, H, as specified.

4. The combination of the body A with the glazed frame comprising the ring e , ribs f , glass segments m , and screw-bolts h , as set
90 forth.

In testimony whereof we have signed our names to this specification in the presence of two subscribing witnesses.

GEO. W. SIMONS.
JOHN F. SIMONS.

Witnesses:

HARRY DRURY,
HARRY SMITH.