

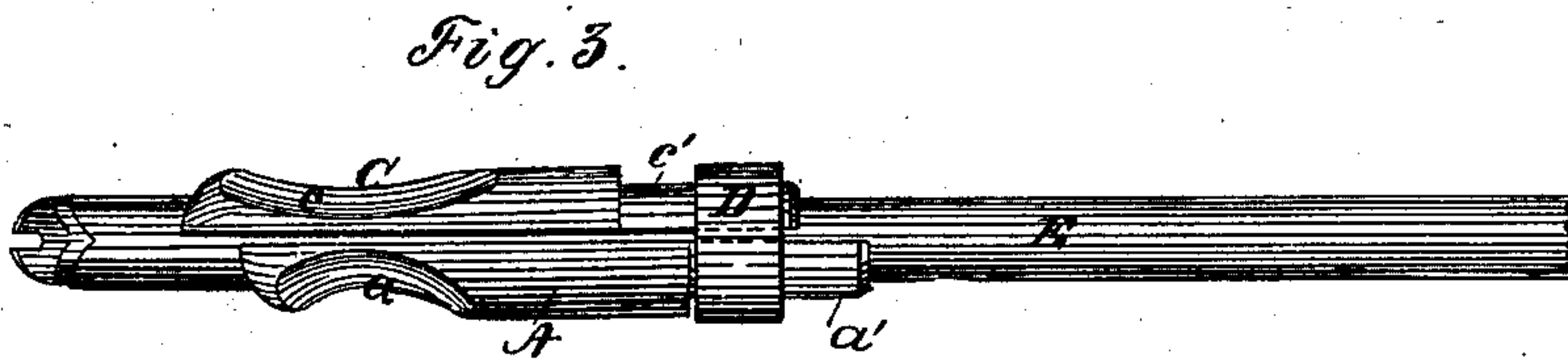
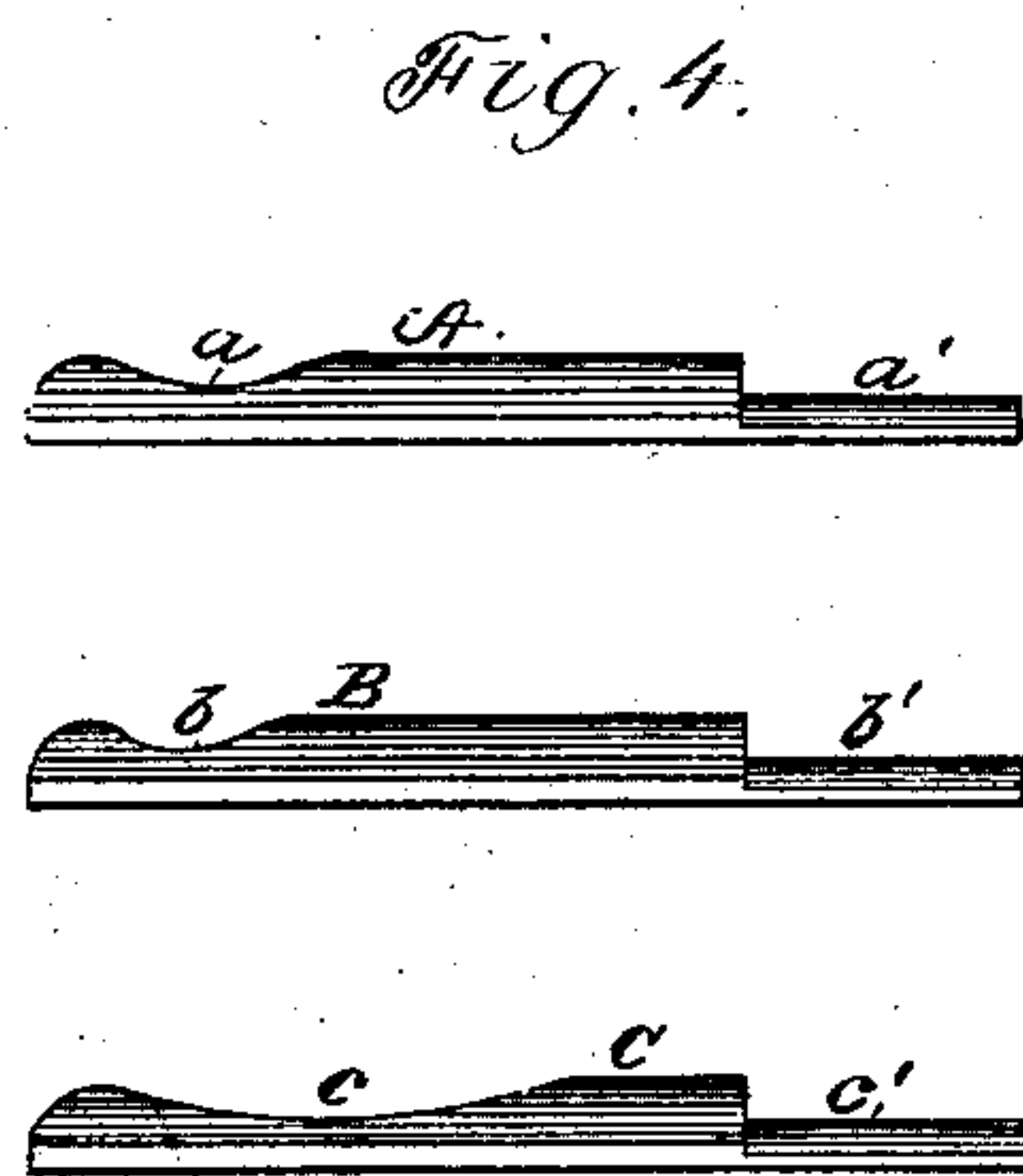
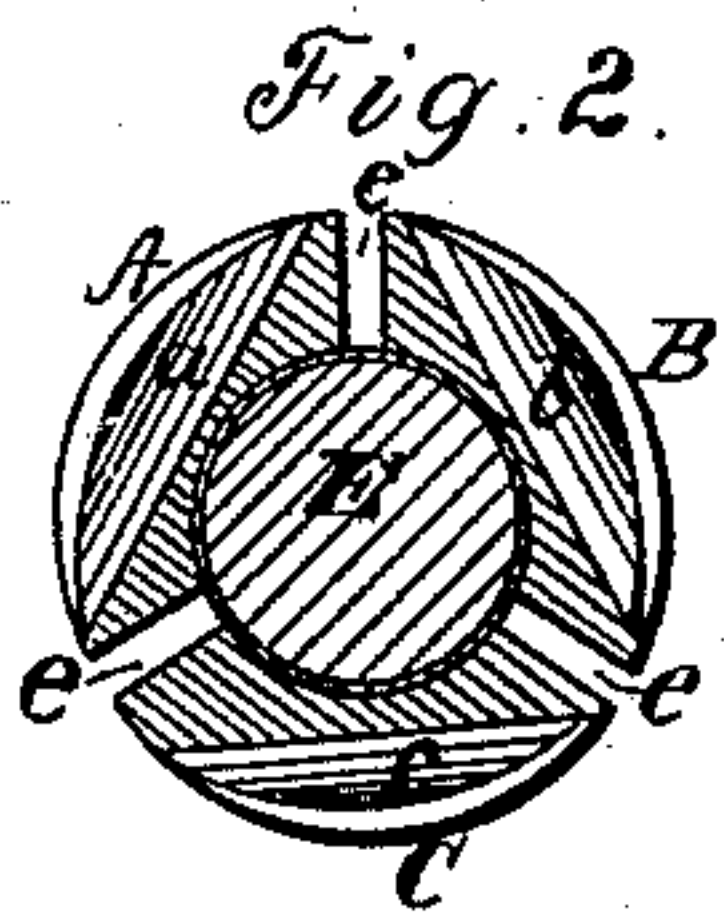
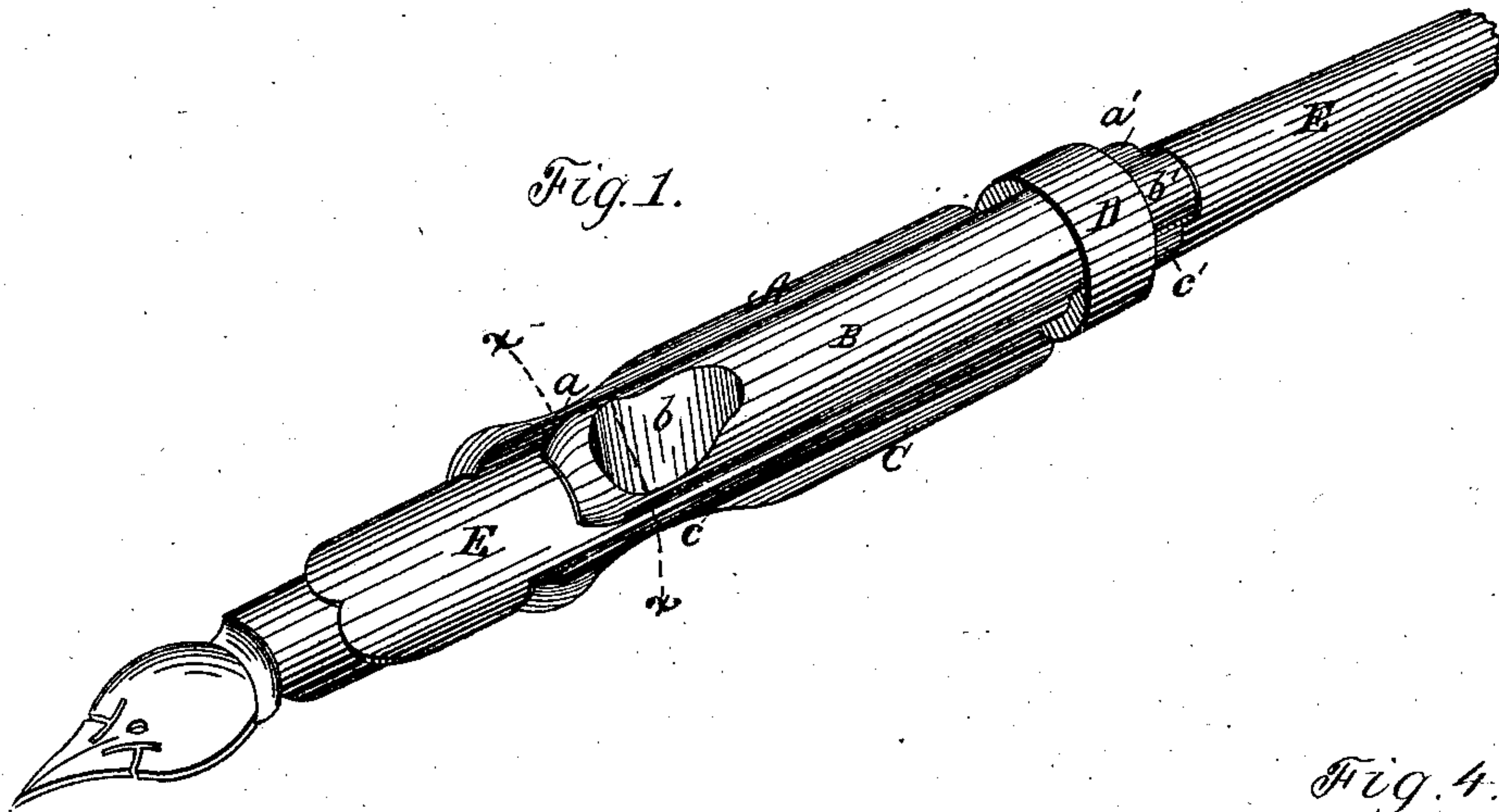
(No Model.)

J. W. WETMORE.

PEN HOLDER.

No. 255,227.

Patented Mar. 21, 1882.



Witnesses

W. R. Edelen.

Chas. J. Reid

INVENTOR.

Jerome W. Wetmore

# UNITED STATES PATENT OFFICE.

JEROME W. WETMORE, OF ERIE, PENNSYLVANIA.

## PEN-HOLDER.

SPECIFICATION forming part of Letters Patent No. 255,227, dated March 21, 1882.

Application filed July 11, 1881. (No model.)

*To all whom it may concern:*

Be it known that I, JEROME W. WETMORE, a citizen of the United States, residing at Erie, in the county of Erie and State of Pennsylvania, have invented a new and useful Improvement in Pen-Holders, of which the following is a specification.

My invention relates to improvements in pen-holders by means of appliances surrounding the portions next to the pen.

The principle of my improvement is explained by its object, which is to increase the facility of holding the pen by such attachments as are adjustable longitudinally and concentrically to suit the hands of different persons. I attain this object by the device illustrated in the accompanying drawings, of which—

Figure 1 is a perspective view of the upper side of the pen and holder; Fig. 2, a cross-section through  $x x$ ; Fig. 3, a perspective view from the under side of the holder, and Fig. 4 the three sections of the sleeve surrounding the pen-holder.

A, B, and C, Fig. 1, represent the three sections of the sleeve in place. The upper ends of these are cut down so as to hold a ring, the surface of which is flush with the lower section of the sleeve. The lower ends of these

sections are cut or indented to suit the thumb and fingers—viz.,  $c$  for the thumb,  $b$  for the forefinger, and  $a$  for the second finger.

D is a flexible ring, holding A, B, and C in their adjusted places.

E is the body of the pen-holder.

The sections A, B, and C are represented high up on the body of the pen-holder for clearness of illustration. They will usually project over the pen. They are adjustable in the ring D to suit the hand of the writer. When adjusted the writer, especially the beginner, will be able to hold the pen with less pressure and care to its position. Two of these sections could be one.

What I claim is—

In combination with a pen-holder, the sleeve or case composed of sections A B C, said sections being recessed at their lower ends to afford rests for the thumb and fingers, and rabbeted at their upper ends so as to be independently adjustable longitudinally, and all held in place by the same ring in which they are also partially adjustable concentrically.

JEROME W. WETMORE.

Witnesses:

MILES N. CAUGHEY,  
CRAIG T. REID.