

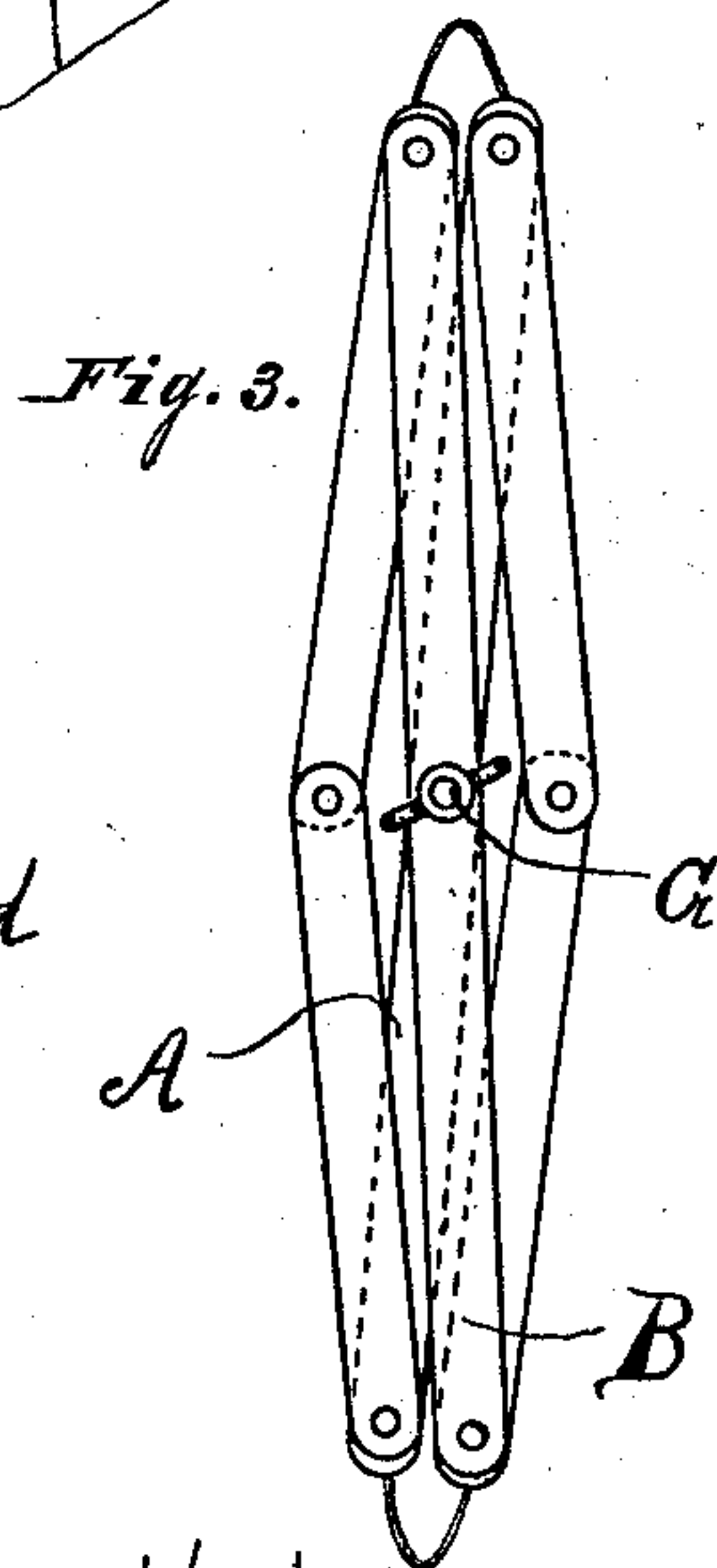
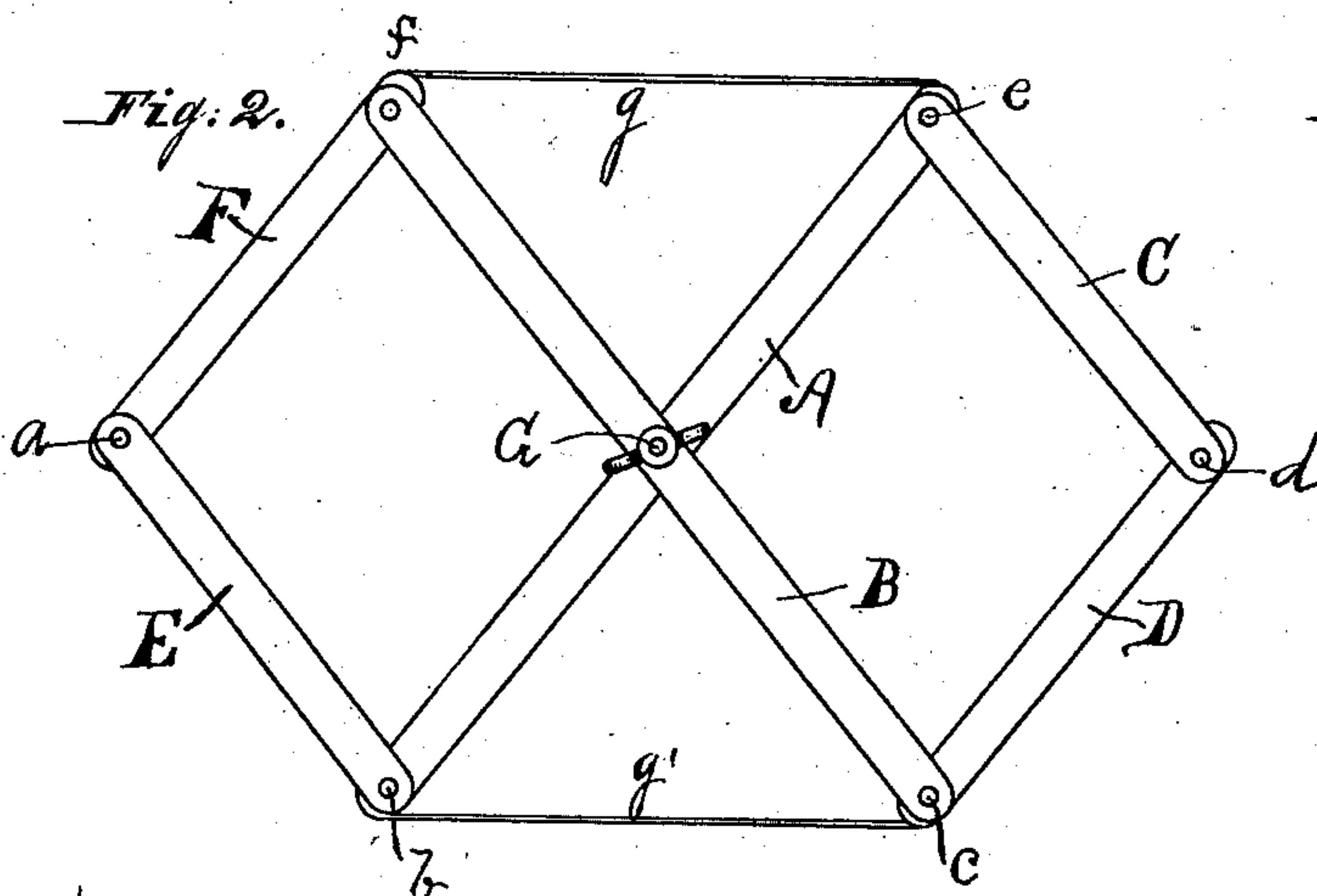
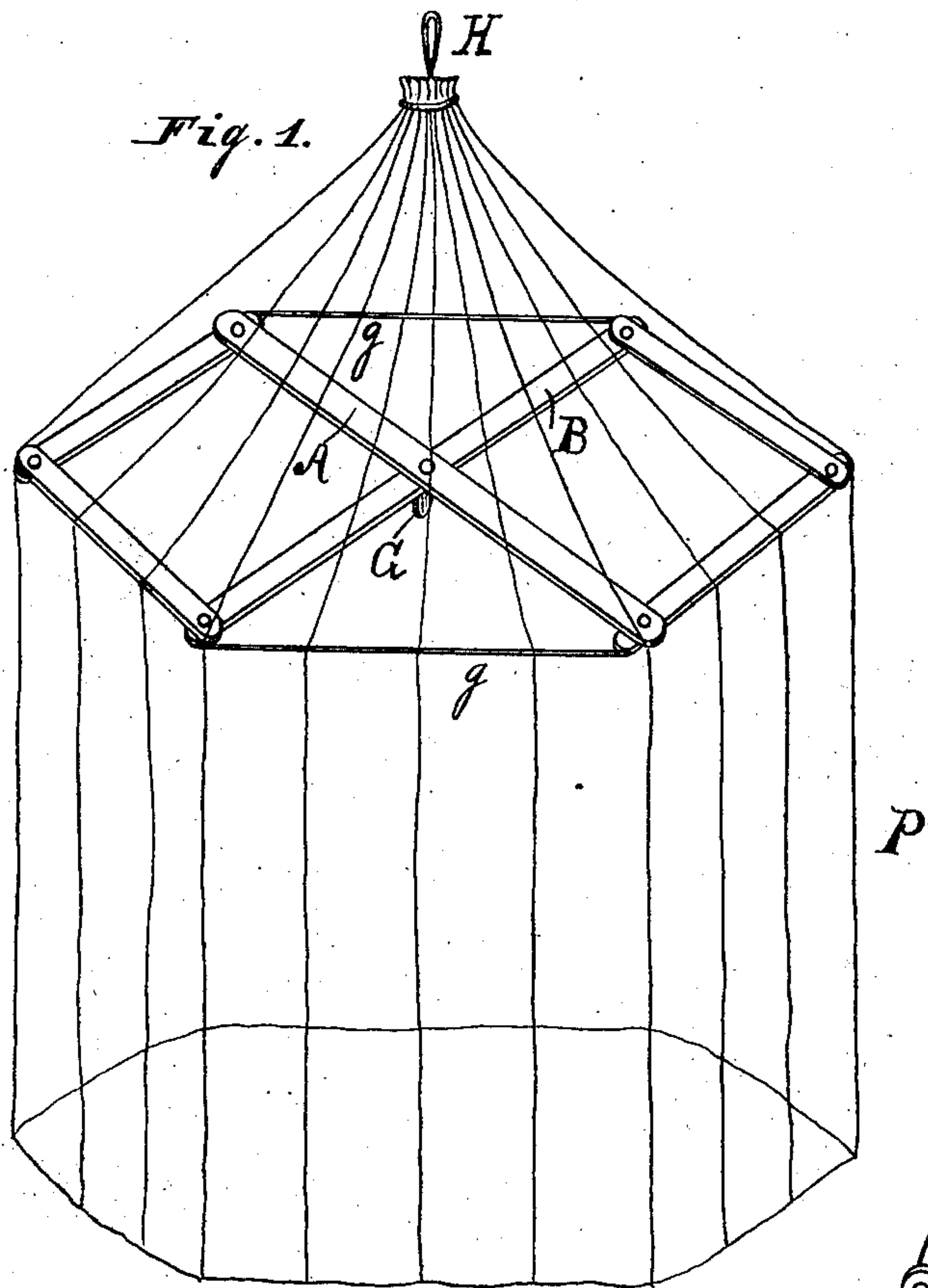
(No Model.)

C. WITTENBERG.

CANOPY FRAME.

No. 255,093.

Patented Mar. 14, 1882.



WITNESSES:
George H. Pennell.
H. H. Ward

INVENTOR:
Charles Wittenberg
Per E. D. H. R.
his atty.

UNITED STATES PATENT OFFICE.

CHARLES WITTENBERG, OF INDIANAPOLIS, INDIANA, ASSIGNOR TO NORMAN S. BYRAM AND EDWARD G. CORNELIUS, OF SAME PLACE.

CANOPY-FRAME.

SPECIFICATION forming part of Letters Patent No. 255,093, dated March 14, 1882.

Application filed August 9, 1881. (No model.)

To all whom it may concern:

Be it known that I, CHARLES WITTENBERG, a citizen of the United States, residing at Indianapolis, in the county of Marion and State of Indiana, have invented a new and useful Improvement in Folding Extension Hanging Canopy-Frames, of which the following is a specification.

My invention relates to improvements in hanging canopy-frames in which the frame is made to fold up or be extended, as desired; and the object of my invention is to provide a hanging canopy-frame which may be extended to spread the canopy over a bed or folded up out of the way. This object I accomplish by the device illustrated in the accompanying drawings, in which—

Figure 1 represents a perspective view of a canopy-frame extended, with the canopy attached thereto. Fig. 2 is a plan view of the canopy-frame extended, and Fig. 3 represents the canopy-frame folded up.

Similar letters refer to like parts throughout the several views.

A and B represent the two main bars of the canopy-frame, pivoted together in their center by a bolt and thumb-nut, G. The short bars C D are pivoted together at *d*, and the other ends of the bars C D are pivoted at *e c* to one

end of the main bars A B. In like manner the short bars E F are pivoted together at *a* and to the other ends of the bars A B at *b f*. The extreme ends of the main bars A B are also united together by the cords *g g'*, the length of which limit the extension of the frame. The cords *g g'* also are secured to the edges of the bars C D E F. To these cords *g g'* and the short bars C D E F the canopy-frame is attached, the upper end of the canopy being gathered together above the frame and provided with a loop, H, for suspending it from the ceiling.

When it is not desired to use the canopy-frame it is folded up, as in Fig. 3.

What I claim as new, and desire to secure by Letters Patent, is—

The two bars A B, pivoted together in the center by the pivot G, and having the short bars C D E F pivoted to their ends, combined with the cords *g g'*, adapted to be extended or folded up, substantially as shown and described.

In testimony whereof I have signed my name to this specification in the presence of two subscribing witnesses.

CHARLES WITTENBERG.

Witnesses:

GEORGE H. RENNETT,
E. O. FRINK.