

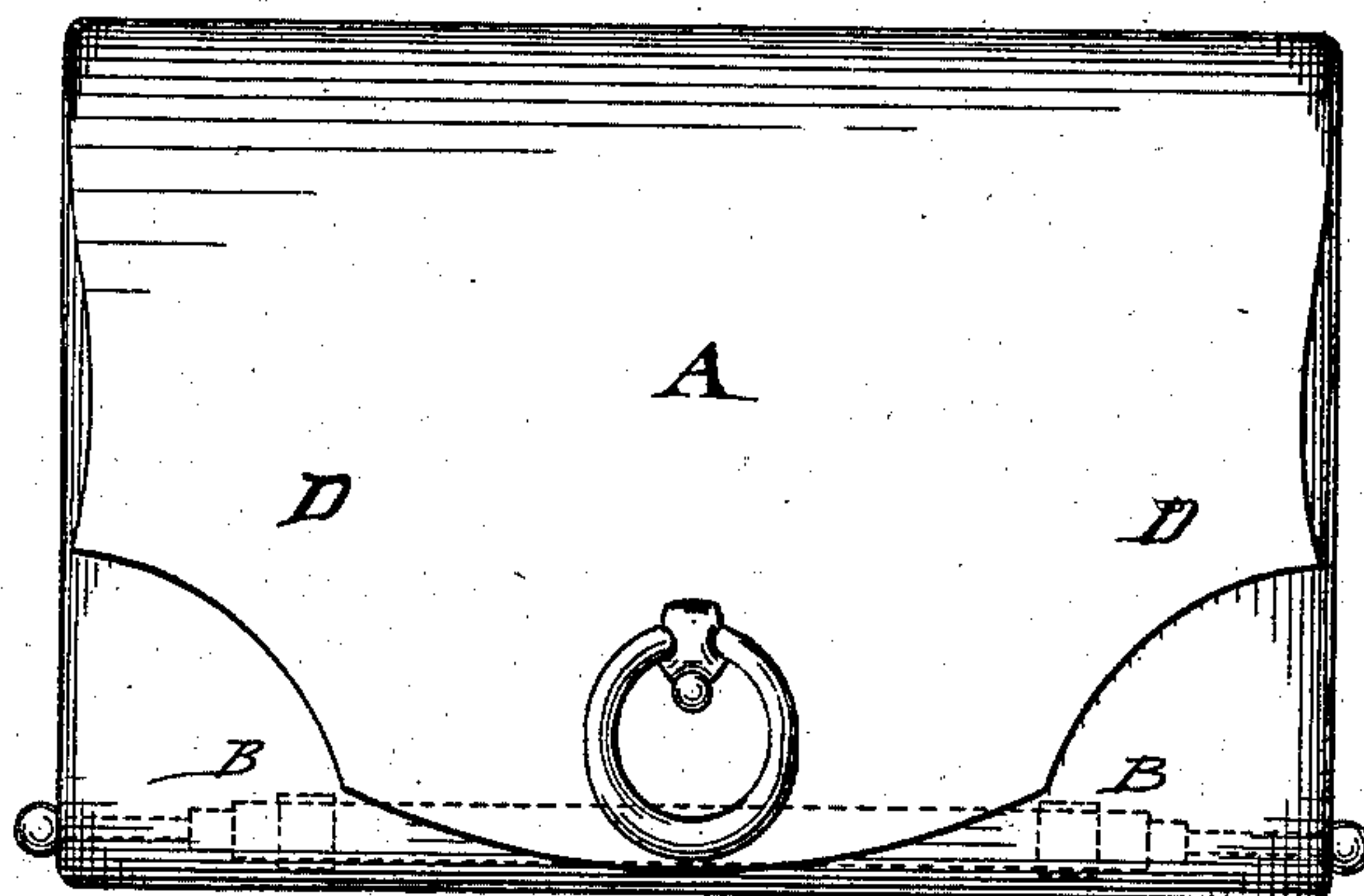
(No Model.)

H. WALTHER.  
POCKET BOOK.

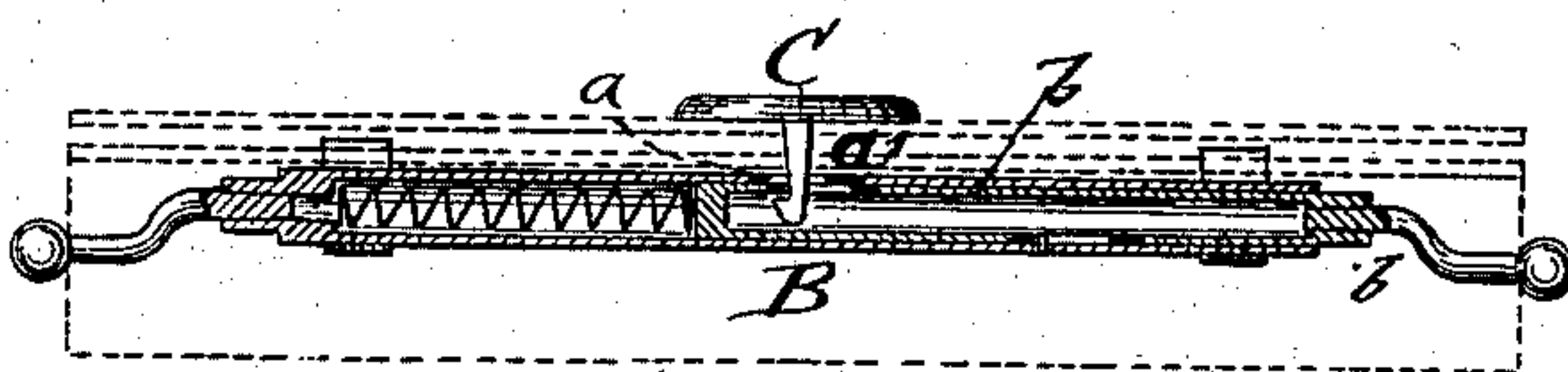
No. 255,061.

Patented Mar. 14, 1882.

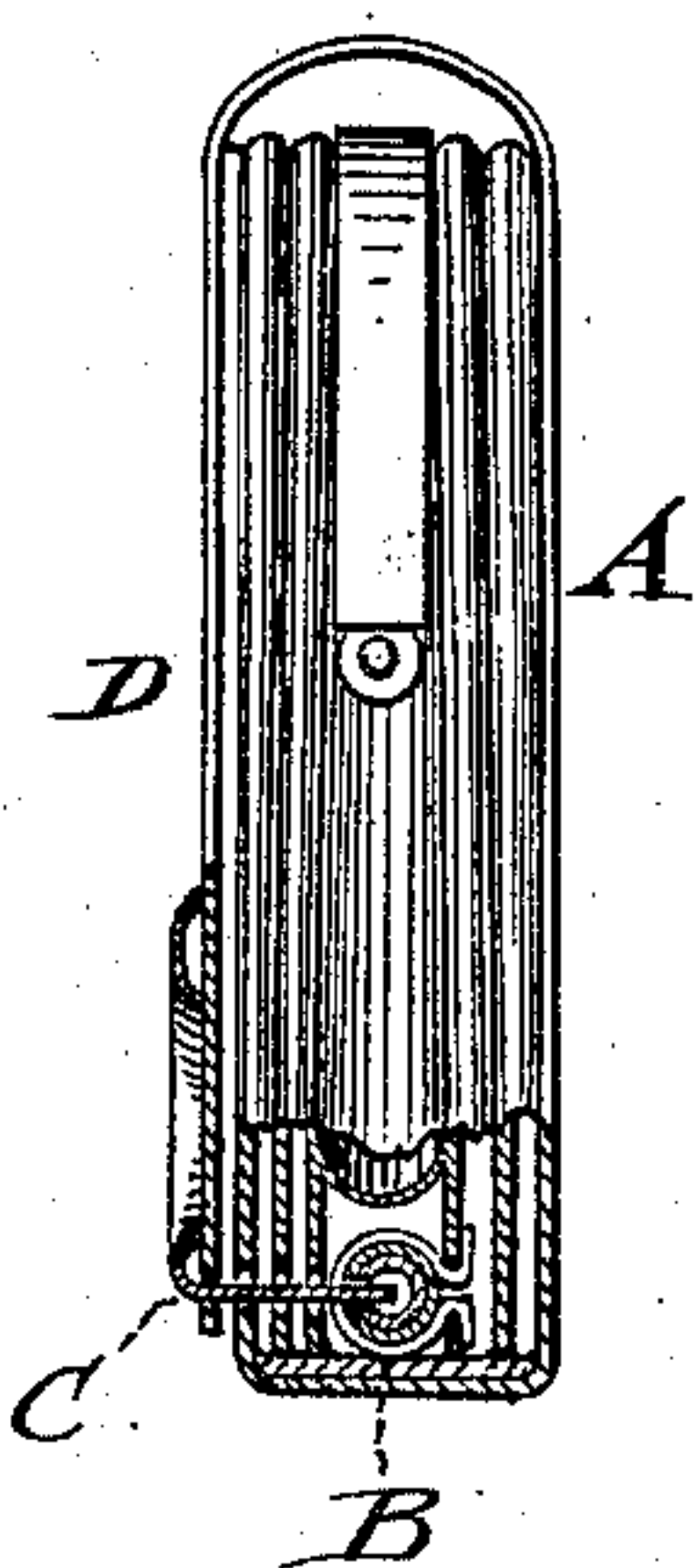
*Fig. 1.*



*Fig. 2.*



*Fig. 3.*



WITNESSES:

*Joh. V. Rosenbaum*  
*Otto F. Bischof*

INVENTOR

*Hermann Walther*

BY

*Paul Gropel*

ATTORNEY

# UNITED STATES PATENT OFFICE.

HERMANN WALTHER, OF NEW YORK, N. Y.

## POCKET-BOOK.

SPECIFICATION forming part of Letters Patent No. 255,061, dated March 14, 1882.

Application filed January 24, 1882. (No model.)

*To all whom it may concern:*

Be it known that I, HERMANN WALTHER, of the city, county, and State of New York, have invented certain new and useful Improvements in Pocket-Books, of which the following is a specification.

The object of this invention is to furnish an improved pocket-book which can be readily opened or closed with one hand without the necessity of holding the book in one hand and opening the locking device with the other hand; and the invention consists of a pocket-book which is provided at the bottom of the same with a centrally-recessed barrel having a spring-actuated and recessed slide-piece, in combination with a fixed locking-hook attached to the cover of the pocket-book, said hook passing through a recess of the book in front of the recess of the barrel to the interior of the latter, so as to be locked by the spring-pressed slide-piece of the same.

In the accompanying drawings, Figure 1 represents a front view of my improved pocket-book shown in closed position. Fig. 2 is a vertical section through the spring-barrel of the same; and Fig. 3 is an end view of the book, partly in vertical transverse section.

Similar letters of reference indicate corresponding parts.

A in the drawings represents a pocket-book of any approved construction, which is provided at the lower or bottom part of the same, below the interior pockets of the book, with a spring-barrel, B. The spring-barrel B extends longitudinally through the book, and is provided at its central part with a recess, *a*, and at one end with a spring-actuated slide-piece, *b*, which is recessed back of the recess of the barrel, as customary in spring-barrels of this class, generally employed on the top of pocket-book frames. The lower part of the book A, in front of the recessed portion of the barrel B, is recessed or perforated, as shown in Fig.

2, so as to admit the entrance of a fixed hook, C, which is attached to the cover or closing-flap D of the book, the cover being of sufficient size to extend over the front of the book to the bottom part of the same, so that the hook is adapted to enter through the perforation of the book into the recesses of the barrel and locking slide-piece and be locked securely thereto. Whenever it is desired to unlock the book pressure is exerted by the fingers upon the spring-actuated slide-piece of the barrel, whereby the hook of the cover is released and thrown into open position by the natural spring of the book, by the action of one hand only, without the assistance of the other hand. It is closed by returning the cover over the book and pressing the hook through the perforation of the book into the spring-barrel, so as to be engaged by the locking slide-piece of the same. The book is of special convenience to ladies, as they can easily open or close it by one hand, even with gloves on, which is not possible with the pocket-books heretofore in use.

Having thus described my invention, I claim as new and desire to secure by Letters Patent—

In a pocket-book, the combination, with the body A, of a recessed barrel, B, having a spring-actuated slide-piece, *b*, the barrel being arranged near the bottom of the body, and of a locking-hook, C, secured to the cover and adapted to pass through a recess or perforation of the body A in front of the recess of the barrel into the latter, so as to be locked or released by the slide-piece of the barrel, substantially as set forth.

In testimony that I claim the foregoing as my invention I have signed my name in presence of two subscribing witnesses.

HERM. WALTHER.

Witnesses:

PAUL GOEPEL,  
CARL KARP.