

(Model.)

C. BEISER.
PAPER AND OTHER BOXES.

No. 254,592.

Patented Mar. 7, 1882.

Fig. 1

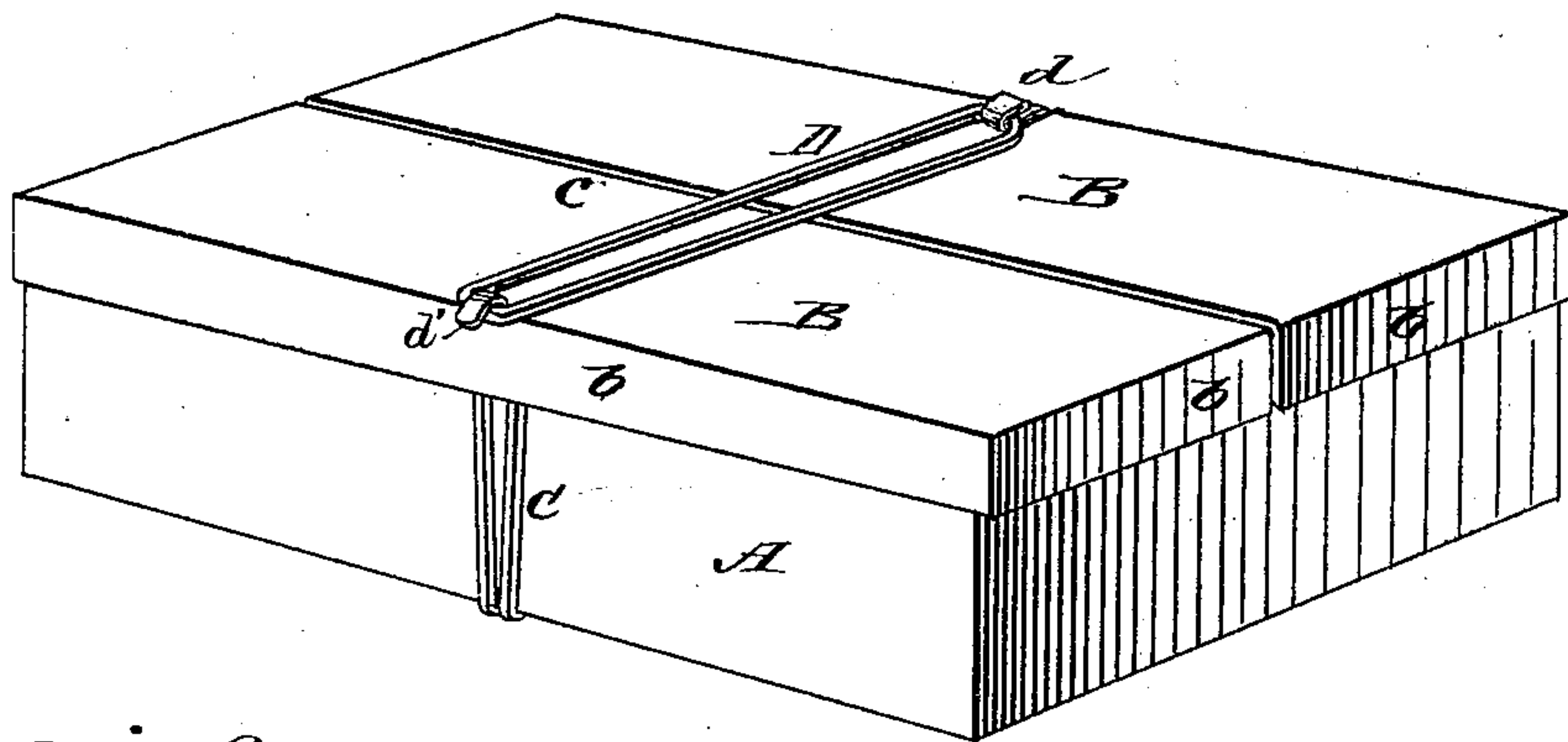


Fig. 2.

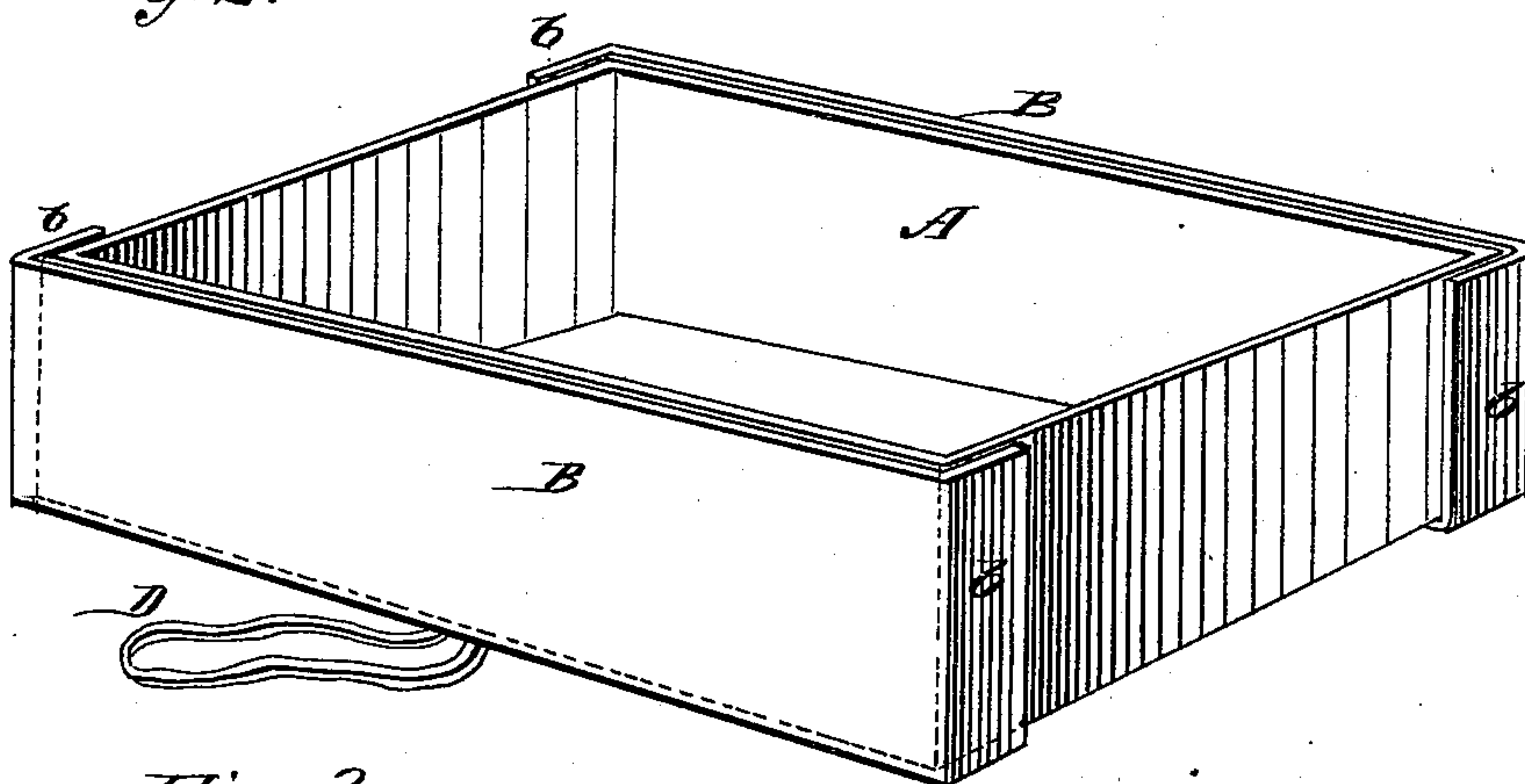


Fig. 3.

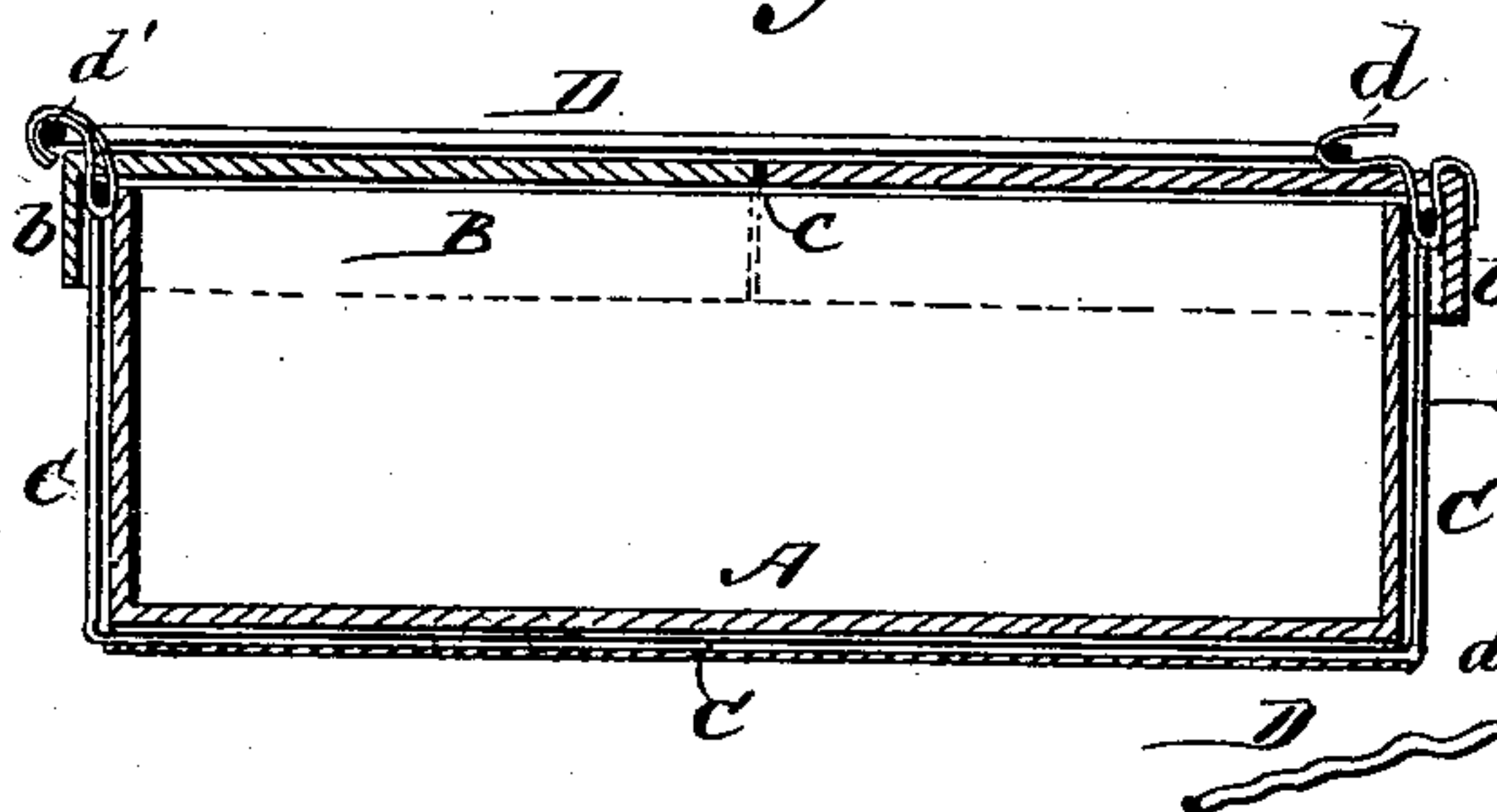



Fig. 4.



WITNESSES:

Francis McArde,
C. Sedgwick

INVENTOR:

C. Beiser
BY *Munn & Co.*
ATTORNEYS.

UNITED STATES PATENT OFFICE.

CHARLES BEISER, OF TOLEDO, OHIO.

PAPER AND OTHER BOXES.

SPECIFICATION forming part of Letters Patent No. 254,592, dated March 7, 1882.

Application filed January 11, 1882. (Model.)

To all whom it may concern:

Be it known that I, CHARLES BEISER, of Toledo, in the county of Lucas and State of Ohio, have invented certain new and useful Improvements in Paper and other Boxes, of which the following is a full, clear, and exact description.

Reference is to be had to the accompanying drawings, forming part of this specification, in which similar letters of reference indicate corresponding parts in all the figures.

This invention more particularly relates to paper boxes of parallelogrammic shape, either oblong or square; but it is not necessarily restricted to boxes made of paper, as other material might be used in the composition of the box; nor is it restricted to any particular size or shape of box, or use for which the latter is designed; but it will be found especially useful in its application to paper boxes for containing and displaying sundry articles of merchandise in stores or elsewhere.

The invention consists in a box provided with a two-part or divided slip-lid, and in certain elastic connections of the divided lid with the body of the box, and of the lid-sections with each other, whereby the lid-sections are attached to the body and are automatically opened when the elastic connection uniting them is released, and numerous other advantages are obtained.

Figure 1 of the drawings represents a view, in perspective, of a paper box constructed in accordance with my invention, and as closed by its lid or cover; Fig. 2, a like view of said box when open; Fig. 3, a transverse vertical section of the box closed, and Fig. 4 a like view of the box in its open condition.

A represents the body of the box, which is here shown of an oblong shape.

B B is its lid or cover, which is a slip one, and is formed with the usual flanges, *b b*, that fit over the sides and ends of the box-body; but it differs from the usual slip-lid in being divided longitudinally, preferably at its center, as shown at *c* in Figs. 1 and 3, into two parts. Each of these parts B is secured internally at its sides to the bottom of the body of the box by one or more elastic bands or connections, C, arranged to pass under said bottom, and the two parts of the lid, when closed on the body, are united by an elastic strap or band, D, attached permanently at its one end to the one

lid part B, at or near its side, and engaging at its other end with a hook or projection, *d*, at or near the side of the other lid part B. If desired, instead of said strap being permanently attached at its one end, it may engage with buttons or hooks at both ends of the two lid parts; but it is preferred to permanently attach it at one end, and to provide merely for its ready detachment at its other end, as shown in the drawings, so that it will remain an appendage to the box-lid when the latter is opened. With the box and its lid thus constructed and provided the two-part or divided lid is united and held closed on the body A by simply engaging the detachable end of the elastic strap D with the hooks *d d'* after the two lid parts B B are in closing position, as seen in Figs. 1 and 3. This strap D, which draws the two parts of the lid together and serves as a handle to carry the box by when closed, operates, in conjunction with the elastic connection C, to keep the lid in its place on the box. The elastic connection C performs several important functions. Thus it not only serves to draw or keep the lid down on the box when closed, and to attach the lid parts of the box to the body thereof when opened, so that the lid cannot be lost or separated from the box, but it provides by its elasticity for the automatic opening of the box on releasing the detachable end of the strap D, and assists indirectly in the closing of the box on releasing hold of the lid.

The two lid parts B B open against the sides of the box, as shown in Figs. 2 and 4, and thus are out of the way, but not detached from the box, and they are held in their open position against the sides of the box by the elastic connection C, which consequently performs a still further function. As by the pull of the elastic connection C the lid parts B B have a tendency to fly open to their lateral position relatively with the body A, on releasing the strap D from the hook *d* the box is quickly uncovered, and by simply pulling apart the lid parts B B to any desired extent its contents are exposed to view without taking off or detaching the lid; and when the box is closed and the strap D engaged with the hook *d* the contents of the box cannot be spilled, or its lid become detached in the turning of the box upside down, endwise, or in any other direction.

The sectional construction of the lid materially assists in the quick uncovering of the box, as the opening movement is divided by or between the two lid parts.

- 5 The elastic appendages C and D may be attached to their respective parts of the box and its lid by metallic tags or otherwise.

Having thus fully described my invention, what I claim as new, and desire to secure by
10 Letters Patent, is—

1. The combination, with the box-body A, of the lid-sections B B, having respectively the hooks *d d'* and the elastic band D, as and for the purpose specified.

- 15 2. A paper or other box the body of which has combined with it a slip lid or cover formed of two halves or sections arranged to meet intermediately over said body, and united or drawn together by an elastic strap or band at-
20 tached to the lid-sections, and arranged over or outside of said lid and capable of detachment from either of said sections when required to uncover the box, essentially as described, and whereby said strap or band also
25 serves as a handle for the box.

3. The combination, with the body A of the box and its two-part slip lid or cover B B, of one or more elastic connections, C, secured to the lid parts on opposite sides of the box, and uniting said lid parts or sections with the bot- 30
tom or lower portion of the box, whereby the lid-sections are made self-opening, and are retained against the sides of the box when the latter is uncovered, substantially as specified.

4. The combination, with the body A of the box, of the two-part slip lid or cover B B, the elastic strap or band D, applied to said lid to hold said sections together, and to provide for their separation when required, and one or 35
more elastic connections, C, uniting the two sections of the divided lid on opposite sides of the box with the body thereof, essentially as and for the purpose or purposes herein set forth. 40

CHARLES BEISER.

Witnesses:

JOSEPH FLURY,
CHARLES C. MELLERD.