

(No Model.)

F. A. SMITH, Jr.
BUTTON FASTENER.

No. 253,637.

Patented Feb. 14, 1882.

Fig. 1.




Fig. 2.

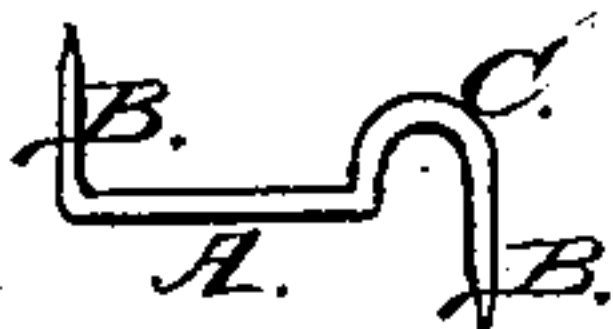


Fig. 3.

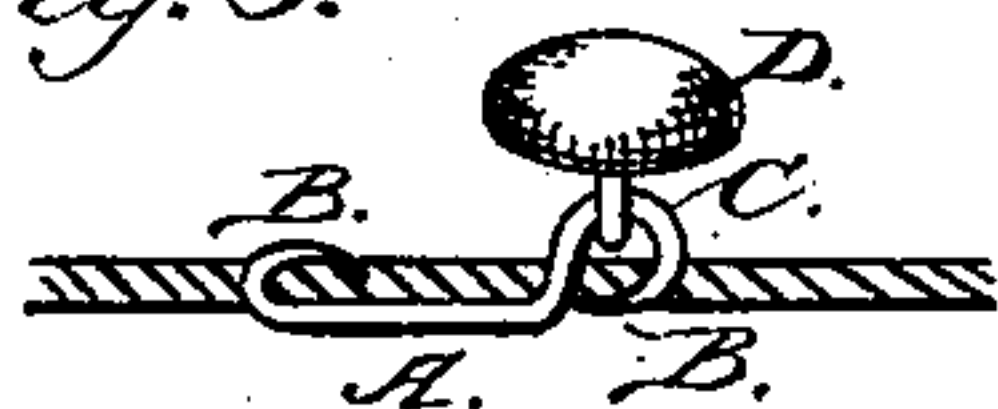
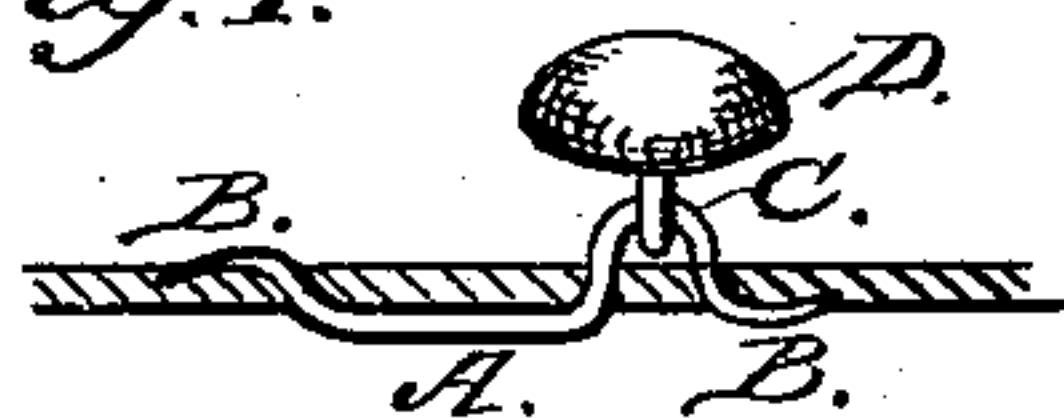


Fig. 4.



WITNESSES

Henry W. Williams
H. A. Jones

INVENTOR

Franklin A. Smith Jr.
By Parker & Sweet, Jr.
ATTORNEYS.

UNITED STATES PATENT OFFICE.

FRANKLIN A. SMITH, JR., OF PROVIDENCE, RHODE ISLAND, ASSIGNOR TO
THE HEATON BUTTON FASTENER COMPANY, OF SAME PLACE.

BUTTON-FASTENER.

SPECIFICATION forming part of Letters Patent No. 253,637, dated February 14, 1882.

Application filed December 13, 1881. (No model.)

To all whom it may concern:

Be it known that I, FRANKLIN A. SMITH, Jr., a citizen of the United States, residing at Providence, in the county of Providence and State of Rhode Island, have invented certain new and useful Improvements in Button-Fasteners; and I do declare the following to be a full, clear, and exact description of the invention, such as will enable others skilled in the art to which it appertains to make and use the same, reference being had to the accompanying drawings, and to the letters and figures of reference marked thereon, which form a part of this specification.

My invention relates to improvements in that class of button-fasteners in which is provided a loop or neck for the reception of the eye or shank of the button, and also with fastening-prongs for attaching the same to any desired article of wearing-apparel; and my present improvements consist of a fastener formed of a strip of sheet metal or of round or half-round wire in such a manner as to provide a central table, one end whereof is provided with a loop or neck terminating in a sharp prong projecting downward, while the opposite end of said table is provided with a similar prong projecting upward and at right angles thereto, all as will be hereinafter more fully described, and pointed out in the claim.

In the drawings, Figure 1 represents a side view of my complete fastener as attached to the eye or shank of a button; Fig. 2, a similar view with the button removed; and Figs. 3 and 4 represent the button and fastener applied to a fabric.

Similar letters of reference indicate corresponding parts in the several figures.

In carrying out my invention the complete fastening device is formed of a strip of sheet metal or of round or half-round wire, so as to

provide a central table, A, one end whereof is bent up so as to form a neck or loop, C, terminating in a downwardly-projecting prong, B, while the opposite end of said table is provided with a similar prong bent upwardly and at right angles to the same. These prongs may be either blunt or lancet pointed at their ends, according to the nature of the fabric or material to which they are to be secured.

In the operation of my invention the prong B, at the base of the neck or staple C, is passed up through an opening in the fabric and through the eye or shank of the button, and thence down through the material again to the under surface of the same, while the prong on the opposite end of the fastener projects up through the material, as fully shown in the drawings. The projecting ends of the prongs B B are then bent back by a suitable instrument into the material, either facing each other or projecting in opposite directions, as fully shown in Figs. 3 and 4, while the table A lies snug and flat against the under surface of the material, presenting a smooth surface to prevent chafing or hurting the flesh of the wearer.

Having thus described my invention, I claim as new and useful—

A button-fastener formed as described, and composed of the intermediate table, A, one end whereof is bent up to form a loop or staple, C, terminating in a downwardly-projecting prong, B, and the opposite end provided with a similar prong bent upward and at right angles to the said plate A, substantially as and for the purpose specified.

In testimony whereof I affix my signature in presence of two witnesses.

FRANKLIN AUGUSTUS SMITH, JR.

Witnesses:

GEO. W. PRENTICE,
E. FISHER.