

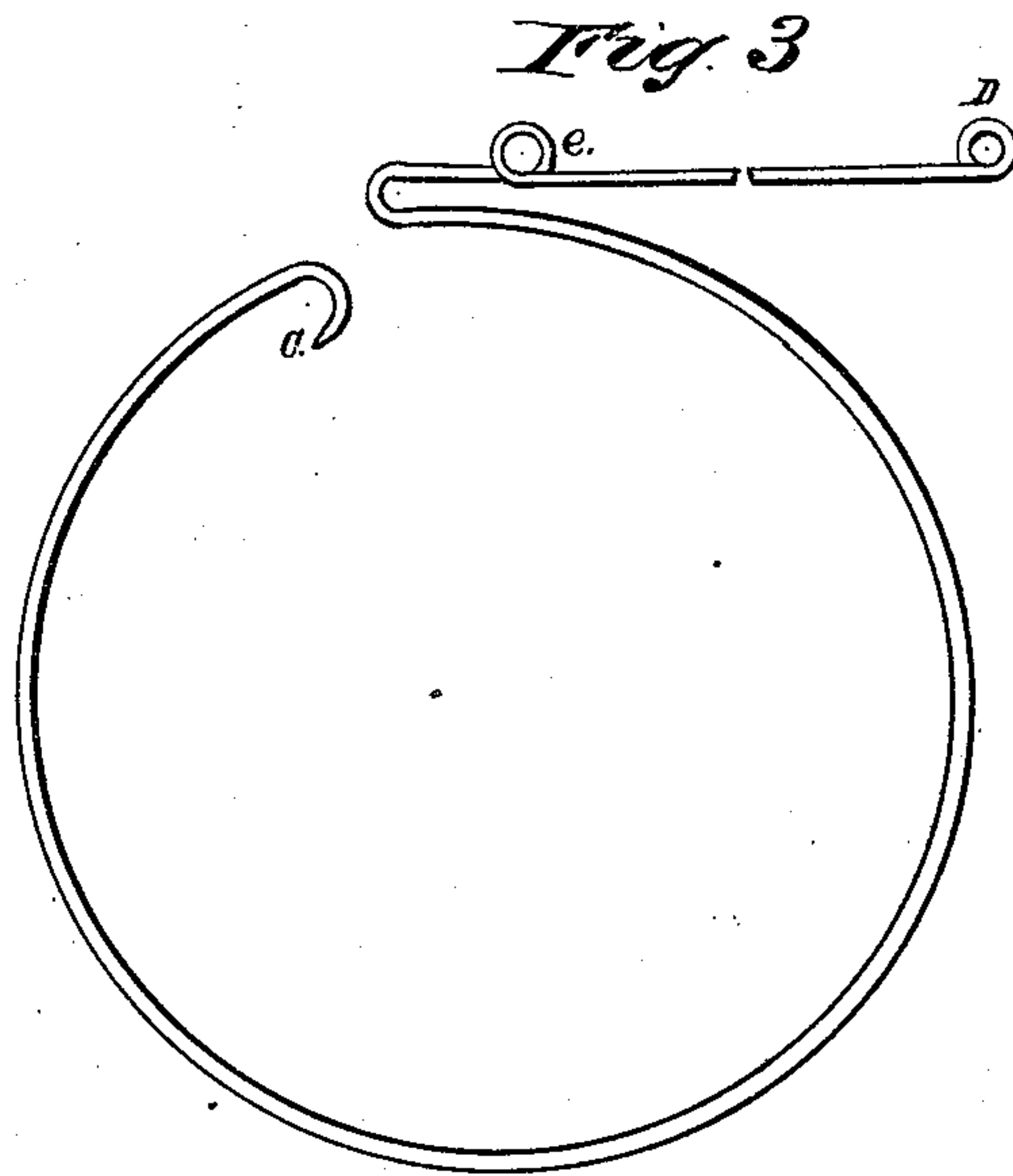
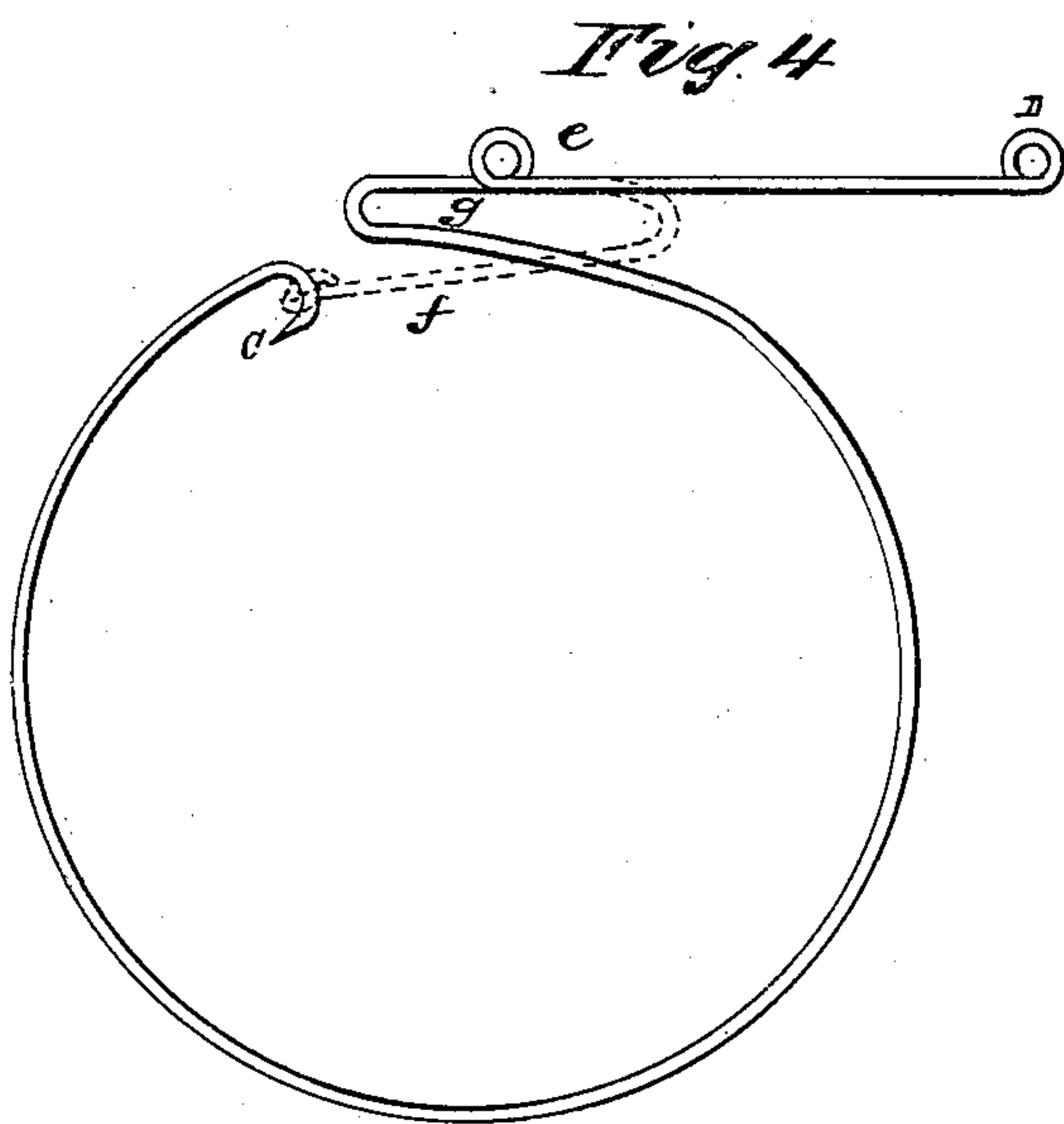
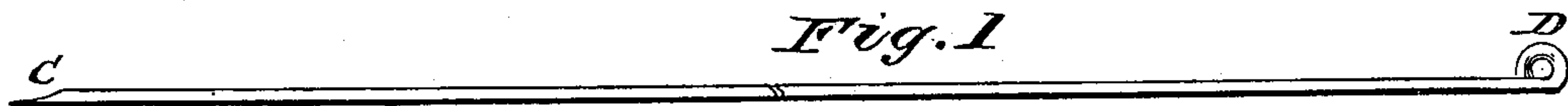
(No Model.)

2 Sheets—Sheet 1.

E. BOURNE.  
SPORTSMAN'S GAME RING.

No. 253,501.

Patented Feb. 14, 1882.



WITNESSES

*Wm. G. Dietrich*  
*P. C. Dietrich*

By his Attorney

*J. L. Johnston*

INVENTOR

*Edward Bourne*

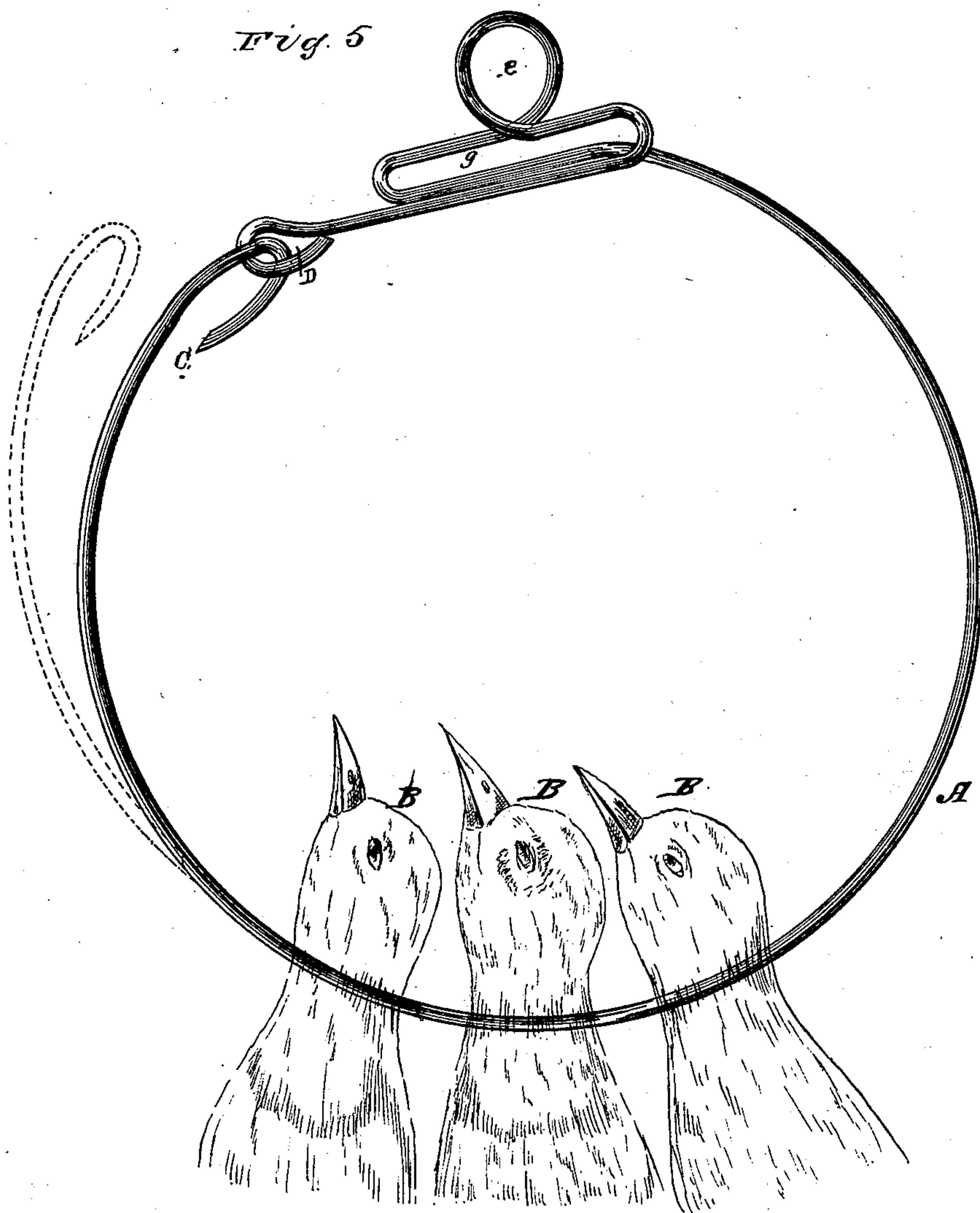
(No Model.)

2 Sheets—Sheet 2.

E. BOURNE.  
SPORTSMAN'S GAME RING.

No. 253,501.

Patented Feb. 14, 1882.



WITNESSES

*Ad. G. Dietrich*  
*F. C. Dietrich*

By his Attorney

*J. L. Johnson*

INVENTOR

*Edward Bourne*

# UNITED STATES PATENT OFFICE.

EDWARD BOURNE, OF ALLEGHENY, PENNSYLVANIA.

## SPORTSMAN'S GAME-RING.

SPECIFICATION forming part of Letters Patent No. 253,501, dated February 14, 1882.

Application filed May 14, 1881. (No model.)

*To all whom it may concern:*

Be it known that I, EDWARD BOURNE, of Allegheny, in the county of Allegheny and State of Pennsylvania, have invented a new and useful Improvement in Sportsmen's Game-Rings; and I do hereby declare that the following is a full and exact description thereof, reference being had to the accompanying drawings, and to the letters of reference marked thereon.

My invention relates to certain new and useful improvements in sportsmen's game-rings; and the invention consists in constructing said ring from a single piece of wire bent to form a circular ring and eye for suspending said ring, an opening for the reception of a shoulder-strap, a loop, and a pointed end bent to form an open loop or hooked end to engage said loop, all as will be hereinafter fully described.

To enable others skilled in the art with which my invention is most nearly connected to make and use it, I will proceed to describe its construction and operation.

In the accompanying drawings, which form part of this specification, A represents my improvement in game-ring, on which are suspended three birds, B. The ring A is constructed of a single piece of wire in the following manner: I take a piece of wire of suitable diameter and length, and point one end of it, as at C, and form a ring on the other end of it, as at D. (Shown in Figure 1.) I then form a

hook of the pointed end C, and an eye, *e*, for suspending said ring, as shown in Fig. 2. The wire is then bent into the form shown in Fig. 3, after which the end D of the wire is bent into the form indicated by the dotted lines *f* in Fig. 4, thereby forming the opening *g* for the reception of a shoulder-strap for carrying the ring. The sharp hooked end C hooks into the ring or loop D, as shown in Fig. 5, and thereby forms a lock for holding up the end C of the ring A in juxtaposition with relation to the other parts of the ring. The pointed end C is inserted in the neck of the bird, which is then forced around on the ring, as shown in Fig. 5.

By constructing game-rings of a single piece of wire, as hereinbefore described, said rings can be manufactured cheaply and with great facility.

Having thus described my improvement, what I claim as my invention, and desire to secure by Letters Patent, is—

The herein-described sportsman's game-ring, constructed from a single piece of wire bent to form a circular ring, A, an eye, *e*, for suspending said ring, an opening, *g*, for the reception of a shoulder-strap, a loop, D, and a pointed end, C, bent to form an open loop or hooked end to engage said loop D, as specified.

E. BOURNE.

Witnesses:

A. C. JOHNSTON,  
ALEX. S. H. JOHNSTON.