

(No Model.)

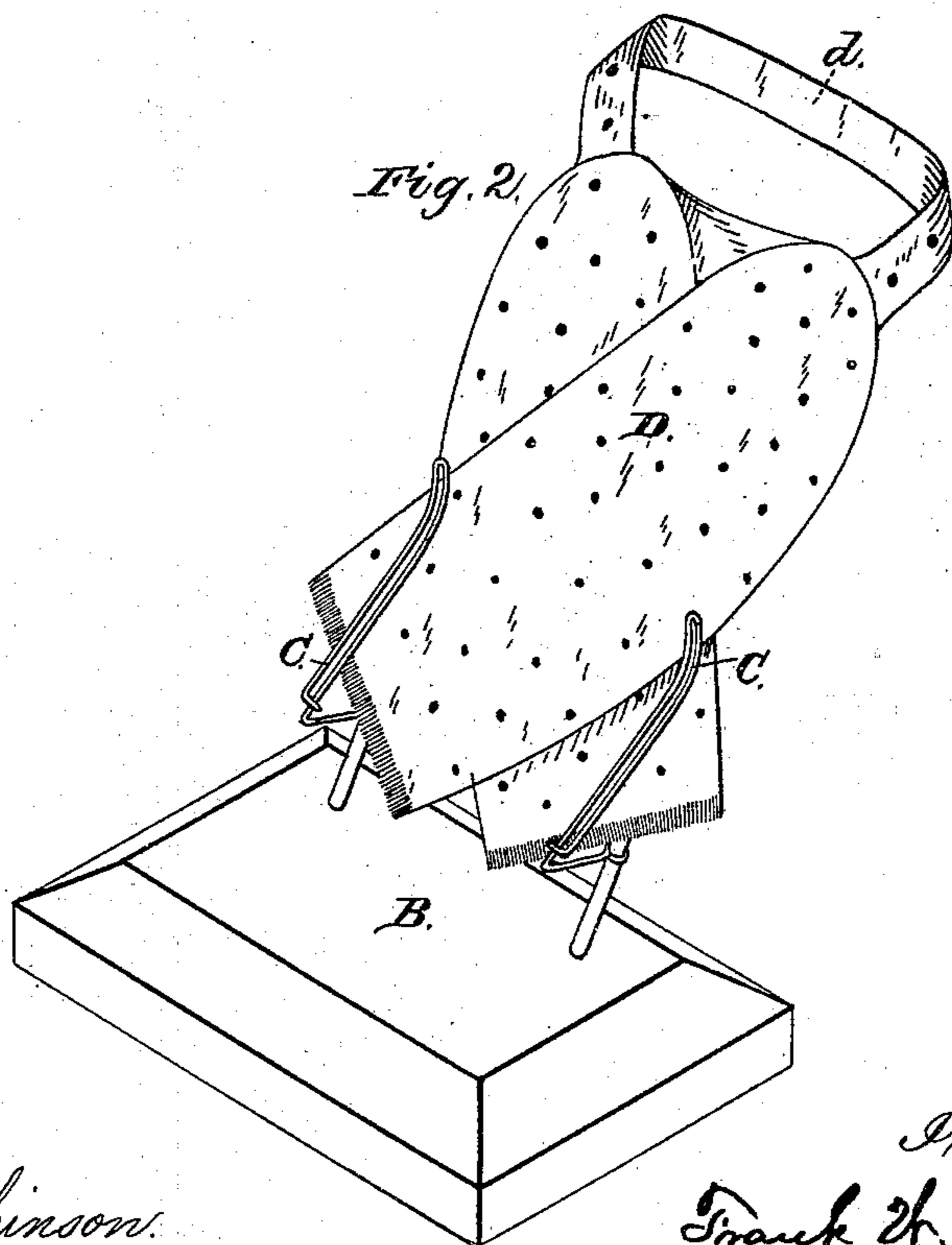
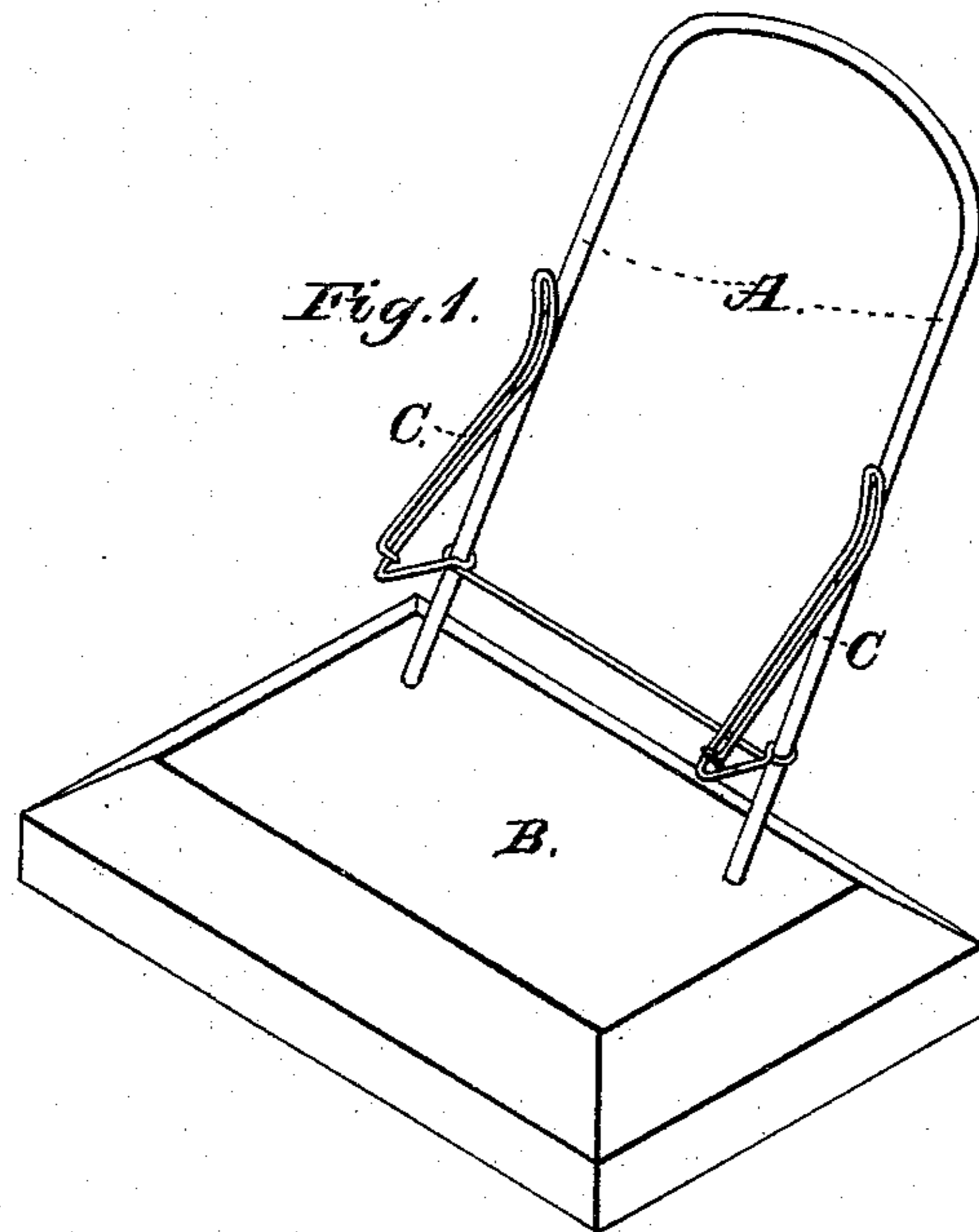
2 Sheets—Sheet 1.

F. W. COLLINS.

STAND FOR DISPLAYING SCARFS.

No. 252,190.

Patented Jan. 10, 1882.



Witnesses.

Jas. E. Hutchinson.
Henry C. Hazard.

Inventor.

Frank W. Collins, by
Geo. S. Prindle, his Att'y

(No Model.)

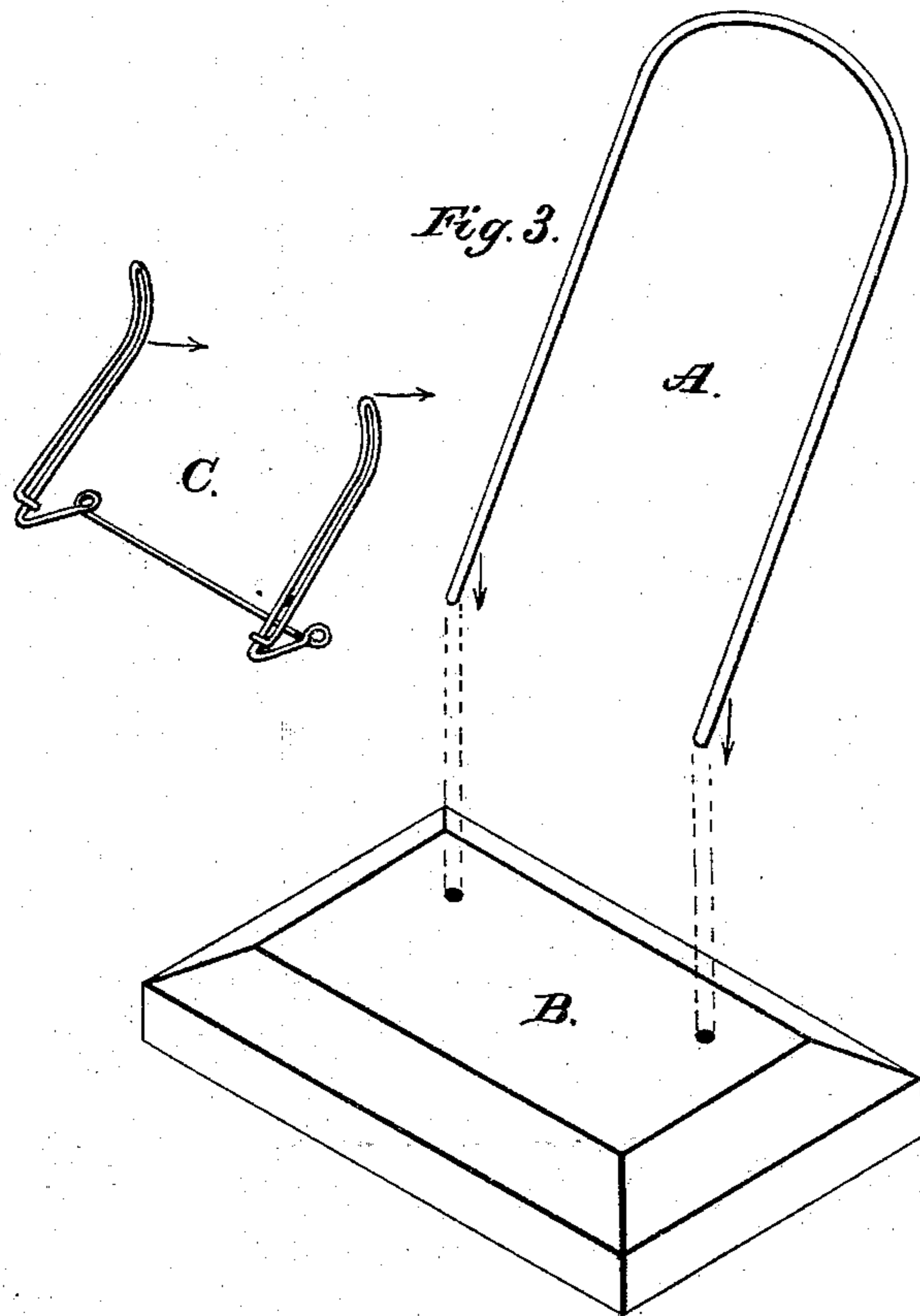
2 Sheets—Sheet 2.

F. W. COLLINS.

STAND FOR DISPLAYING SCARFS.

No. 252,190.

Patented Jan. 10, 1882.



Witnesses

Jas. E. Hutchinson
Henry C. Hazard

Inventor.

Frank W. Collins, by
Geo. S. Pindle, his Att'y

UNITED STATES PATENT OFFICE.

FRANK W. COLLINS, OF MORAVIA, NEW YORK.

STAND FOR DISPLAYING SCARFS.

SPECIFICATION forming part of Letters Patent No. 252,190, dated January 10, 1882.

Application filed June 25, 1881. (No model.)

To all whom it may concern:

Be it known that I, FRANK W. COLLINS, of Moravia, in the county of Cayuga, and in the State of New York, have invented certain new and useful Improvements in Stands for Displaying Scarfs; and I do hereby declare that the following is a full, clear, and exact description thereof, reference being had to the accompanying drawings, making a part of this specification, in which—

Figure 1 is a perspective view of my stand arranged for use in displaying one scarf. Fig. 2 is a like view of the same when in use, and Fig. 3 is a perspective view of the parts separated from each other and from the base.

Letters of like name and kind refer to like parts in each of the figures.

The design of my invention is to enable gentlemen's neckscarfs and other like articles to be supported in such manner as to display them to the best advantage for sale; and to this end it consists in the construction and combination of the supporting-frame and sliding clamp with each other and with a base, substantially as and for the purpose hereinafter specified.

In the annexed drawings, A represents the supporting-frame of my stand, constructed from wire in the form of an arch, and having its ends secured within a base, B, from which said frame extends upward at a slight inclination from a vertical line.

Fitted upon and sliding longitudinally over the frame A is a double clamp, C, constructed from a wire that is placed horizontally across the face of said frame, and then bent once around each standard of the same, is then extended horizontally forward about one-half inch, and then carried in a curve inward and upward against and then away from said stand-

ards, and is then doubled backward and carried downward to or near the lower outer angles of said clamp, where the ends of said wire are finally fastened. The arms of the clamp C bear against the standards of the frame A with sufficient force to confine between them any light flexible article, while said clamp is adapted to slide longitudinally upon said frame, so as to enable its vertical position to be varied at will.

The stand thus constructed is used as follows—viz: A scarf, D, is placed against the front side of the frame A with its band *d* extending around the upper end of the same, and its lower end confined between the clamp C and the standards of said frame, in which position said scarf is securely held without injury. The vertical adjustment of the clamp enables any length of scarf to be displayed.

If desired, a number of the stands described may be secured within one base, so as to permit the display of a number of scarfs at the same time, and to render more easy the placing in or removal from a show-case or window of such scarfs.

Having thus fully set forth the nature and merits of my invention, what I claim as new is—

The hereinbefore-described stands for displaying scarfs, consisting of the frame A, secured within the base B, and provided with the sliding clamp C, substantially as and for the purpose specified.

In testimony that I claim the foregoing I have hereunto set my hand this 22d day of June, 1881.

FRANK W. COLLINS.

Witnesses:

J. T. NOSTRANDT,
FRANK L. ADAMS.