

(Model.)

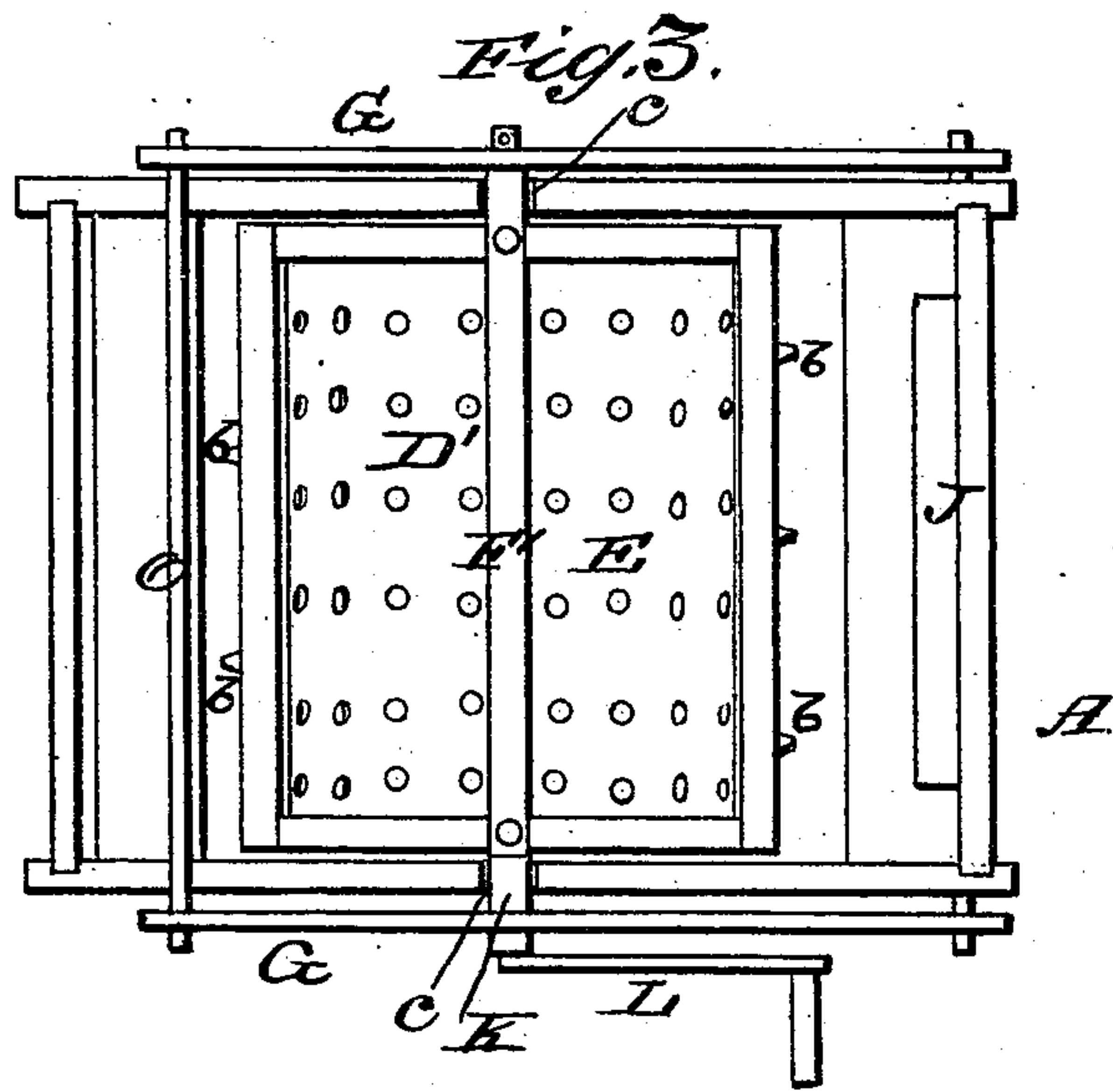
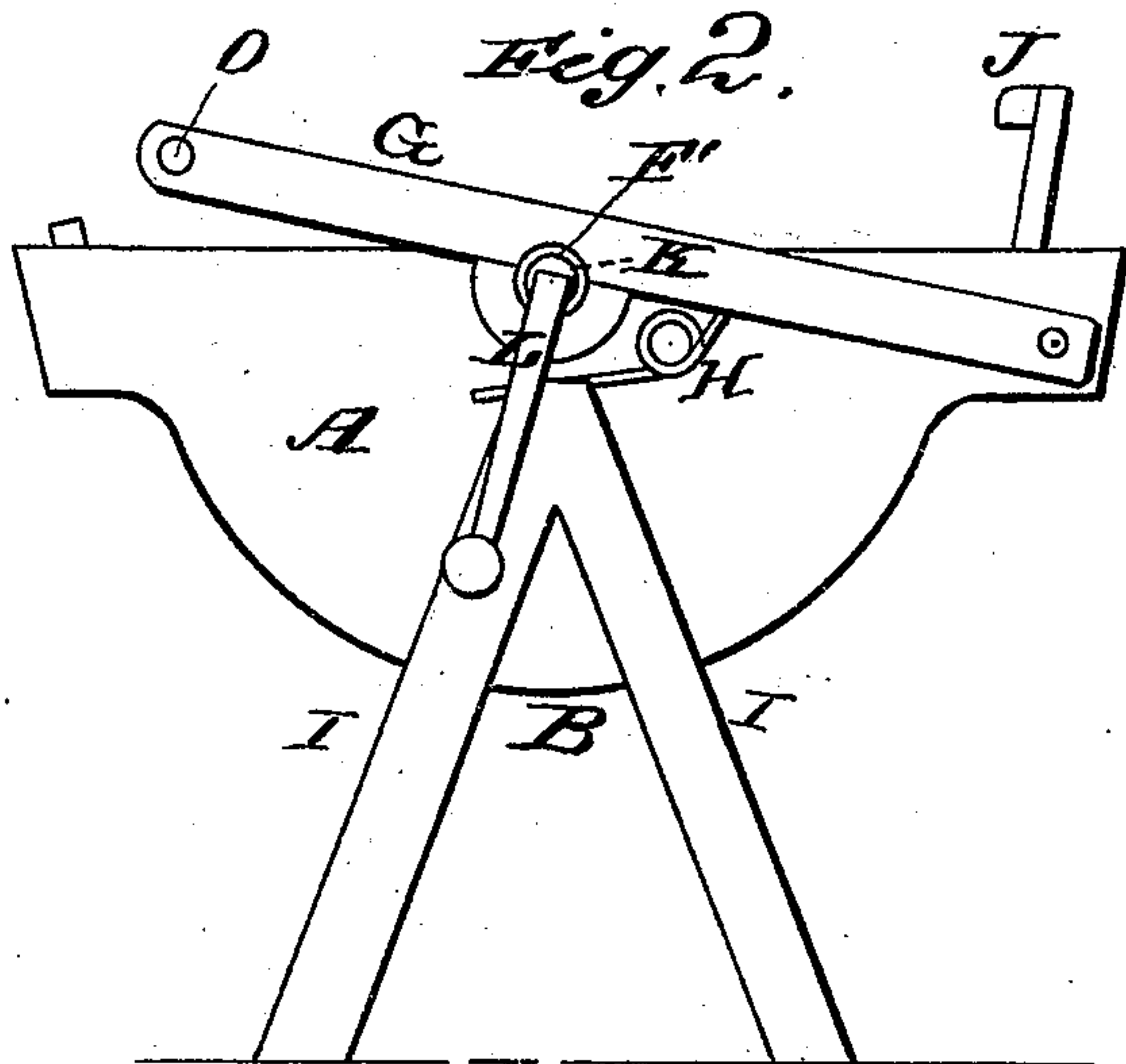
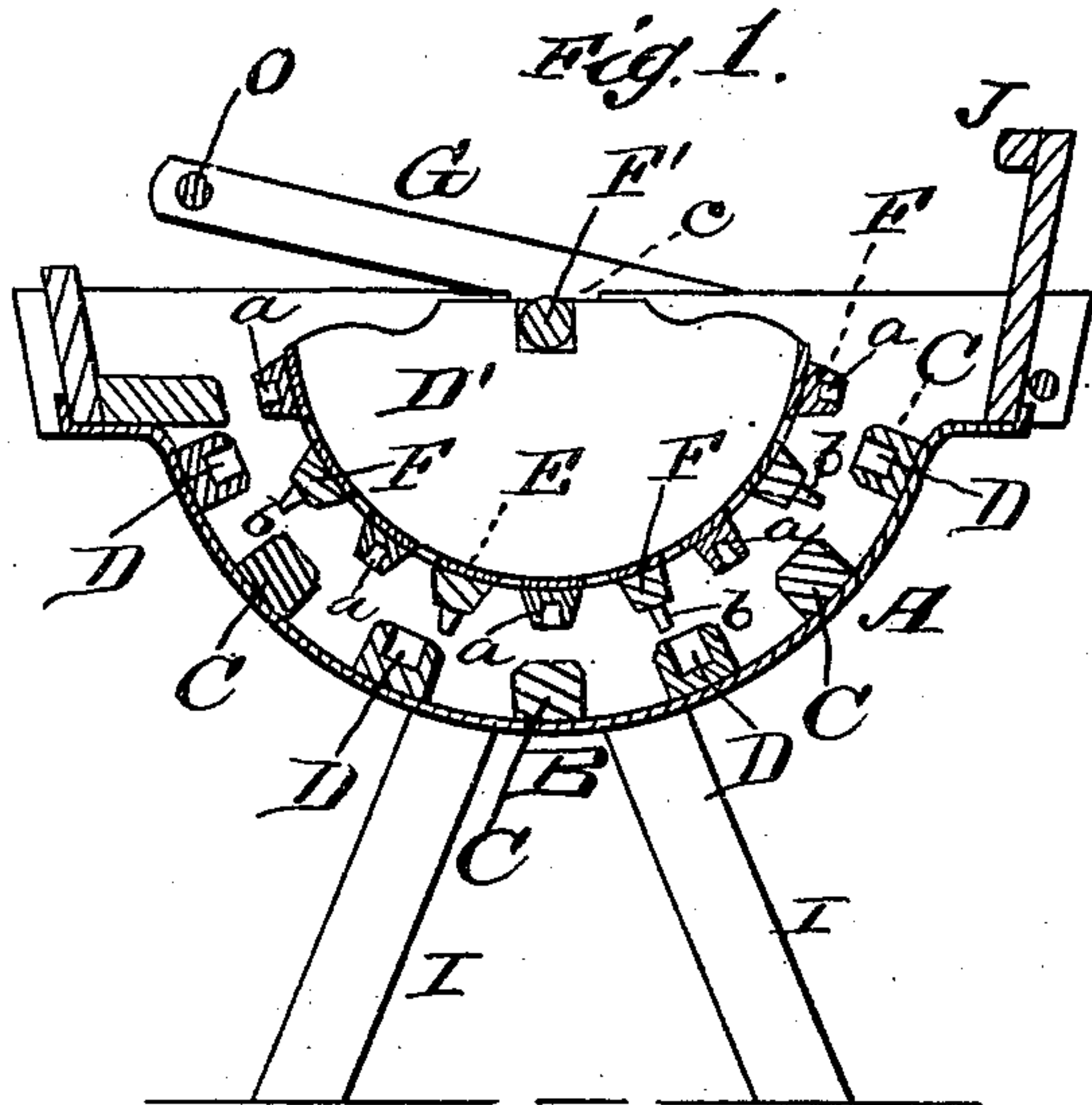
2 Sheets—Sheet 1.

J. T. GREENWOOD, Jr.

WASHING MACHINE.

No. 251,576.

Patented Dec. 27, 1881.



WITNESSES
E. H. Bates
Philip C. Cusasi

INVENTOR
John T. Greenwood, Jr.
by *Anderson & Smith*
Lis ATTORNEYS

(Model.)

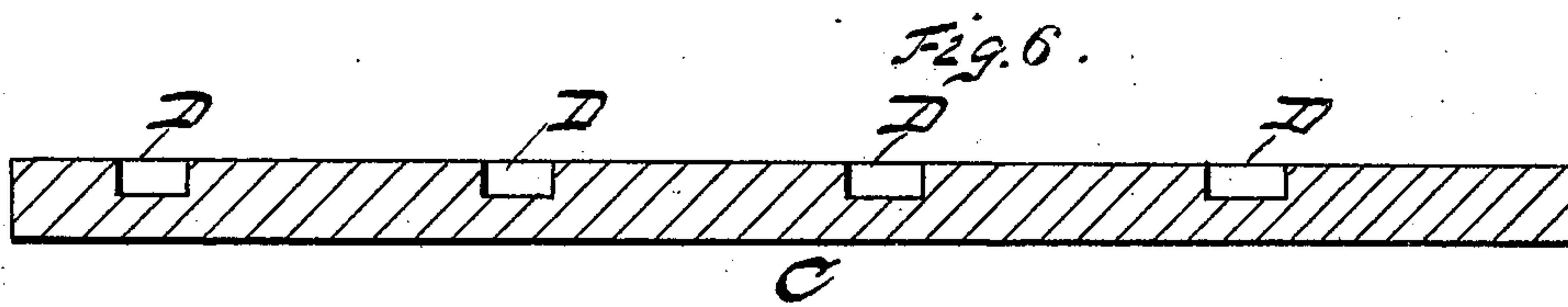
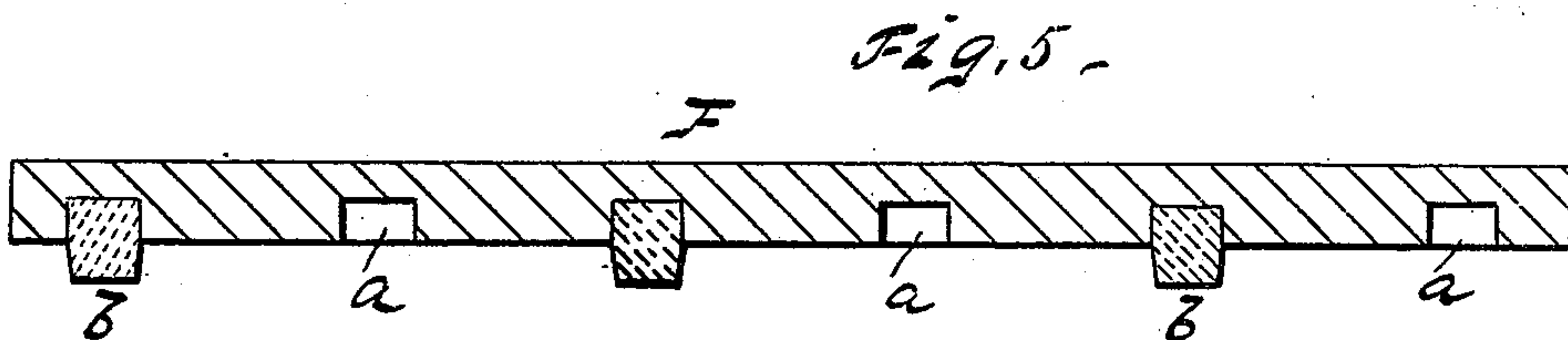
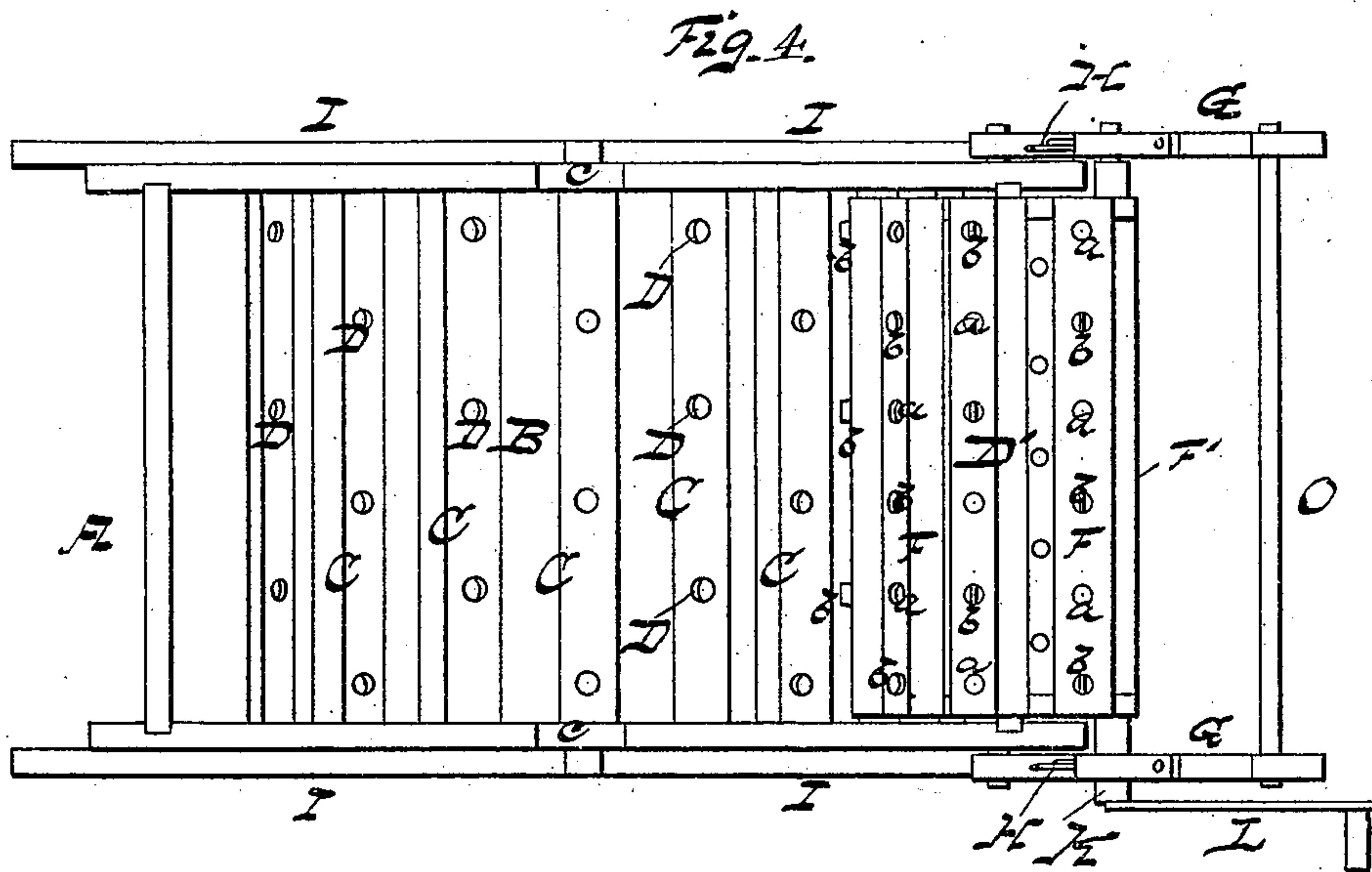
2 Sheets—Sheet 2.

J. T. GREENWOOD, Jr.

WASHING MACHINE.

No. 251,576.

Patented Dec. 27, 1881.



WITNESSES
E. A. Butler
James J. Sheehy

INVENTOR
John T. Greenwood Jr.
by Anderson & Smith
his ATTORNEYS

UNITED STATES PATENT OFFICE.

JOHN T. GREENWOOD, JR., OF BELOIT, WISCONSIN.

WASHING-MACHINE.

SPECIFICATION forming part of Letters Patent No. 251,576, dated December 27, 1881.

Application filed August 27, 1881. (Model.)

To all whom it may concern:

Be it known that I, JOHN T. GREENWOOD, Jr., a citizen of the United States, resident at Beloit, in the county of Rock and State of Wisconsin, have invented a new and valuable Improvement in Washing-Machines; and I do hereby declare that the following is a full, clear, and exact description of the construction and operation of the same, reference being had to the annexed drawings, making a part of this specification, and to the letters and figures of reference marked thereon.

Figure 1 of the drawings is a representation of a cross-section of my invention. Fig. 2 is an end view. Fig. 3 is a plan view. Fig. 4 is a plan view, and Figs. 5 and 6 are detail views, in section.

This invention has relation to washing machines; and it consists in the novel construction and arrangement of parts, as will be hereinafter fully described, and pointed out in the claim.

Referring by letter to the accompanying drawings, A designates the suds-box, having the concave bottom B, provided with transverse strips C of wood, having cups D made therein, as shown.

D' designates the rocker, concave in cross-section, and having a perforated bottom, E, of metal, and transverse strips F, having alternate cups *a* and rubber buttons or projections *b* in their under faces, secured to the end pieces of the rocker beneath the perforated bottom of the same, as shown. The rocker D' is secured to or supported from a transverse shaft, F', having bearings in the pivoted frame G. The end pieces of the suds-box are recessed at *c c* to permit the rocker to accommodate itself to the thickness of clothing between the bottom of the suds-box and the rocker.

The pivoted frame G is provided with springs H, extending from the under edges of its arms and resting upon the apices of the angular sup-

porting-legs I, as shown, to raise the frame when relieved from pressure at the forward end of the same. The rear end of the suds-box has a strip, J, on its inner face parallel with its top edge, which prevents the rocker, when turned up to remove or change the clothing in the suds-box, from passing over the rear end of the box, virtually locking it in an elevated position.

The suds-box is supplied with a sufficient quantity of water, the clothes placed therein, and the rocker let down from its elevated and locked position upon the clothes, and pressure exerted from the hand-bar O, and the crank operated to rock the rocker to and fro. When the pressure upon the hand-bar O is released the springs H raise the rocker from contact with the clothes.

To remove the clothes from the suds-box the rocker is turned up against the strip J and temporarily locked.

Having thus fully described my invention, what I claim as new, and desire to secure by Letters Patent, is—

In a washing-machine, the suds-box A, having the concave bottom provided with transverse strips C, having cups D in their upper faces, in combination with the rocker or reciprocating rubber D', having the perforated bottom E and transverse strips F, provided with alternating cups *a*, and rubber projections *b* in the under faces of said strips F, the latter being attached to the end pieces of the rocker, beneath the perforated bottom of the same, substantially as specified.

In testimony that I claim the above I have hereunto subscribed my name in the presence of two witnesses.

JOHN T. GREENWOOD, JR.

Witnesses:

IRA E. GOODALL,
ENOCH COFFIN.