

(No Model.)

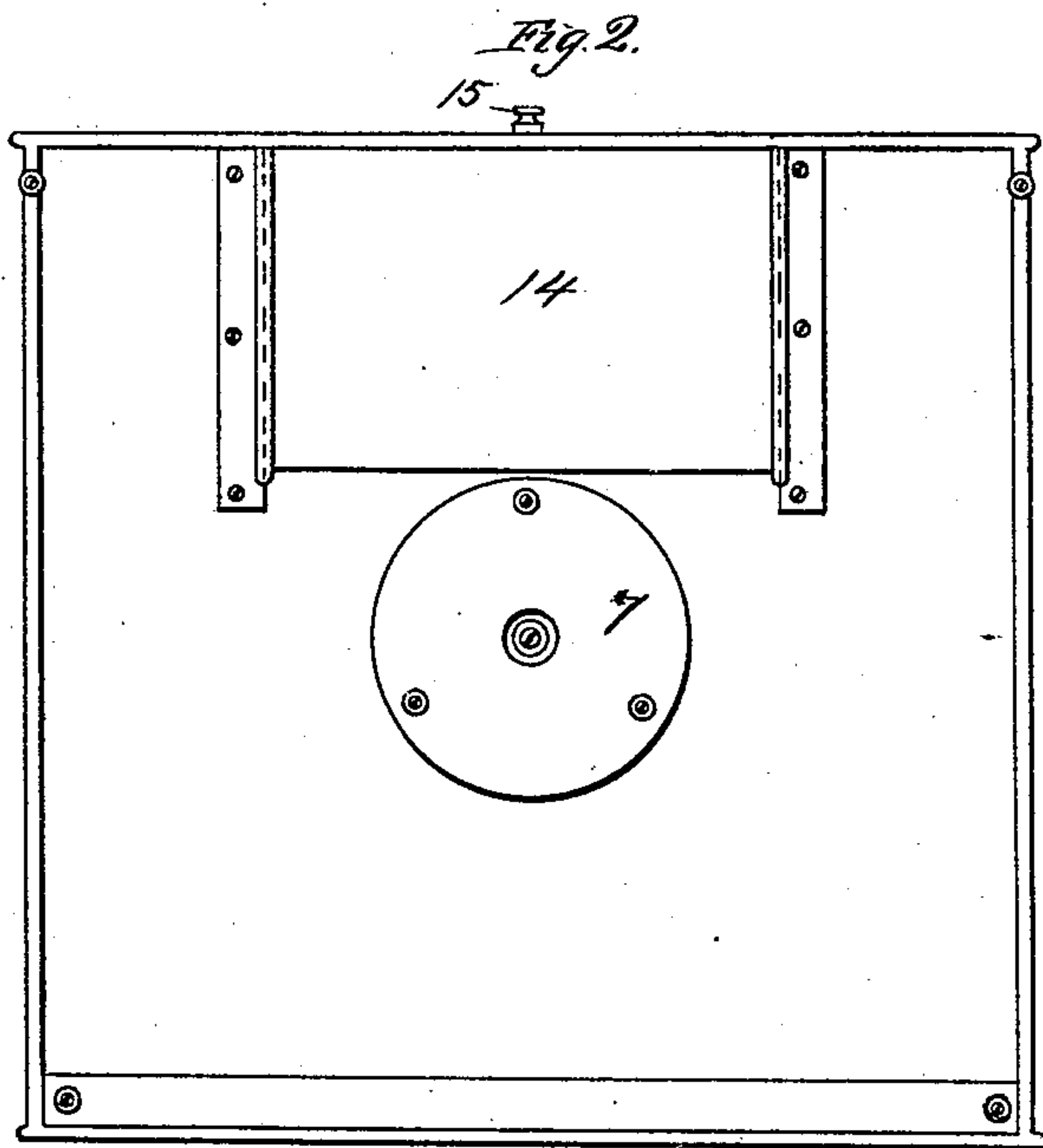
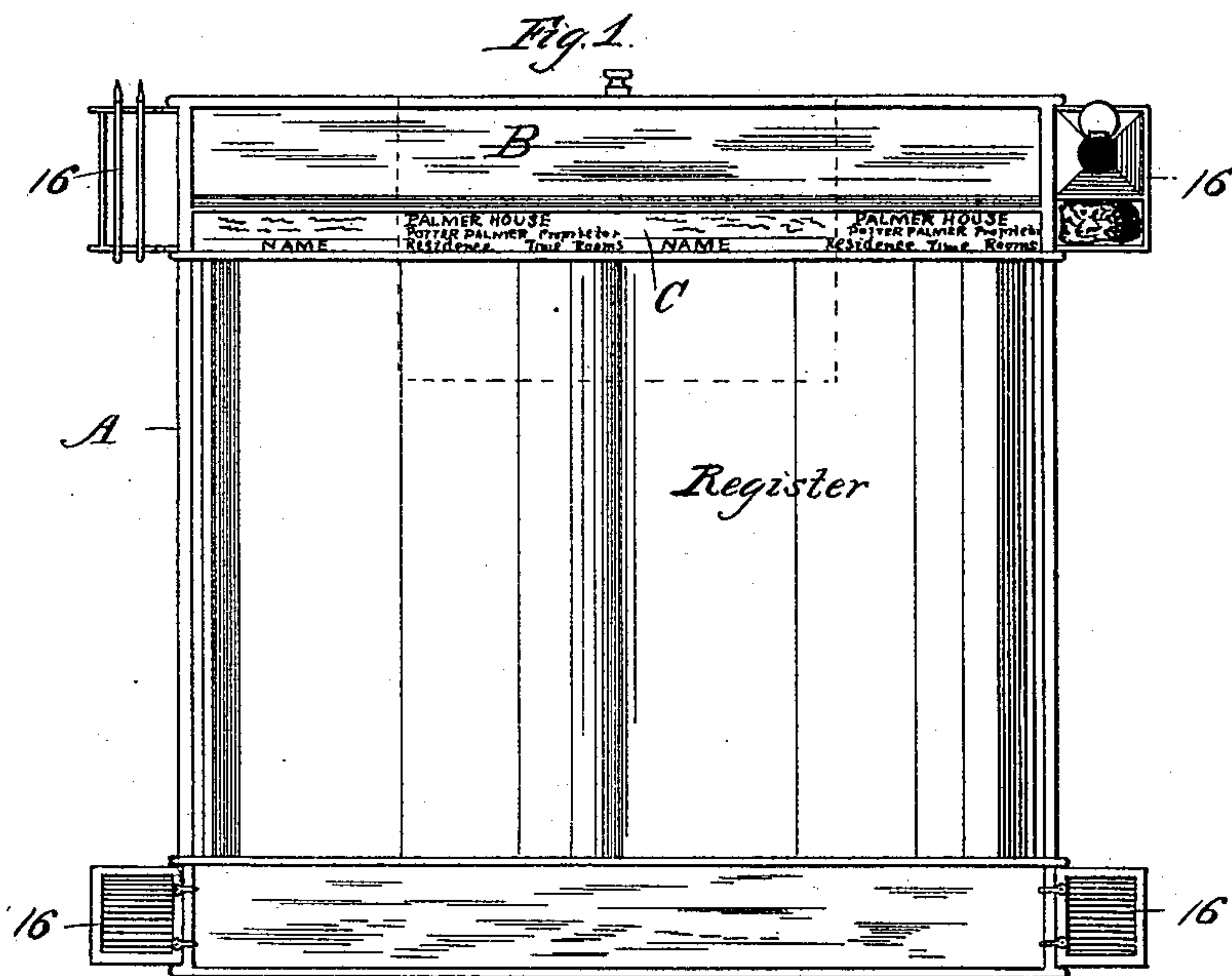
2 Sheets—Sheet 1.

J. E. PETERSON.

DESK FOR HOTEL REGISTERS.

No. 251,280.

Patented Dec. 20, 1881.



WITNESSES—  
F. B. Townsend  
L. A. Cuntz.

INVENTOR—  
John E. Peterson  
By G. B. Coupland & Co  
attys.

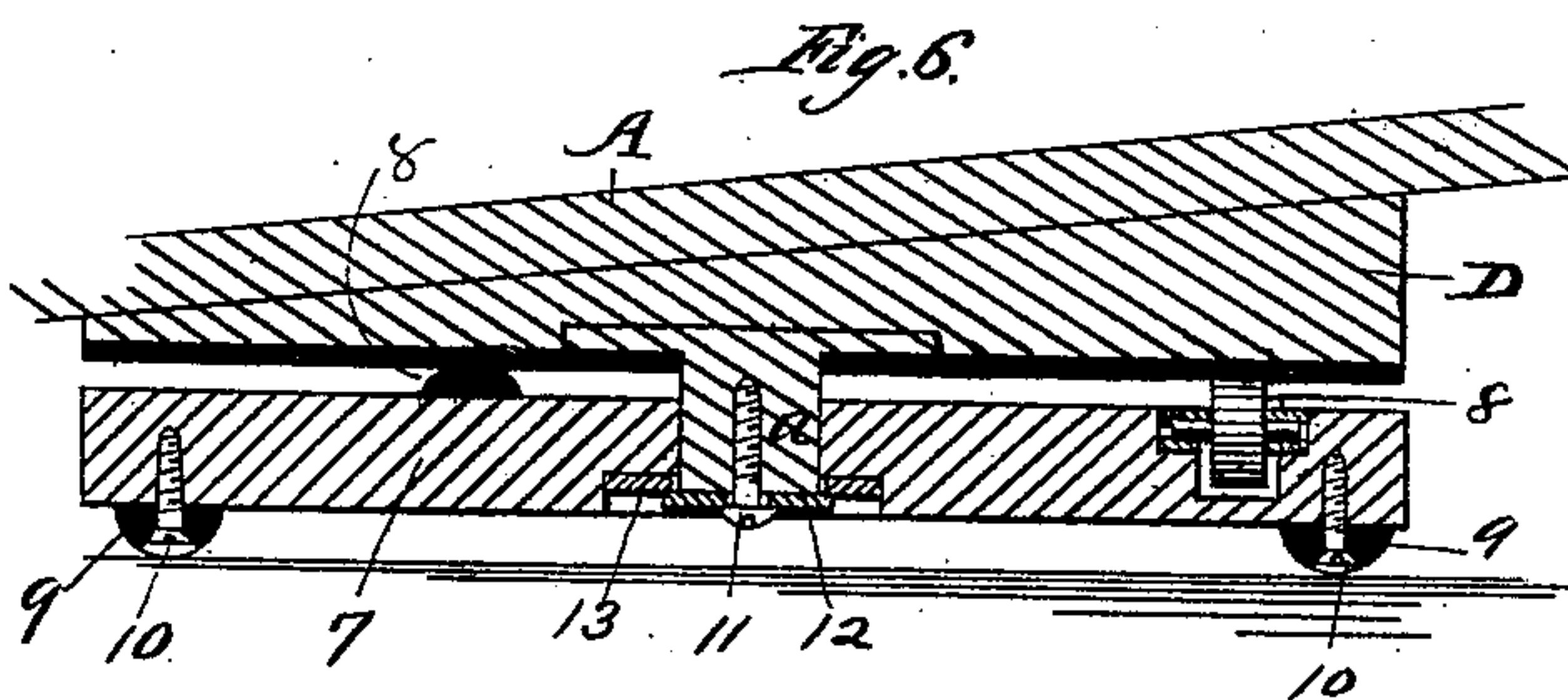
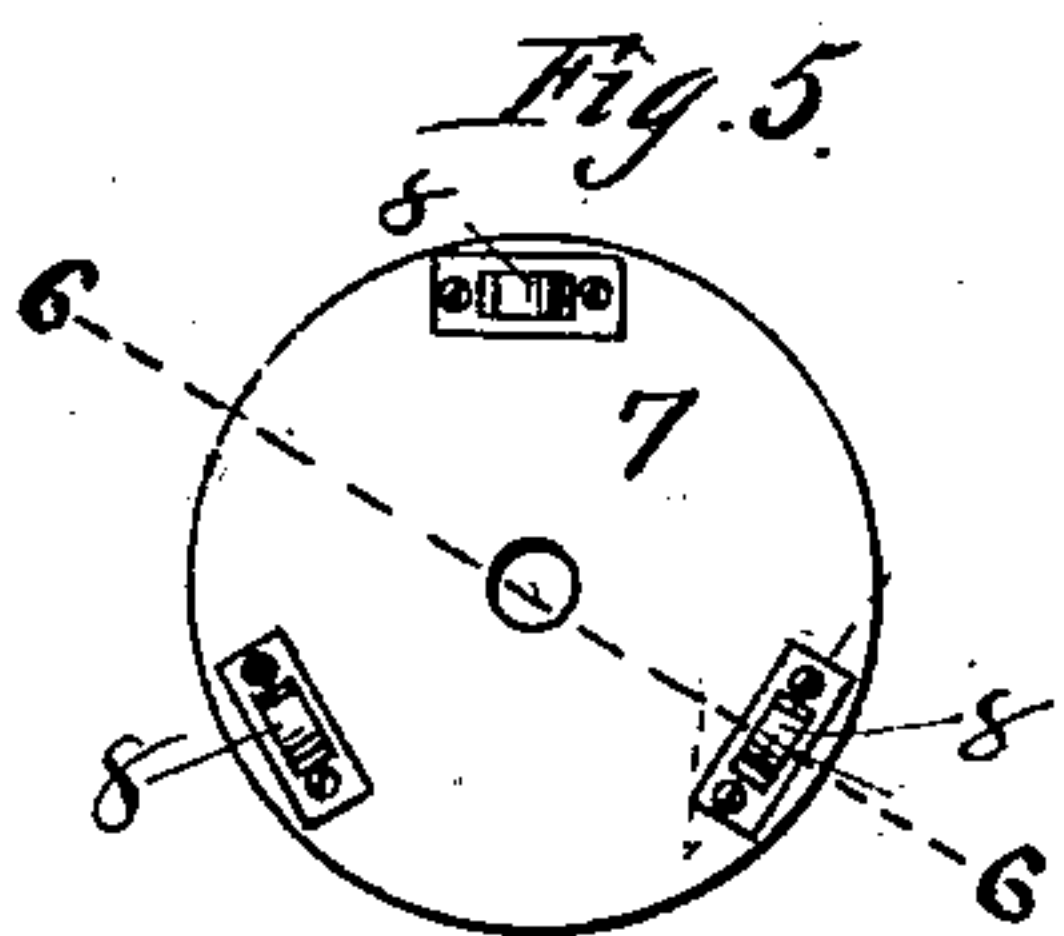
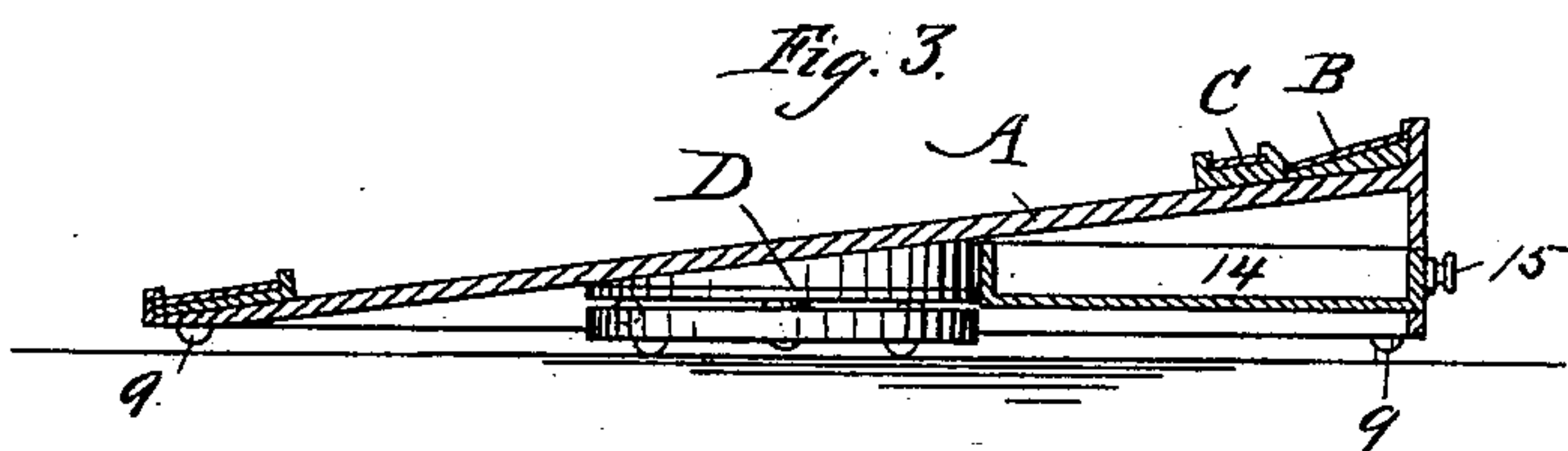
(No Model.)

2 Sheets—Sheet 2.

J. E. PETERSON.  
DESK FOR HOTEL REGISTERS.

No. 251,280.

Patented Dec. 20, 1881.



WITNESSES—

F. B. Townsend  
L. A. Bunting.

INVENTOR—

John E. Peterson  
By G. B. Coupland & Co.,  
attys.



# UNITED STATES PATENT OFFICE.

JOHN E. PETERSON, OF CHICAGO, ILLINOIS.

## DESK FOR HOTEL-REGISTERS.

SPECIFICATION forming part of Letters Patent No. 251,280, dated December 20, 1881.

Application filed April 5, 1881. (No model.)

*To all whom it may concern:*

Be it known that I, JOHN E. PETERSON, of Chicago, in the county of Cook and State of Illinois, have invented certain new and useful  
5 Improvements in Desks for Hotel-Registers; and I do hereby declare the following to be a full, clear, and exact description of the invention, that will enable others skilled in the art to which it appertains to construct and make  
10 use of the same, reference being had to the accompanying drawings, and to the letters and figures of reference marked thereon, forming a part of this specification.

This invention relates to an improvement in  
15 a revolving frame or desk for holding hotel-registers; and it consists of certain novel features in the construction and arrangement of the parts, as will be hereinafter more fully set forth in detail.

20 Figure 1 is a top or face view of my improved revolving desk; Fig. 2, the reverse or under side view of the same; Fig. 3, a vertical section. Fig. 4 is a transverse section through the mirror. Fig. 5 is a view of the upper side  
25 of the base; Fig. 6, an enlarged vertical section taken in the plane 6 6, Fig. 5.

Referring to the drawings, A represents the desk proper, B a mirror, and C the space provided for a permanent heading.

30 One of the essential features of this improvement is to provide a desk having a permanent heading, thereby dispensing with the necessity of having to print at the head of each page composing the register the name of the hotel,  
35 &c.

The permanent heading shown in Fig. 1 of the drawing supplies the miscellaneous matter required, and which hitherto had to be printed on each page of the register, thereby adding  
40 considerable to the cost of each register in the way of printing, all of which is saved by making use of a permanent heading, as herein shown.

The circular part D is attached to the under  
45 side of the desk A, and is provided with the downward projection *a*, which fits into a central aperture in the base 7.

Fig. 5 is a view of the upper side of the base 7, and shows the manner of attaching the rubber rollers 8 to the same. These rubber rollers project above the immediate surfaces of the base 7, as shown in Fig. 6 of the drawings, and forms a rest for the circular part D, and upon  
55 which the desk proper is made to revolve without noise, the base 7 remaining stationary.

The globular projections 9 are composed of rubber, and are placed underneath the base 7 and the corners of the frame for the purpose of preventing these parts from marring the counter or surface upon which the same may  
60 rest. These projections are attached by means of the screws 10, which should be countersunk, so as to be embedded in the rubber.

The desk A is attached to the base 7 by means of the tap-bolt 11, the washers 12 and 13 imparting durability to these parts. The washer  
65 13 is provided with an aperture sufficiently large to admit of its passing over the lower end of the projection *a*, and the washer 12 being placed between the head of the bolt 11 and the  
70 end of the projection *a*. This projection *a* serves as a pivot and retains the desk A in proper position relative to the base 7.

The drawer 14 provides a receptacle for paper, envelopes, &c., and is opened and closed  
75 by means of the hand grasp 15. As shown in Fig. 5 of the drawings, each corner of the desk is provided with the projections 16, which serve as a pen-rack, ink-holder, and receptacles for tooth-picks and matches. The parts  
80 16 are made so as to be attached and detached as circumstances may require.

This desk is not alone intended for use in hotels, but may be used for holding all kinds of blank books, and the frame inclosing the  
85 book may be made adjustable in order to adapt one desk to hold books of different sizes.

Having thus described my invention, what I claim, and desire to secure by Letters Patent, is—  
90

1. A desk or frame adapted to receive a hotel-register or blank book, provided at its upper portion with a heading or plate for containing the words or titles usually printed or written at the tops of the pages of said registers or blank books, as and for the purpose  
95 specified.

2. A revolving desk of the character hereinbefore described, consisting, essentially, of the desk A, the mirror B, the permanent heading  
100 C, the circular part D, provided with the projection *a*, the base 7, the rubber rollers 8, the globular projections 9, and the screws 10, substantially as set forth.

JOHN E. PETERSON.

Witnesses:

R. H. LITTON,  
L. A. BUNTING.