

(No Model.)

M. LAZERGES.

CANVAS STRETCHER FOR OIL PAINTINGS.

No. 251,253.

Patented Dec. 20, 1881.

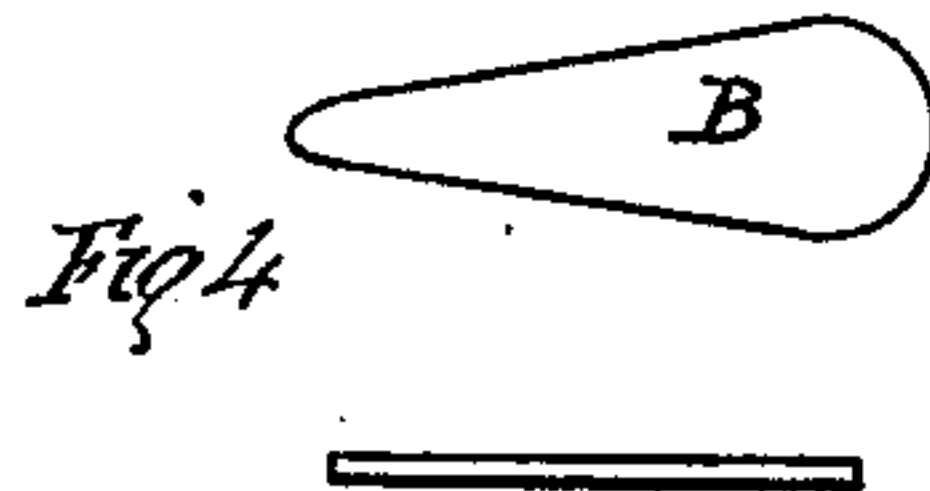
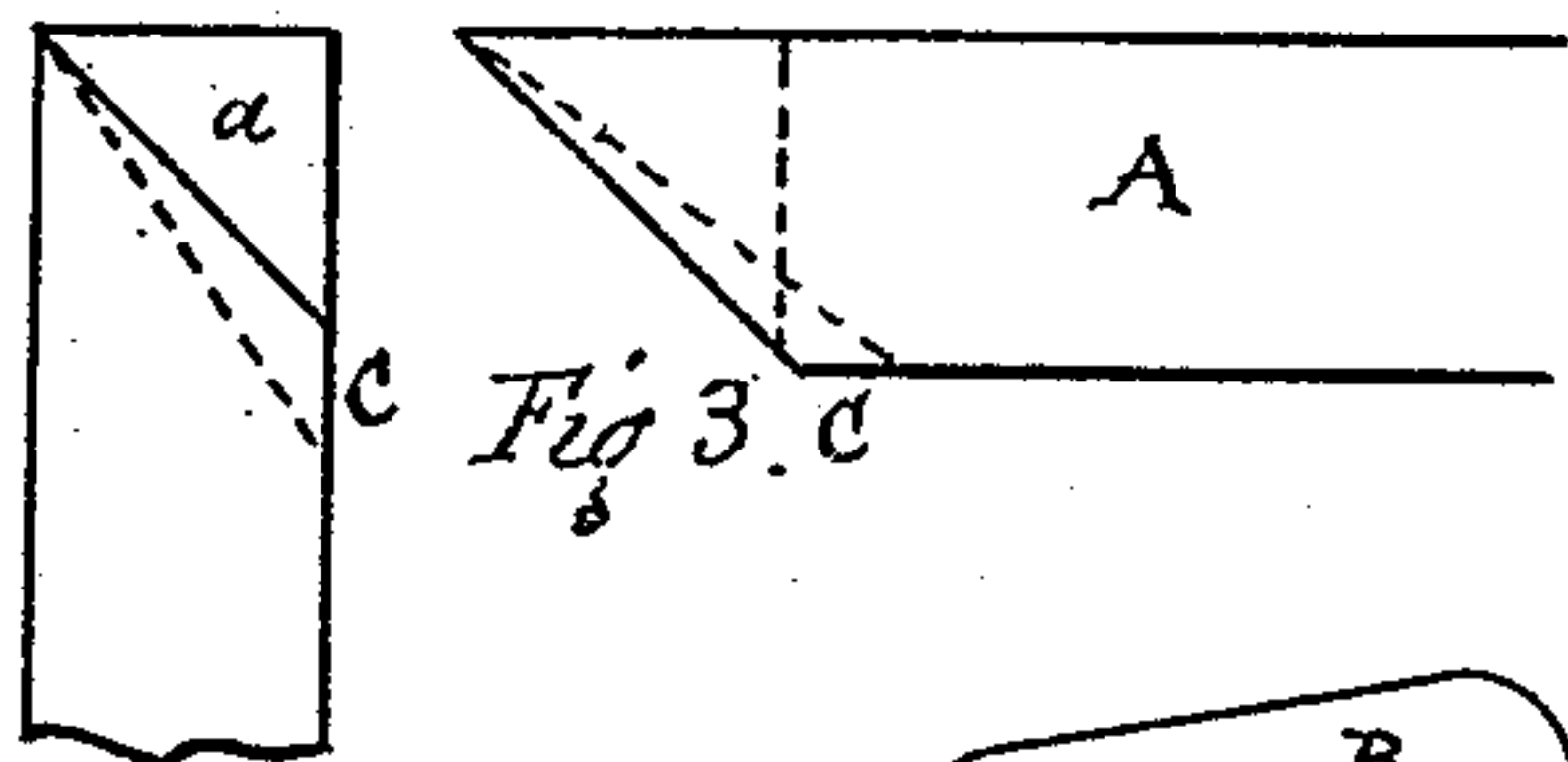
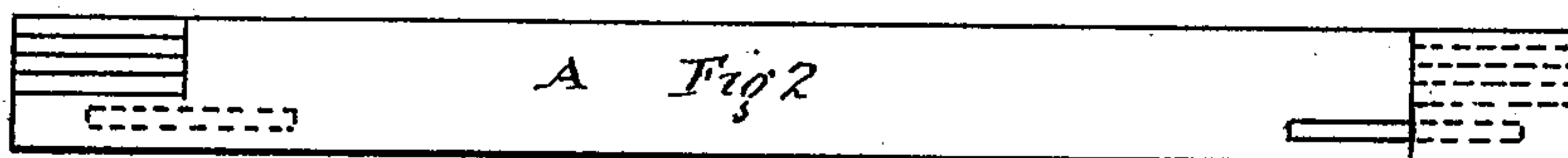
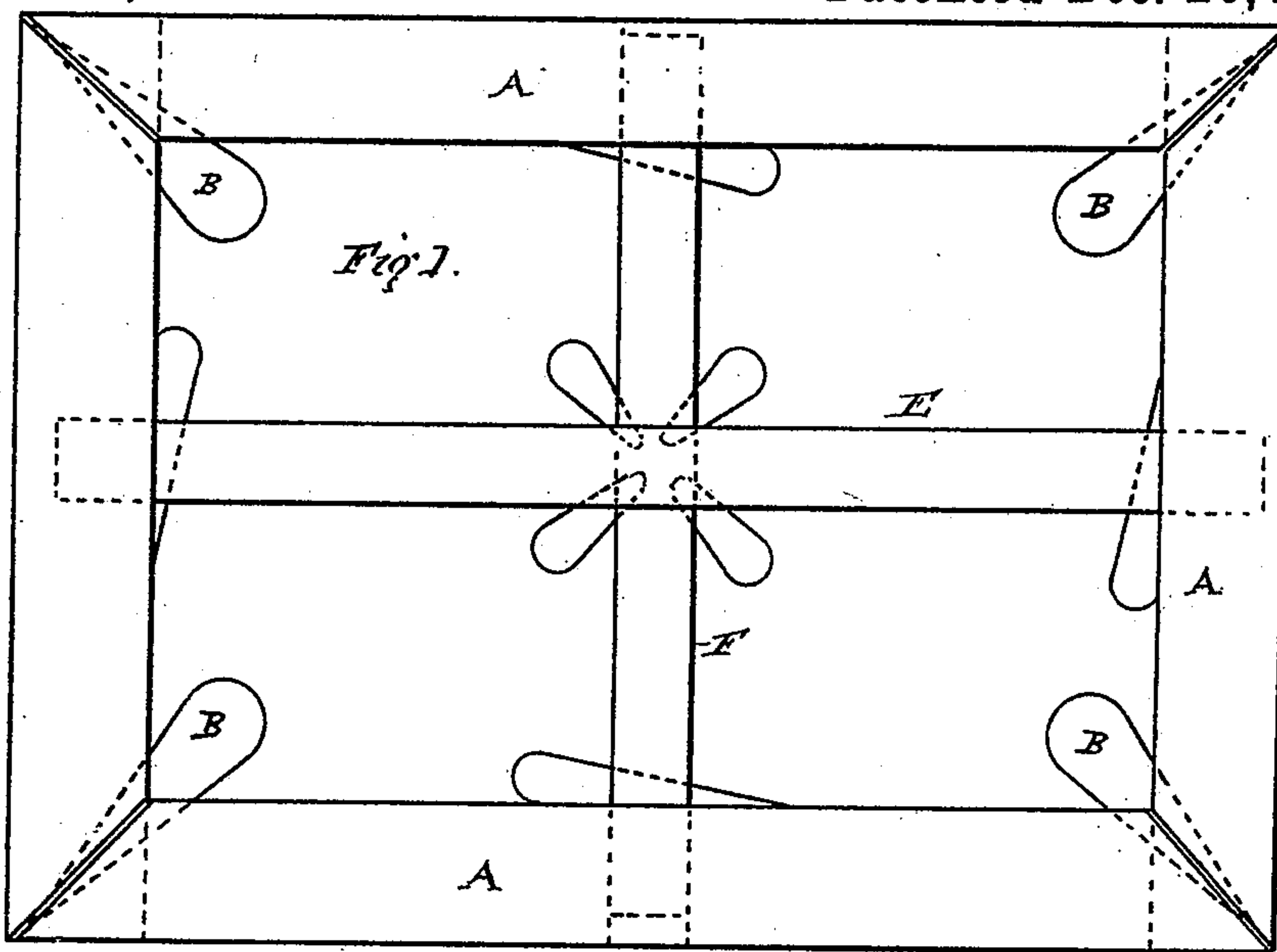
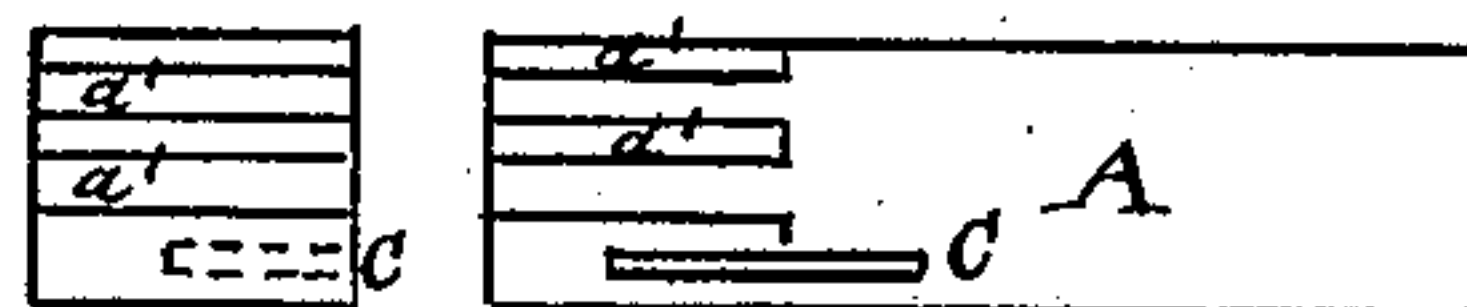


Fig. 5.



*Witnesses*  
*Charles M. Harper*  
*2* *L. M. Harper*

*Inventor*  
*Maurice Lazerger*

# UNITED STATES PATENT OFFICE.

MAURICE LAZERGES, OF PARIS, FRANCE.

## CANVAS-STRETCHER FOR OIL-PAINTINGS.

SPECIFICATION forming part of Letters Patent No. 251,253, dated December 20, 1881.

Application filed July 22, 1881. (No model.) Patented in France April 11, 1881.

*To all whom it may concern:*

Be it known that I, MAURICE LAZERGES, of Paris, in the Republic of France, have invented certain new and useful Improvements in Canvas-Stretchers for Oil-Paintings, of which the following is a specification.

This invention relates to frames used by artists for stretching canvas; and the object of my invention is to provide simple and comparatively inexpensive means for effecting an equal or uniform tension of the canvas. This object I accomplish by the construction and arrangement of parts illustrated in the accompanying drawings, in which—

Figure 1 represents a rear view of a frame constructed according to my invention; Fig. 2, a detached view of the longitudinal side pieces. Fig. 3 is a plan view of portions of one of the vertical and longitudinal pieces; Fig. 4, a plan and an edge view of one of the tapering keys; and Fig. 5 is a side and an end view of one of the side pieces, illustrating the formation of the mortises.

In the accompanying drawings, the letter A indicates the longitudinal and vertical pieces of the frame, each of which is provided at its ends with the tapering groove C for the reception of a correspondingly-shaped tapering key, B. The ends of the longitudinal and vertical side pieces of the frame are provided with tenons *a* and mortises *a'*, which fit together and

retain the parts in proper relative position when the side pieces are forced apart by the insertion of the wedges to stretch the canvas.

The tapering grooves C form seats for the tapering keys B, and the latter can be driven into said grooves to place the canvas under tension, the walls of the said grooves serving to retain the keys in proper position.

In addition to the mortises, tenons, tapering grooves, and wedges at the corners of the frame I may employ longitudinal and vertical bars E and F, having their ends fitted in mortises in the side pieces, and provided with tapering wedges or keys to impart additional strength and rigidity to the frame.

By constructing the frames as herein described and shown they can be cheaply manufactured, and yet are furnished with efficient means to place the canvas under uniform tension throughout its area.

Having thus described my invention, what I claim, and desire to secure by Letters Patent, is—

The method of stretching canvas-frames by means of tapering grooves and keys C and B, tenons *a*, and mortises *a'*, substantially and for the purpose herein described.

MAURICE LAZERGES.

Witnesses:

ROBT. M. HOOPER,  
S. HÉLERÉ.