

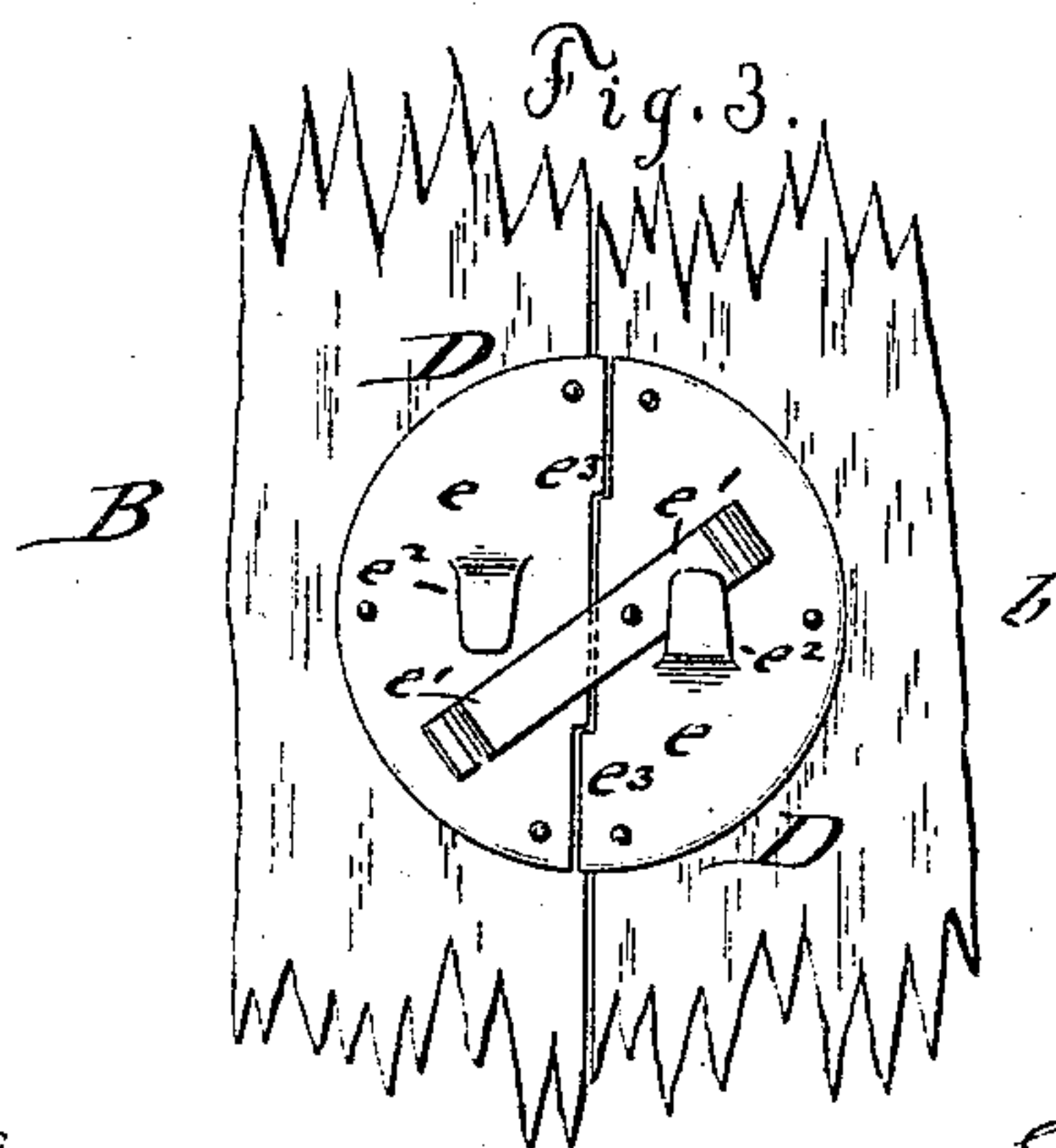
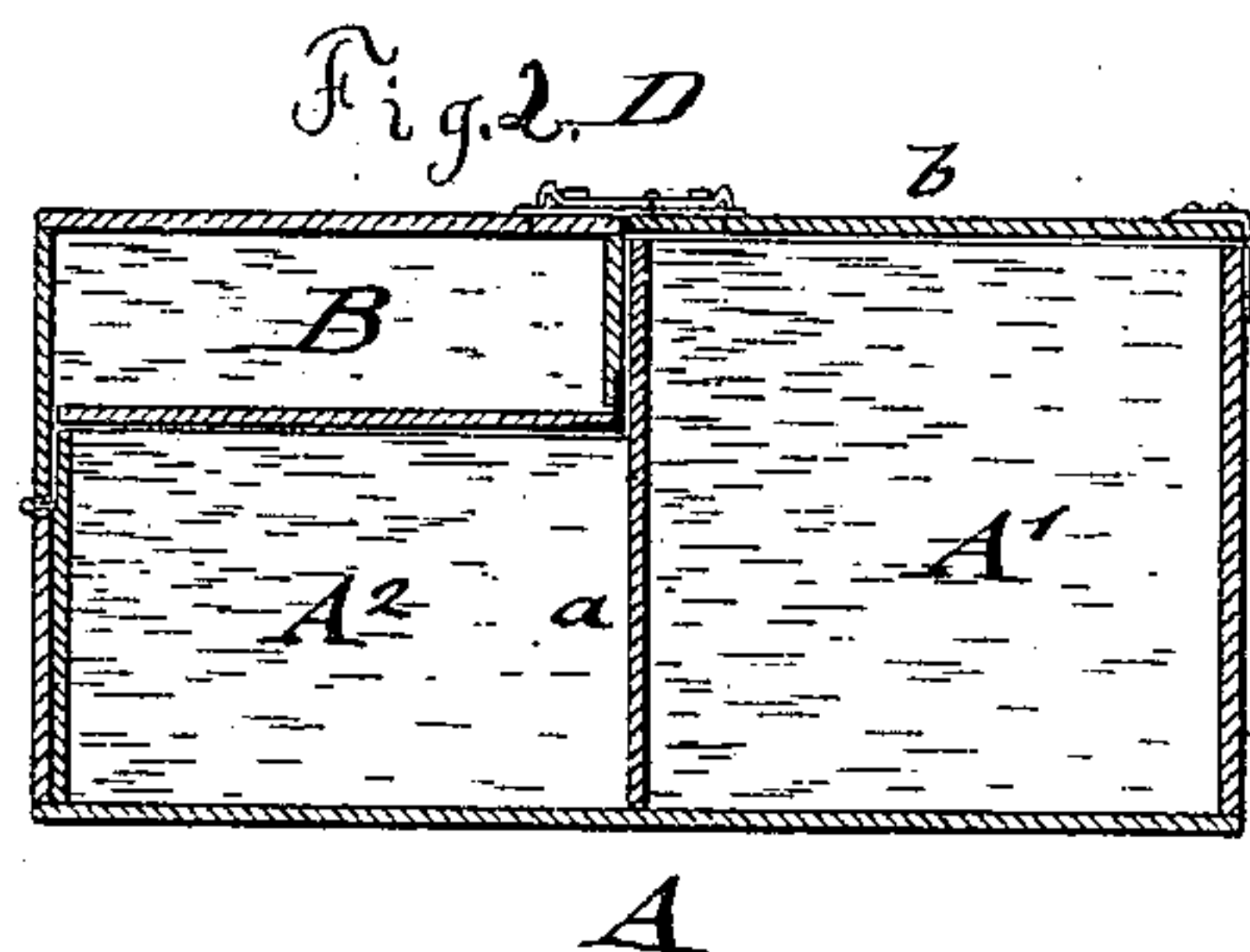
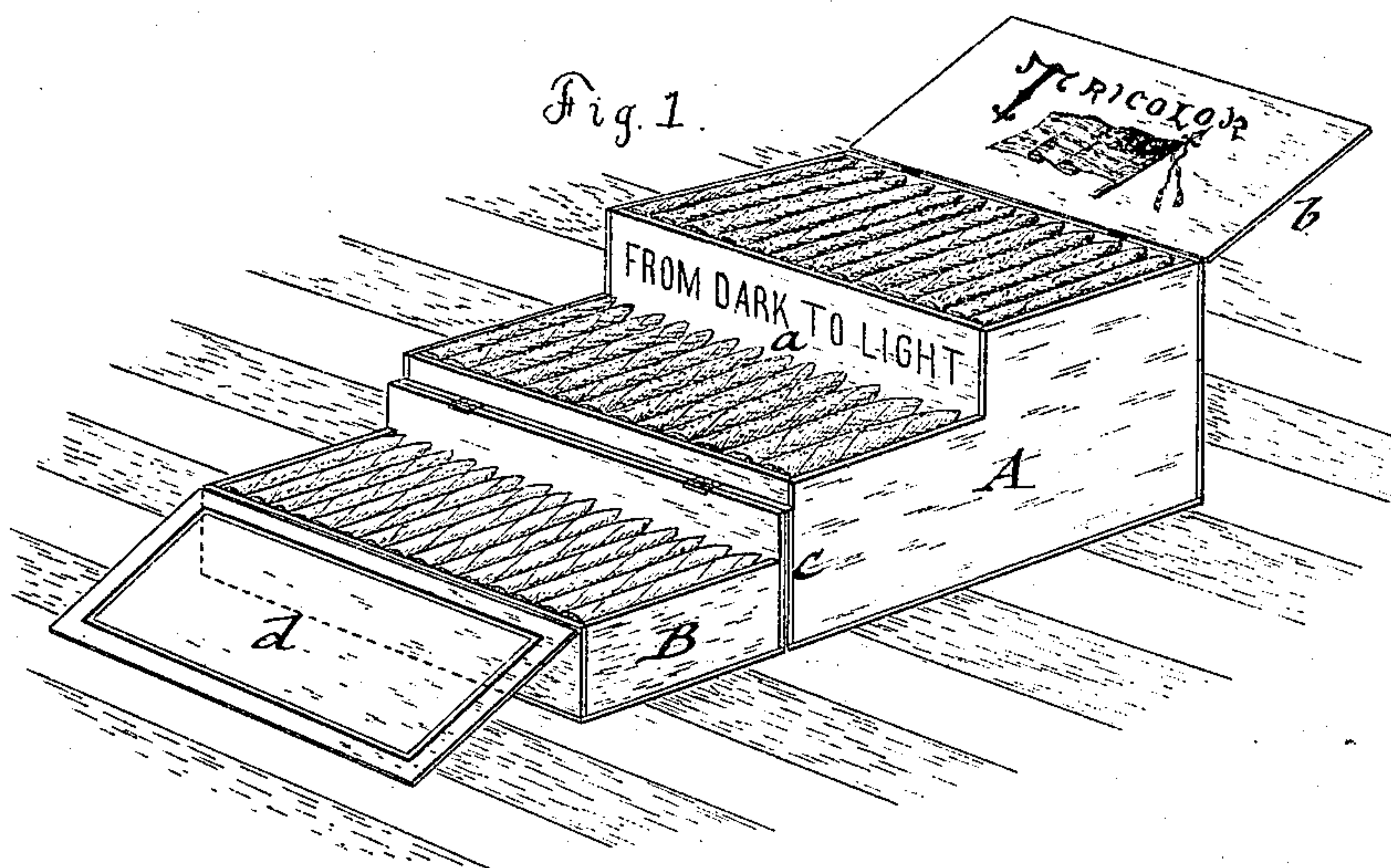
(No Model.)

S. DOBRINER.

CIGAR BOX.

No. 250,427.

Patented Dec. 6, 1881.



WITNESSES:

Carl Kay

Sol. H. Rosenbaum

INVENTOR

Solomon Dobner

BY

Paul Goepfer

ATTORNEY

UNITED STATES PATENT OFFICE.

SOLOMON DOBRINER, OF NEW YORK, N. Y.

CIGAR-BOX.

SPECIFICATION forming part of Letters Patent No. 250,427, dated December 6, 1881.

Application filed November 3, 1881. (No model.)

To all whom it may concern:

Be it known that I, SOLOMON DOBRINER, of the city, county, and State of New York, have invented certain new and useful Improvements in Cigar-Boxes, of which the following is a specification.

This invention relates to an improved cigar-box for the more effective exhibition and storage of cigars of different kinds and qualities, especially for use in show-cases, stores, railroad-stations, &c.

The invention consists of a cigar-box having a step-shaped main portion with central partition, and a lid covering the higher compartment of the same, and of a hinged section of less height than the lower compartment of the main box, said hinged section having a separate lid, and being capable of being thrown over the lower compartment of the main box on a level with the lid of the larger compartment, to be locked by a central locking device at the top part of the box. By this construction three compartments are formed, which are designed to be used respectively for the dark, the light, and the medium cigars, so that when opened they will expose to view cigars of the several degrees of strength.

In the accompanying drawings, Figure 1 represents a perspective view of my improved cigar-box shown in open position. Fig. 2 is a vertical transverse section of the same as closed up, and Fig. 3 is a detail top view of the locking device for tightly closing the box.

Similar letters of reference indicate corresponding parts.

My improved cigar-box is equal in size, when closed, to two of the usual cigar-boxes placed sidewise to each other. It is composed of a larger main portion, A, the side walls of which are made step-shaped, and of a smaller section, B, which is hinged by its outer wall to the end wall of the main portion A, but made of equal size with the step formed in the main portion A. The main portion A is divided by a central partition, *a*, into two compartments—a larger one, A', which is provided with a hinged lid, *b*, and a smaller compartment, A², which latter is closed by the hinged section B when said section is thrown up over the same. The sec-

tion B is of less depth than the height of the smaller compartment A², and the side which forms its outer wall when closed is extended downward, and is hinged to an attaching-piece, *c*, of the main section A, which piece is of equal height with the extended side wall, whereby the section B, when thrown open, is on a level with the bottom of the main section A, and when closed is on a level with the top of said main section. The section B is provided with an outwardly-opening hinged lid, *d*. For closing the box the lid of the hinged section is closed, and then the hinged section thrown bodily over the lower compartment, A², so that its bottom is on a level with the lid of the larger compartment A', and can then be locked thereto by means of a locking device, D. (Shown clearly in Fig. 3.) This consists of semicircular plates *e*, which are drawn together by a fulcrumed latch-piece, *e'*, entering lugs *e*² of both plates, the intimate connection of the plates being obtained by interlocking tooth-like portions *e*³. The box is thereby kept tightly closed until it is ready for opening, when the lock is released, and first the lid of the larger compartment thrown up, then the hinged section thrown down and its lid opened, as shown in Fig. 1, when all the cigars contained in the box are exposed to view, so as to form an attractive exhibit when arranged for sale in show-cases, and also a convenient box for shipment.

Having thus described my invention, I claim as new and desire to secure by Letters Patent—

1. A cigar-box consisting of a step-shaped main portion, A, divided by a longitudinal partition into a higher and a lower compartment, the higher compartment being provided with a lid, while the lower compartment is closed by a hinged section, B, having a separate lid, substantially as set forth.

2. The combination, with the step-shaped main box A, having compartments A' and A², of different sizes, with a section, B, hinged midway at the end of the main box, and provided with a lid, so as to be on a level with the bottom or the top of the main box when thrown, respectively, into open or closed position, substantially as specified.

3. A step-shaped main box, A, having larger

and smaller compartments A' A², the smaller
provided with a hinged section, B, having a
separate lid, in combination with the locking
device D, applied to the lid of the larger com-
5 partment and the bottom of the hinged section,
so as to lock the latter and the entire box when
thrown up on a level with the top of the same,
substantially as and for the purpose set forth.

In testimony that I claim the foregoing as
my invention I have signed my name in pres- 10
ence of two subscribing witnesses.

SOLOMON DOBRINER.

Witnesses:

PAUL GOEPEL,
CARL KARP.