

(Model.)

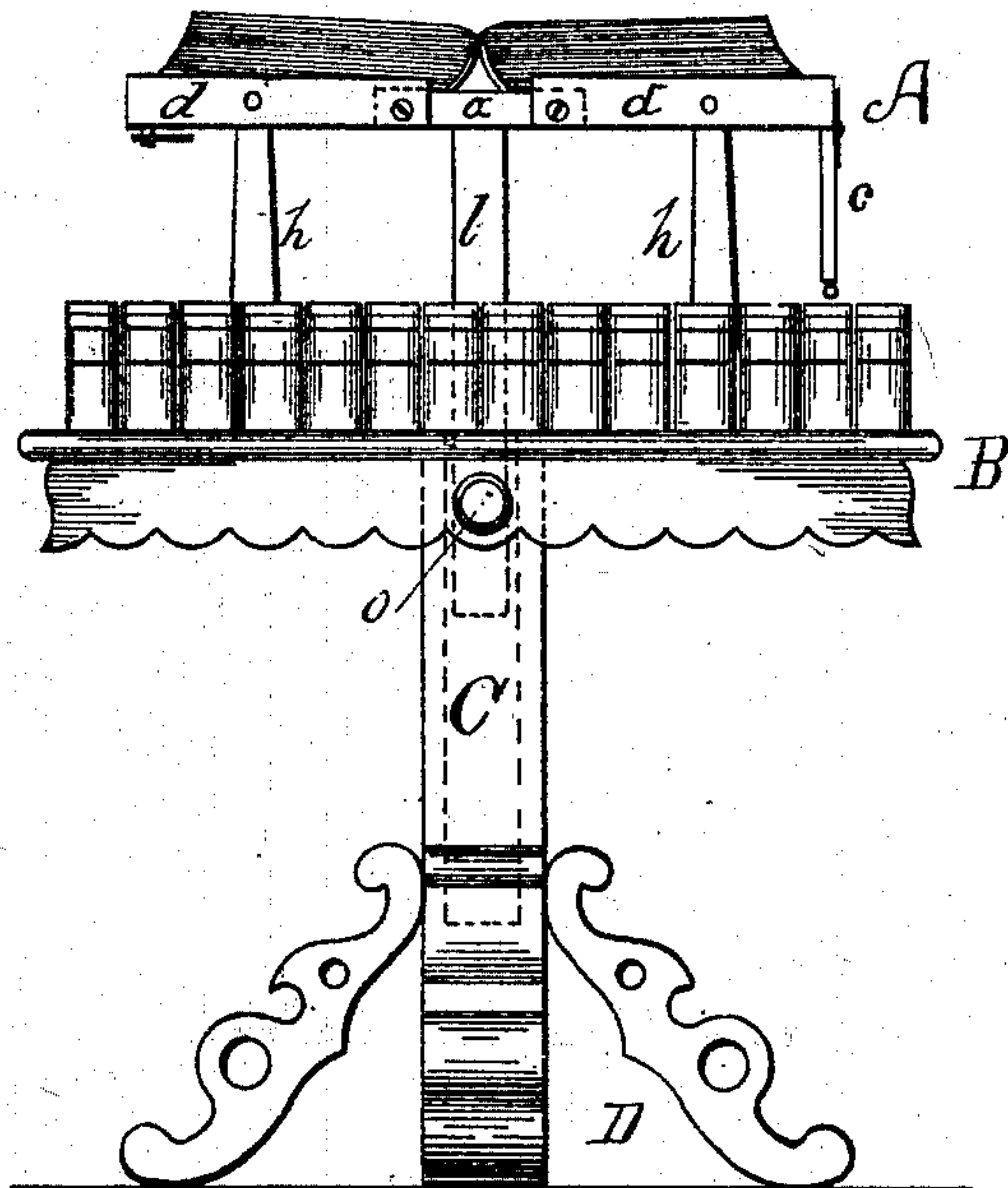
G. D. B. ADAMS.

BOOK SUPPORT.

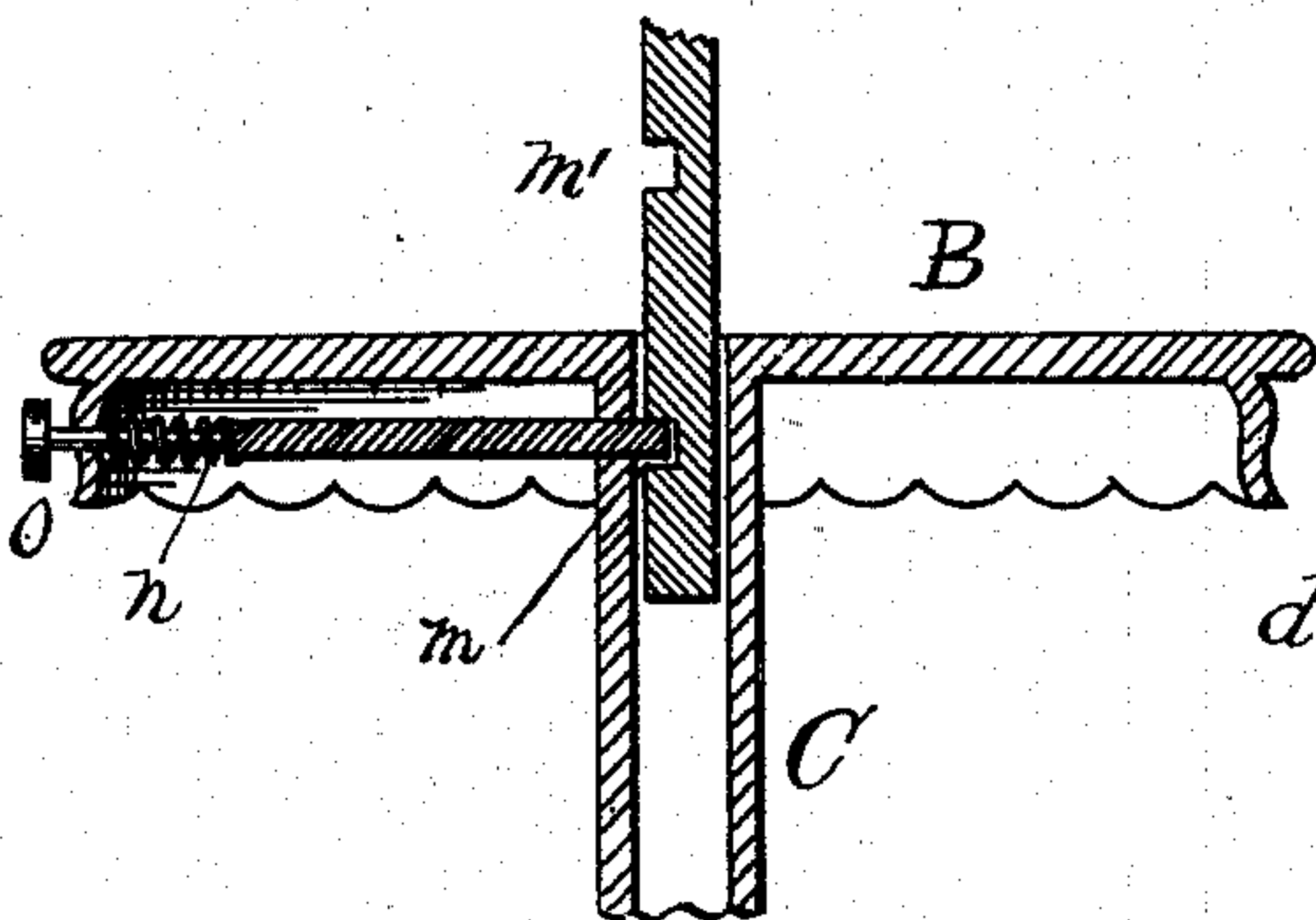
No. 249,216.

Patented Nov. 8, 1881.

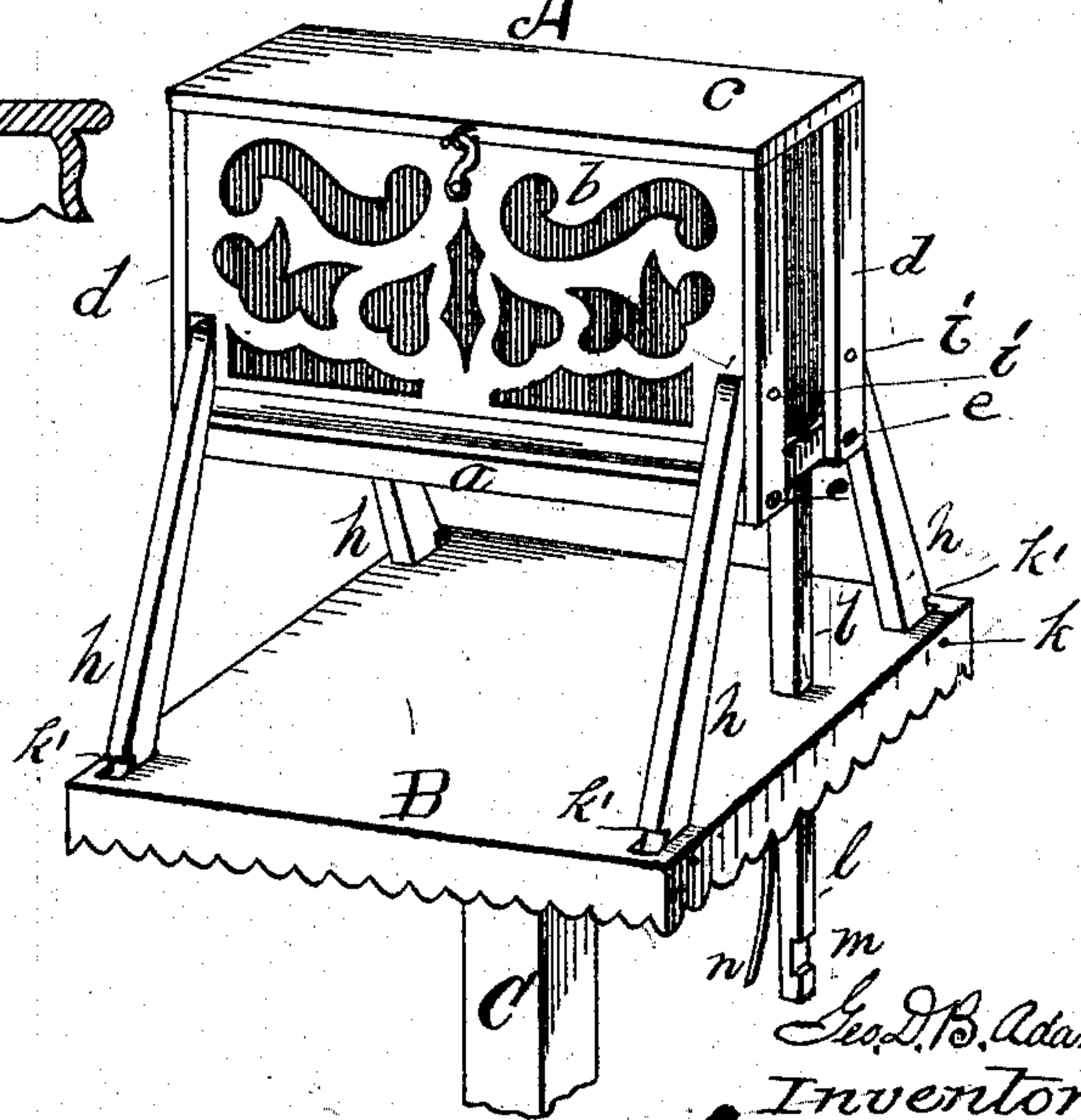
*Fig. 1.*



*Fig. 2.*



*Fig. 3.*



Witnesses:  
W. Masson.  
E. B. Stocking

Geo. D. B. Adams  
Inventor:  
By, *[Signature]*  
Att'y.



# UNITED STATES PATENT OFFICE.

GEORGE D. B. ADAMS, OF ZANESVILLE, OHIO.

## BOOK-SUPPORT.

SPECIFICATION forming part of Letters Patent No. 249,216, dated November 8, 1881.

Application filed September 30, 1881. (Model.)

*To all whom it may concern:*

Be it known that I, GEORGE D. B. ADAMS, a citizen of the United States of America, residing at Zanesville, in the county of Muskingum and State of Ohio, have invented certain new and useful Improvements in Book-Supports; and I do hereby declare the following to be a full, clear, and exact description of the invention, such as will enable others skilled in the art to which it appertains to make and use the same, reference being had to the accompanying drawings, and to letters or figures of reference marked thereon, which form a part of this specification.

Figure 1 is a front view of my book-support in open condition. Fig. 2 is a detail of the same; and Fig. 3 is a perspective, showing more fully the details of construction and a modification of the location of the fastening device and a base of reduced area.

Like letters of reference refer to like parts in all the figures.

My invention relates to that class of book-supports in which the book is inclosed in a case adapted to open and serve as a support of the book in a position to be readily accessible, and which are mainly intended for dictionaries and other cumbersome books of reference.

Referring to the drawings, A represents the case which incloses and supports the book, and it consists of a bottom, *a*, two sides, *b*, (one of which only is shown,) a cover or lid, *c*, and four end cleats, *d*. The end cleats are secured to the ends of the sides, and at their lower ends are pivotally attached to the bottom *a*, thus forming a hinged connection of the sides and bottom. In this instance I have shown the sides less in depth than the book which they are intended to inclose; but, if desired, they may extend and be attached by means of ordinary hinges at their lower edge to the bottom *a*, in which case the pivotal attachment of the cleats *d* at *e* would be dispensed with. The lid is hinged to the upper edge of one of the sides at *f*, and is secured in a closed condition by means of a hook and eye at *g*. The case is supported by four standards, *h*, the upper ends of which are pivotally attached to the case in mortises at *i*, and the lower ends of which are provided with outwardly-projecting shoulders *k'*, and are pivotally attached or seated in the base-

board B of the book-support, as shown at *k*. At the center, or it may be at one end, of the bottom *a* of the case is secured a depending rod, *l*, which enters a slot in the base-board B and passes therethrough, and is provided with a notch, *m*, (see Fig. 3,) which, when the case is opened, serves to fasten it in said open condition by being pushed one side by spring *n* thereto attached, and embracing the base-board, the notch receiving the same and retaining it until released by pressure applied in opposition to that of the spring; or a spring-pushed bar, *o*, (see Figs. 1 and 2,) may be located beneath the base-board and pass through an aperture in the central post, C, of the book-support and enter the notch *m* of rod *l*, which, in this case, is secured at the center of the bottom *a*, post C being adapted to receive it, and an additional notch, *m'*, may be provided to secure the case in a closed position. The spring in this form and arrangement of the parts may also be coiled about the rod *o*, as shown. The post C is provided with suitable feet, D.

The operation of my book-support is as follows: Taking it in a closed position, the hook *g* is unfastened, the lid opened, and pressure is applied as in opening the book, when the bottom rises, and the standards, moving on their pivots in the base-board, assume a perpendicular position, where they are retained by their outwardly-projecting shoulders coming in contact with the upper surface of the base-board, thus rendering the support, when open, strong against lateral pressure, and in the meantime the sides have moved upon the pivots at the upper ends of the standards and have assumed a horizontal position, and the fastening-rod has been lifted by the bottom until its notch has received the base-board or the spring-pushed rod and the support is locked in open position. The virtual reversal of these movements closes the case. The cleats *d* serve in both positions to retain the book upon and within the case. The rod *o*, Fig. 1, may be dispensed with, if desired.

The sides of the case and its lid may be in open or fancy scroll or inlaid work, and may be backed with textile material of fanciful colors, and the base-board may be extended to form a table or shelf for the support of additional



books, or it may be limited to an extent in area sufficient for the standards of the case to be received and operated therein.

5 Having described my invention and its operation, what I claim as new, and desire to secure by Letters Patent, is—

10 1. The combination of a case, substantially as shown and described, with pivotally-attached standards provided with outwardly-extending shoulders, and a base-board provided with slots, in which said standards are pivotally secured, substantially as shown and described.

15 2. The combination of a case, substantially as shown and described, pivotally-attached standards, a slotted base-board, and a depending notched fastening-rod, substantially as shown and described.

20 3. In a book-support, the combination of a base-board provided with a central post and

suitable feet, and provided with pivotal shouldered standards, with a case consisting of mortised sides pivotally attached to a bottom by means of end cleats, and a hinged cover, substantially as shown and described. 25

4. In a book-support, the case A, comprising the sides *b*, cleats *d*, pivotally attached to the bottom *a*, and rigid depending notched fastening-rod *l*, attached to said bottom, in combination with pivotal standards and a base-board adapted to receive said rod and standards, and also to serve as a table or book-shelf, substantially as shown and described. 30

In testimony whereof I have affixed my signature in presence of two witnesses.

GEORGE D. B. ADAMS.

Witnesses:

GEO. W. HAZLETT,  
ROBT. H. MCCANN.