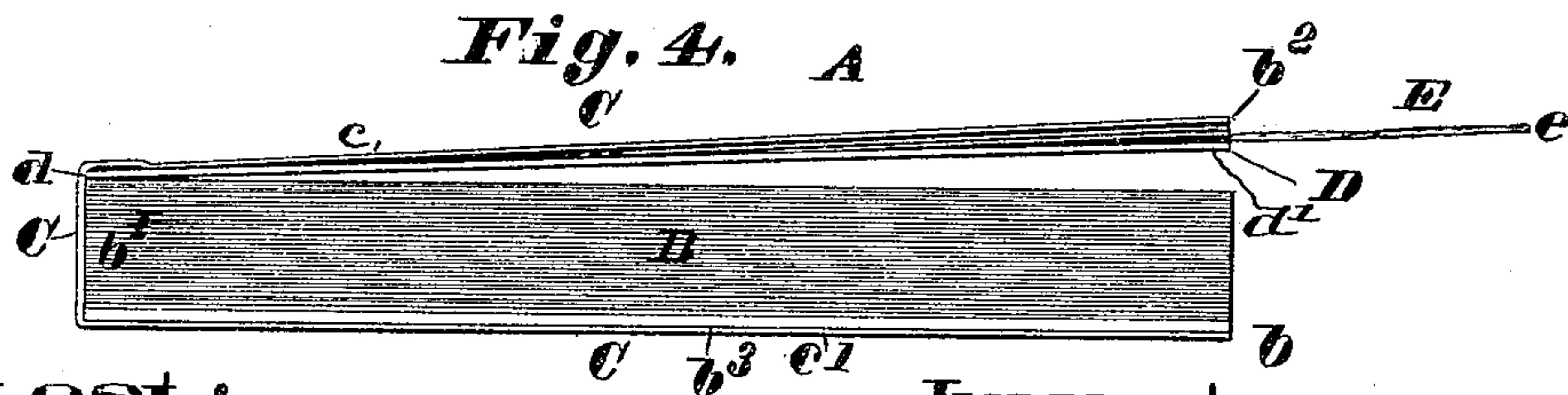
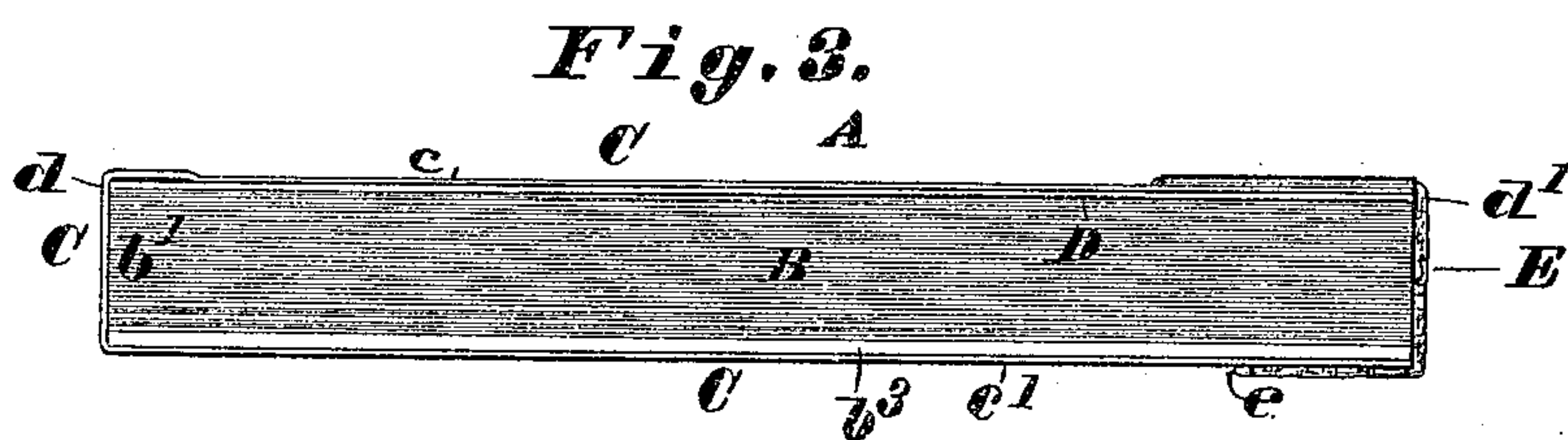
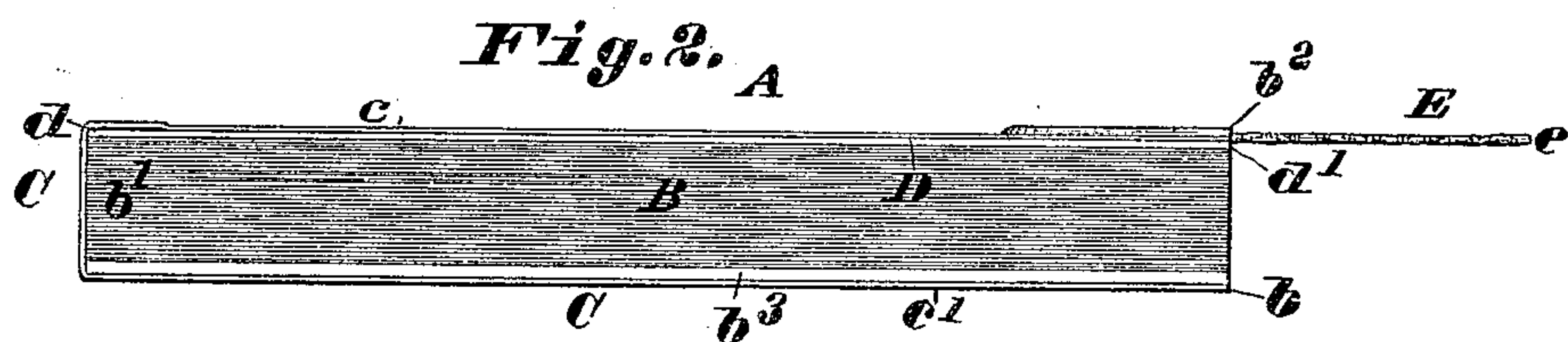
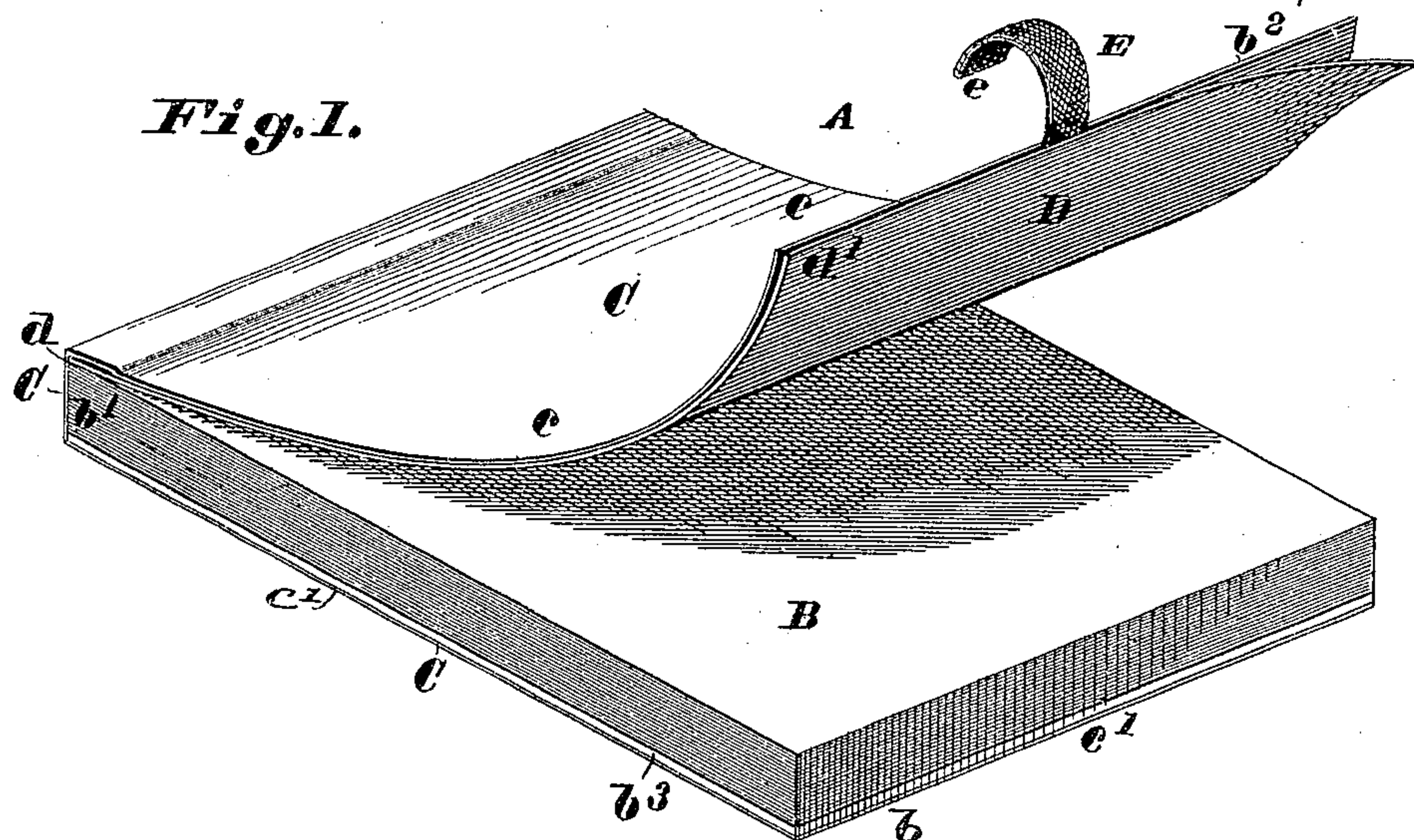


(No Model.)

C. E. MEADE.
BLOTTER TABLET.

No. 249,071.

Patented Nov. 1, 1881.



Attest:
Charles Pickles
Thos. L. Jones.

Inventor:
Charles E. Meade
by C. D. Moody.
att'y.

UNITED STATES PATENT OFFICE.

CHARLES E. MEADE, OF ST. LOUIS, MISSOURI.

BLOTTER-TABLET.

SPECIFICATION forming part of Letters Patent No. 249,071, dated November 1, 1881.

Application filed August 1, 1881. (No model.)

To all whom it may concern:

Be it known that I, CHARLES E. MEADE, now of St. Louis, Missouri, have made a new and useful Improvement in Blotter-Tablets, of which the following is a full, clear, and exact description, reference being had to the annexed drawings, making part of this specification, in which—

Figure 1 is a view in perspective of the improved tablet; Fig. 2, an end elevation, the tab used in closing the tablet being unfastened; Fig. 3, a similar elevation, showing the tab fastened, as when ready for the trade; and Fig. 4, an end elevation, the top cover and blotter being slightly raised.

The same letters denote the same parts.

The especial feature of this improvement is the mode of uniting the cover and blotter and closing the tablet.

In the drawings, A represents a tablet having the improvement.

B represents the leaves of the tablet; C, the cover, and D the blotter. The leaves are cut and arranged in the ordinary manner. The cover C consists of a continuous sheet of paper or any suitable flexible material extending from the front edge, *b*, of the under side of the tablet to and around the back *b'* of the tablet, where it is gummed to the leaves B, and thence to the front edge, *b²*, of the upper side of the tablet. The blotter D at its inner end, *d*, is gummed to the under side of the top cover, *c*. At its outer end, *d'*, it is also gummed to, or connected with, the top cover, as follows:

E represents a tab, of any suitable material, such as tape or paper. It is inserted between and gummed to the blotter and top cover. This connects the outer edges of the top cover and blotter, enabling them to move together in opening and closing the tablet. The tab

also serves as a handle by which to raise the top cover and blotter, and also to inclose the tablet, the latter being sent out to the trade in the shape shown in Fig. 3, the tab being carried around the front of the tablet, and its end *e* gummed to the bottom cover, *c'*. When the tablet comes to the consumer the end *e* of the tab is detached from the bottom cover, as in Figs. 1, 2, and 4.

The entire construction, while comparatively inexpensive, is quite strongly made. The blotter is protected from the dirt, and is always squarely in place for use. The ink can penetrate freely to the upper side of the blotter. The cover and blotter are conveniently raised and lowered, and the tablet is prepared for the trade so that the leaves cannot be rumpled or soiled. The lowest leaf, *b³*, is made thicker and stiffer than the others, to enable the tablet to be better kept in shape. The leaves of the tablet as used are detached from the remaining leaves in the usual manner.

I claim—

1. In a blotter-tablet, the combination of the top cover, *c*, tab E, and the blotter D, the latter being attached to the top cover at its inner and outer edges, *d* and *d'*, the union at said outer edges being effected by inserting the tab between and gumming it to the blotter and top cover, substantially as described.

2. In a blotter-tablet, the combination of the leaves B, the top cover, *c*, the blotter D, the tab E, and the bottom cover, *c'*, said tab at one end being gummed to and connecting the blotter and top cover, and at the end *e* being gummed to the bottom cover, *c'*, substantially as described, and for the purpose set forth.

C. E. MEADE.

Witnesses:

C. D. MOODY,
CHARLES PICKLES.