

(No Model.)

C. DU BRUL.

CIGAR CUTTER.

No. 249,028.

Patented Nov. 1, 1881.

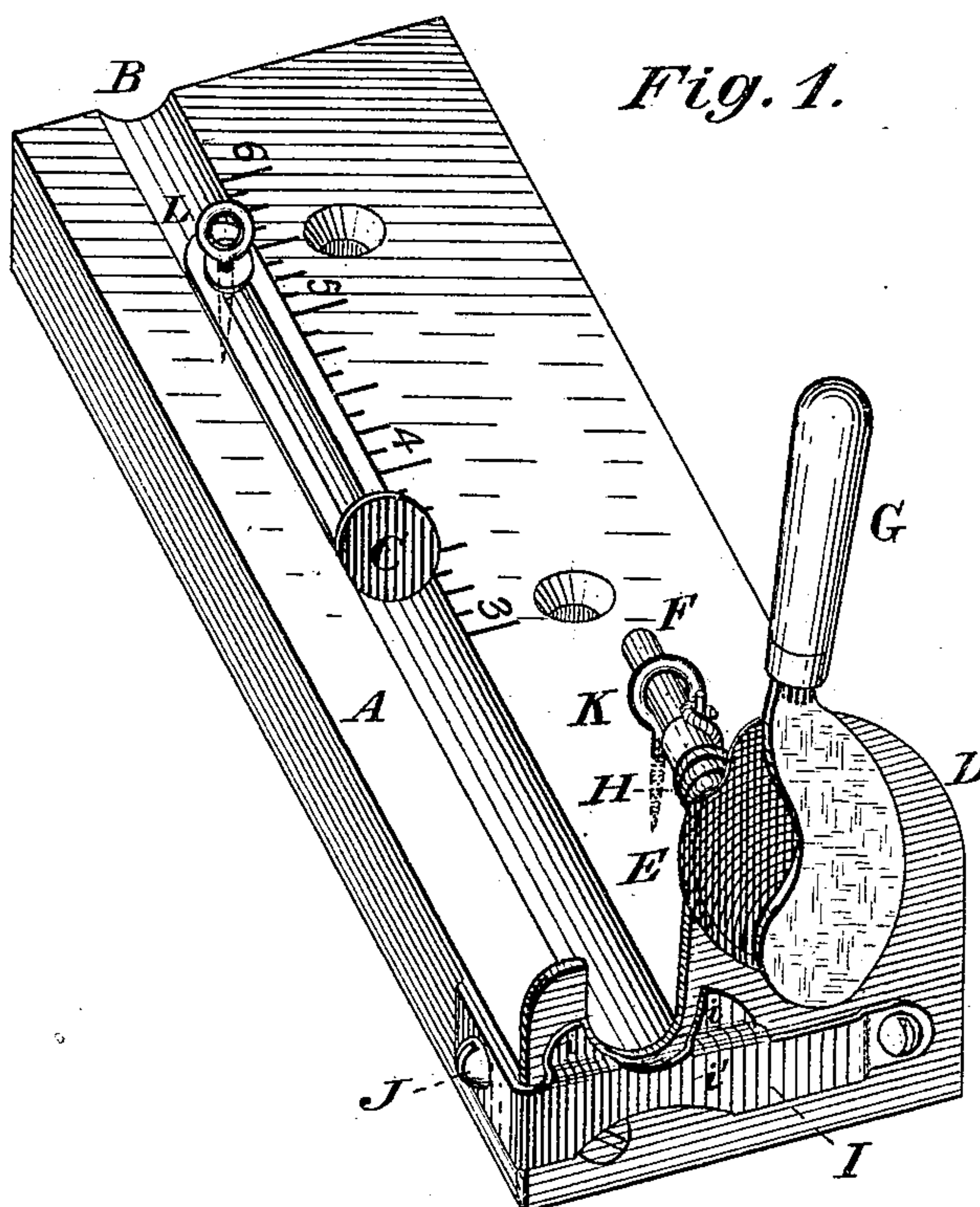


Fig. 1.

Fig. 3.

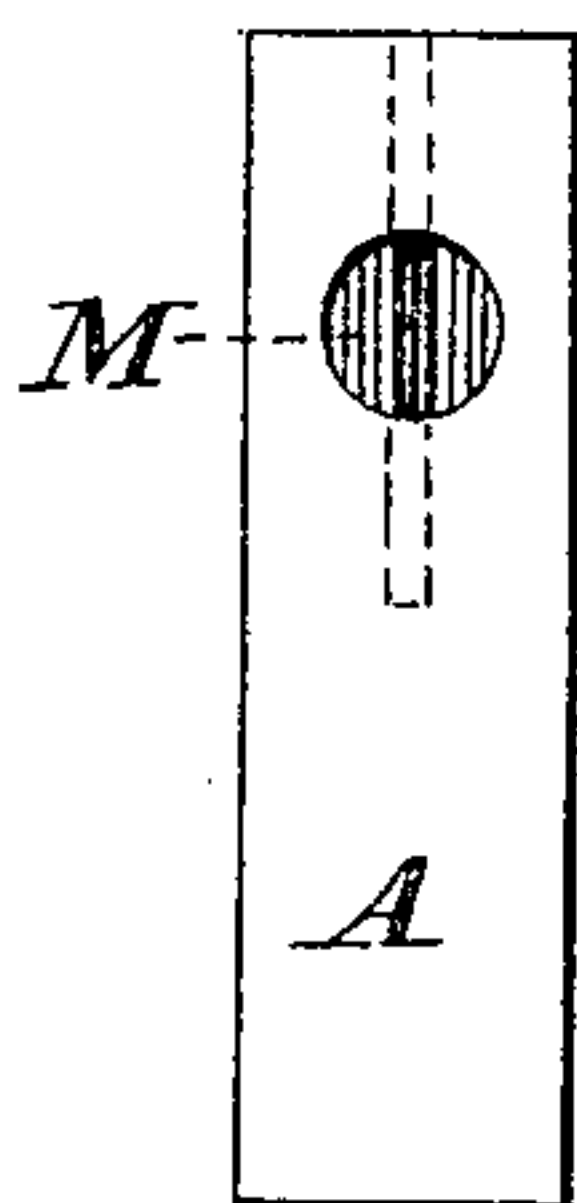


Fig. 2.

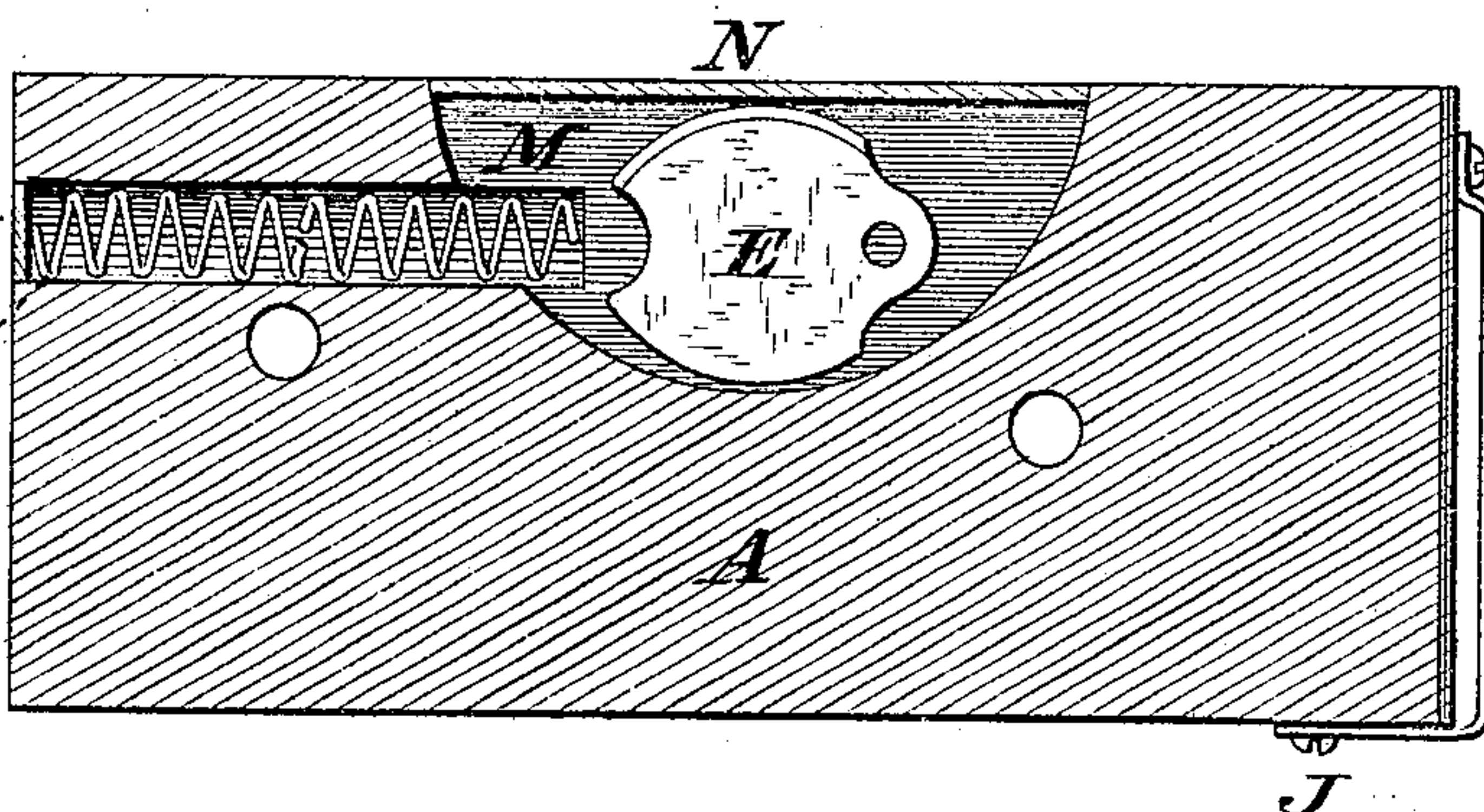
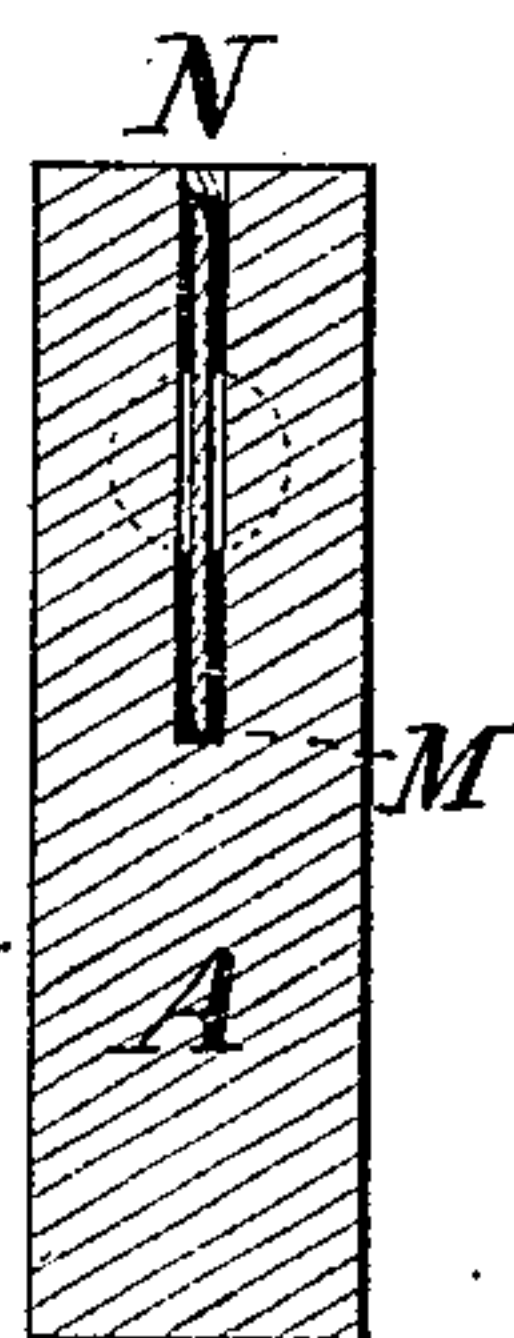


Fig. 4.



Attest.
P. Knight
L. M. Hopkins

Inventor.
Cyrilac DuBrul
By *Knight Bros.* Atty.

UNITED STATES PATENT OFFICE.

CYRIAC DU BRUL, OF NEW YORK, N. Y.

CIGAR-CUTTER.

SPECIFICATION forming part of Letters Patent No. 249,028, dated November 1, 1881.

Application filed April 16, 1881. (No model.)

To all whom it may concern:

Be it known that I, CYRIAC DU BRUL, of New York, in the county and State of New York, have invented new and useful Improvements in Cigar-Butt Cutters, of which the following is a specification.

My invention relates to improvements in the class of cigar-butt cutters illustrated in my patent of July 8, 1879, No. 217,351, and comprises a construction of throat-plate which leaves the opening or passage for the chips entirely free. This is effected, in part, by prolonging the throat-plate and bending it around the base-corner, the bent portion or lip thus formed being perforated to receive the screw which fastens the plate at that point, and which fastening is thus located entirely out of the way of any particles or fragments that reach the throat, and in part by widening or setting out the lower portion of said throat. There is, by my present construction of these parts, no obstruction to the escape of the chips or fragments.

My improvements further comprise an eye, which constitutes the rear journal-bearing of the cutter-shaft, and in which said shaft slides for reversal or renewal of a cutter, as fully explained in my aforesaid patent. The eye now employed by me is constructed of a single piece of pointed wire, whose blunt end being bent into the form of a ring, its other end remains straight, and is given the form of a gimlet-point for ready screwing into the desired part of the base, and at the same time adjustment to the proper height. The form and dimensions of this eye facilitate the longitudinal shift of the shaft described in my said patent. A similar screw-shanked eye is employed to fasten the gage.

In the accompanying drawings, Figure 1 is a perspective view of a cigar-butt cutter embodying my improvements. Fig. 2 is a horizontal section of the base at the mid-height thereof, showing the magazine for extra springs and cutter-blade. Fig. 3 is a rear end view of the base. Fig. 4 is a cross-section of the base.

The base A may, in its external aspect, be similar to that shown in my aforesaid patent,

as may also be the trough B, gage C, rear throat-plate, D, cutter-blade E, cutter-blade shaft F, handle G, and spring H.

My front throat-plate, I, has the represented L form, thus enabling one of its fasteningscrews, J, to be inserted in the side of the base in the manner shown, so as to be entirely out of the way of the falling fragments, which, in larger or smaller quantities, are separated in the operation of trimming the butts. The upper portion, *i*, of said throat-plate is bent inward in the manner shown, so as to closely hug the face of the descending blade. On the contrary, the lower portion, *i'*, of said plate is set sufficiently out from plate D to afford a ready clearance and escape of the chips and dust.

The rear journal-bearing or eye-screw, K, of the cutter-shaft and the fastening L of the gage are each formed of a piece of wire, of which one end is bent into the form of a ring and the other end is gimlet-shaped, for ready insertion into the substance of the slab of wood which constitutes the base, and easy adjustment of eye-screw K up or down, so as to secure accurate parallelism of the cutter-blade with the rear throat-plate.

The base A is excavated, as shown in Figs. 2, 3, and 4, so as to possess a magazine, M, for stowage of one or more extra springs and cutter-blades, which, having been inserted, are confined by plugs N or otherwise.

I claim as new and of my invention—

1. In a cigar-butt cutter, the L-formed throat-plate I, having inturned portions *i* and set-out portion *i'*, substantially as and for the purpose set forth.

2. In a cigar-butt cutter, the combination of vertically-adjustable rear journal-bearing, K, throat-plate D, shaft F, cutter-blade E, and handle G, as set forth.

In testimony of which invention I hereunto set my hand.

CYRIAC DU BRUL.

Attest:

GEO. H. KNIGHT,
ANTHONY M. DUBURN.