

(No Model.)

E. A. CUMMINGS.
CHARM FOR WATCH CHAINS.

No. 249,018.

Patented Nov. 1, 1881.

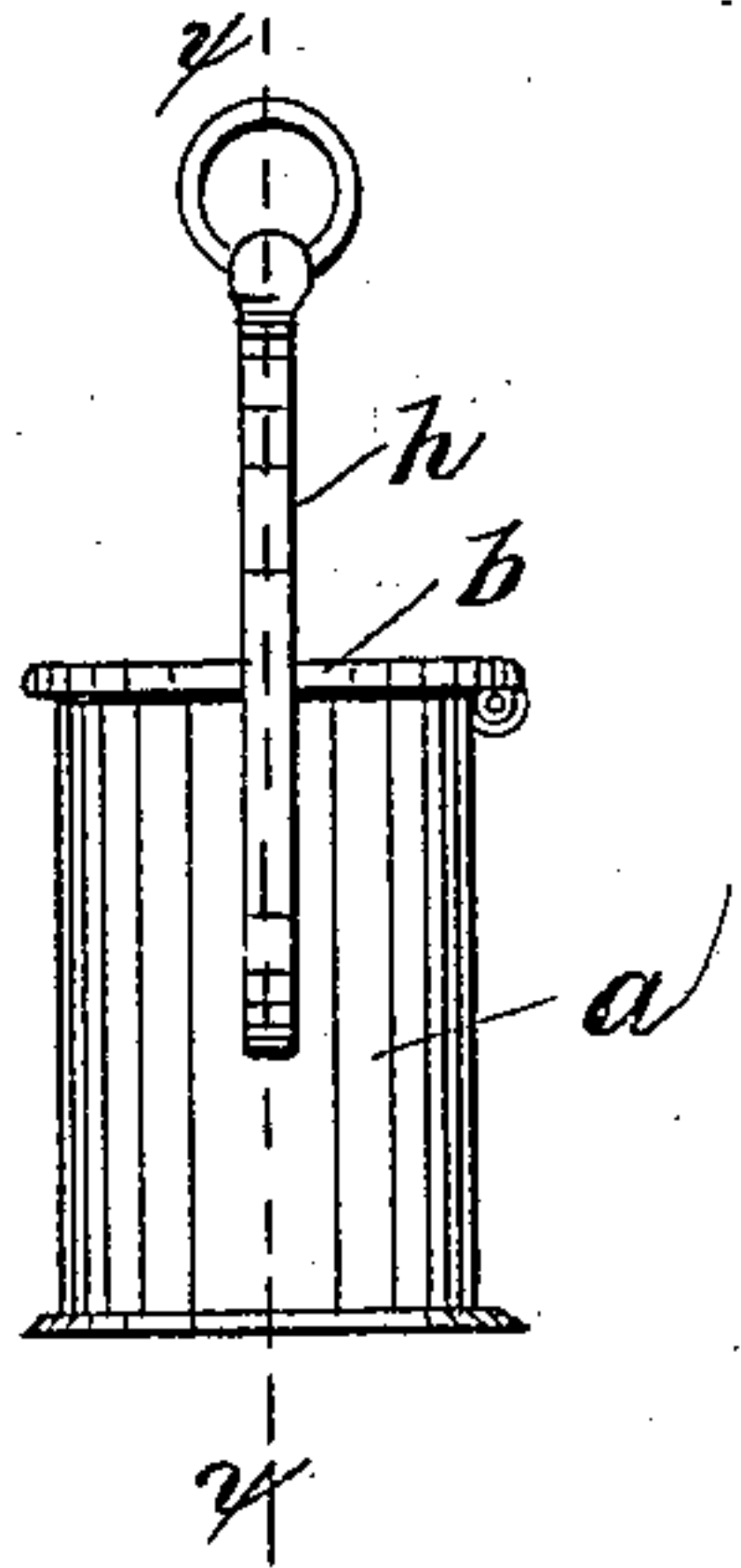


Fig. 1.

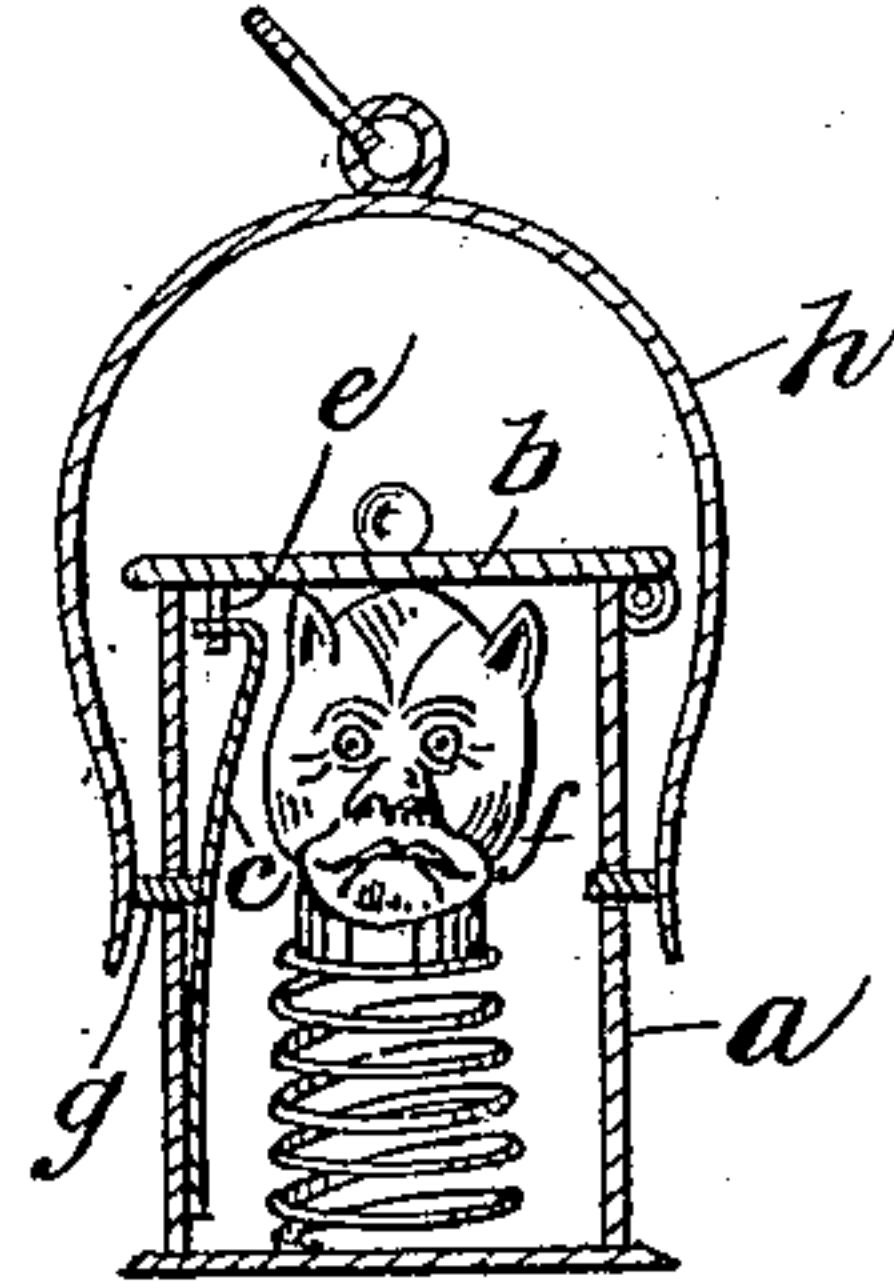


Fig. 2.

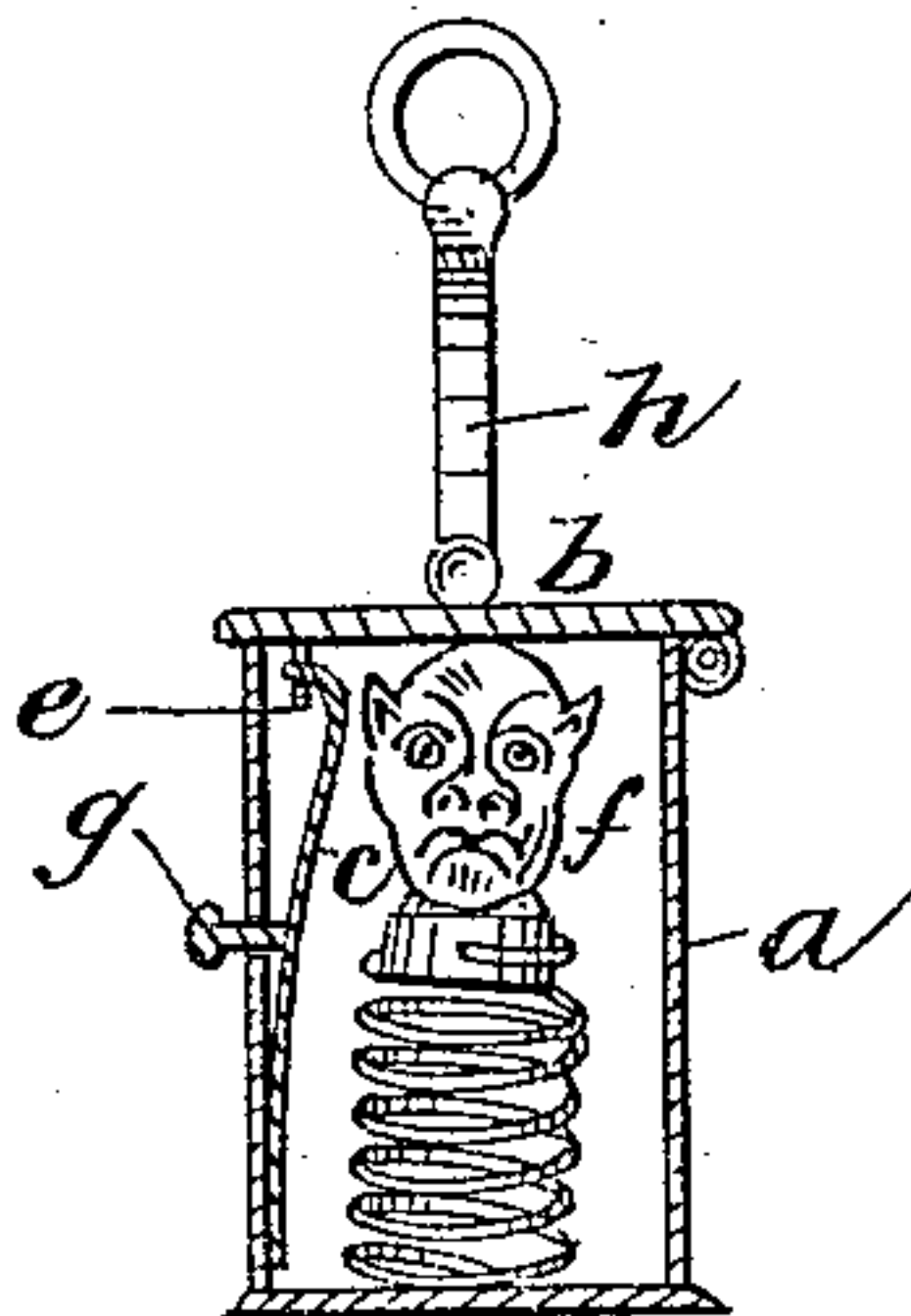


Fig. 3.

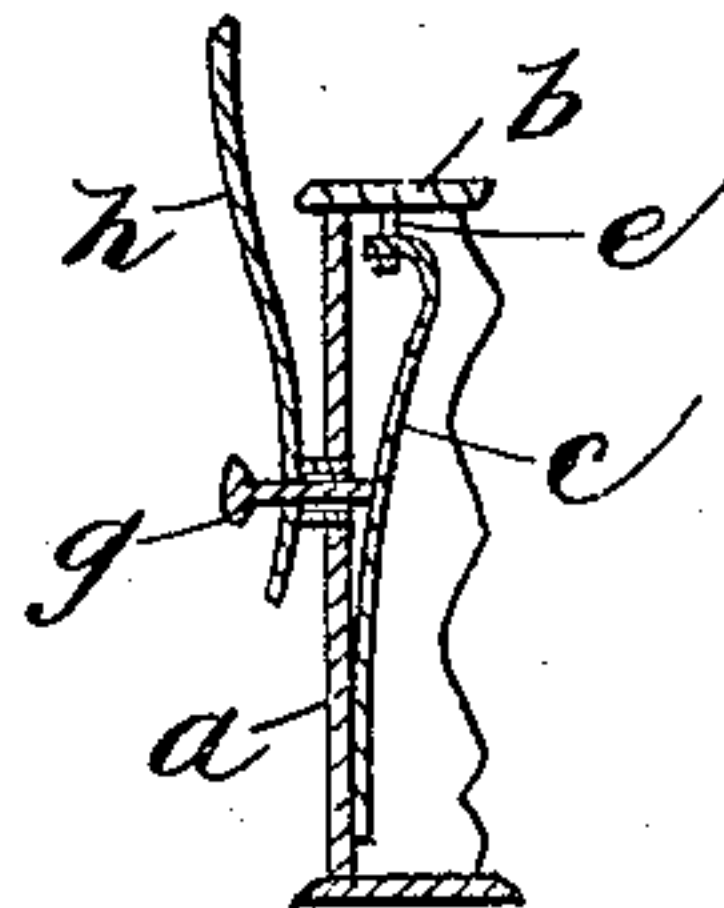


Fig. 4.

Witnesses:
J. H. Madlin
L. B. Morrison

Inventor:
Edgar A. Cummings,
By Wright & Brown
Attorneys.

UNITED STATES PATENT OFFICE.

EDGAR A. CUMMINGS, OF PROVIDENCE, RHODE ISLAND.

CHARM FOR WATCH-CHAINS.

SPECIFICATION forming part of Letters Patent No. 249,018, dated November 1, 1881.

Application filed August 5, 1881. (No model.)

To all whom it may concern:

Be it known that I, EDGAR A. CUMMINGS, of Providence, in the county of Bristol and State of Rhode Island, have invented certain
5 Improvements in Charms for Watch-Chains, of which the following is a specification.

This invention consists in a charm or ornament for watch-chains, &c., consisting of a miniature toy of the kind known as the "jack-in-a-box," adapted to be suspended from a
10 watch-chain, the box of the toy being provided with a hinged lid held in a closed position by a spring-catch and a push-piece extending through the side of the box, and adapted to be
15 pressed inwardly to release the cover and allow the spring-impelled image inside to rise, said push-piece being either a part of the pivoted bail which supports the box or a separate
20 piece, as I will now proceed to describe and claim.

Of the accompanying drawings, forming part of this specification, Figure 1 represents a side elevation of a charm embodying my invention. Fig. 2 represents a section on line *xx*, Fig. 1.
25 Fig. 3 represents a similar section, showing a different form of push-piece; and Fig. 4 represents a section of a modification.

The same letters relate to the same parts in all the figures.

30 All the figures are considerably enlarged.

In the drawings, *a* represents a box of any suitable shape, having a hinged cover, *b*, a spring-catch, *c*, located within the box, and adapted to engage with a lug or hook, *e*, on
35 the under side of said cover, and a figure or image, *f*, mounted by a spring, which is held in a compressed condition by the cover when the latter is closed, so that when the cover is released the image will be forced up, throwing
40 back the cover, like the ordinary toy jack-in-the-box.

My invention relates only to the means for releasing the cover, and it is comprised in the

internal spring-catch, *c*, engaging with the cover, and a push-piece, *g*, extending through the
45 side of the box, and adapted to be pressed inwardly to displace the catch *c* and disengage the same from the lug *e*. Said push-piece may be rigidly attached to and form one of the
50 trunnions of the bail *h*, by which the device is attached to a chain, said bail being sufficiently elastic to enable its ends to be pressed inwardly, and thus cause the push-piece *g* to displace the catch. If desired, however, the push-piece
55 may be separate from the bail, as shown in Fig. 3, in which case said push-piece would be attached at its inner end to the spring-catch *c*. In either case the push-piece and spring-catch
60 form a convenient means for releasing the cover *b*, and do not detract from the ornamental effect of the charm, the catch and its lug *e* being entirely concealed, leaving only the outer
65 end of the push-piece in view, if the latter is formed separately from the bail, and entirely concealing such outer end also when the push-piece is formed on the bail.

If desired, the push-piece, when made in a separate piece, may pass through one of the trunnions of the bail, as shown in Fig. 4.

I claim—

70 In a charm of the kind herein described, the combination of the box *a*, having the hinged cover *b*, the spring-impelled figure *f* in said box, the internal spring-catch, *c*, adapted to engage with a hook or lug in the under side of
75 the cover, and the push-piece *g*, passing through the side of the box, as set forth.

In testimony whereof I have signed my name to this specification, in the presence of two subscribing witnesses, this 3d day of August, A.
80 D. 1881.

EDGAR A. CUMMINGS.

Witnesses:

C. F. BROWN,
H. G. WADLIN.