

(No Model.)

J. J. UPHAM.

SUSPENDERS.

No. 248,899.

Patented Nov. 1, 1881.

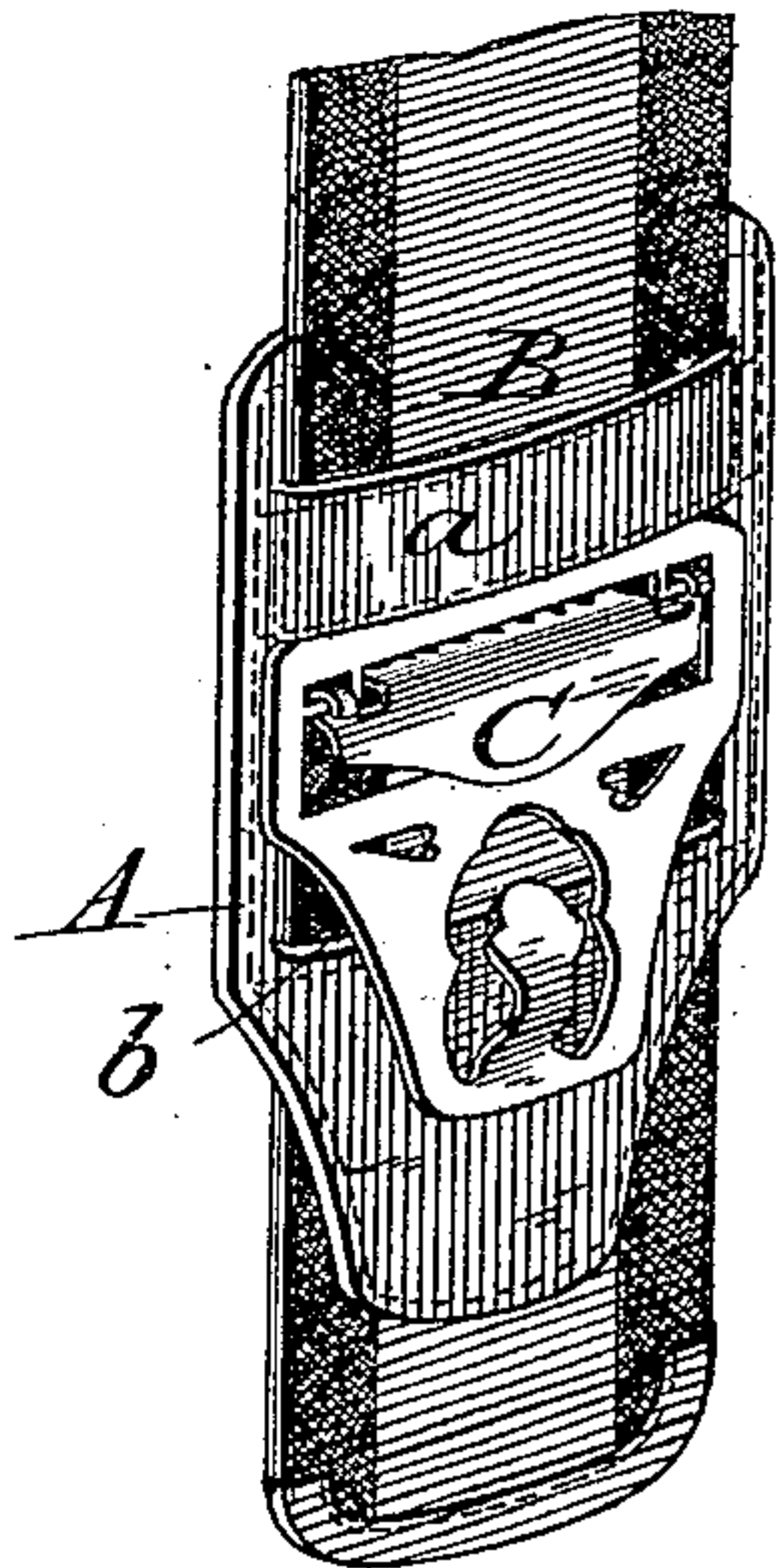


Fig. 1

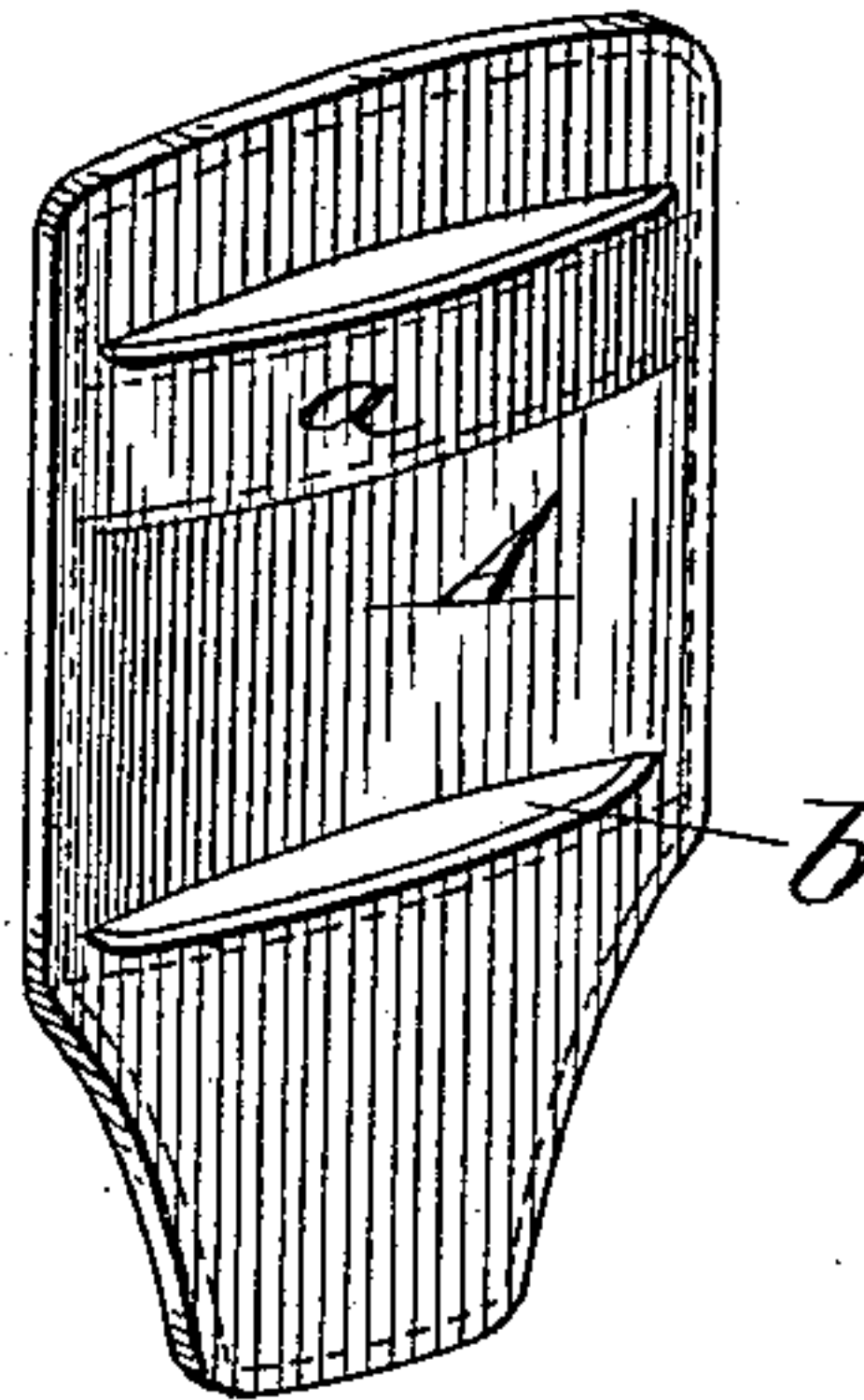


Fig. 2.

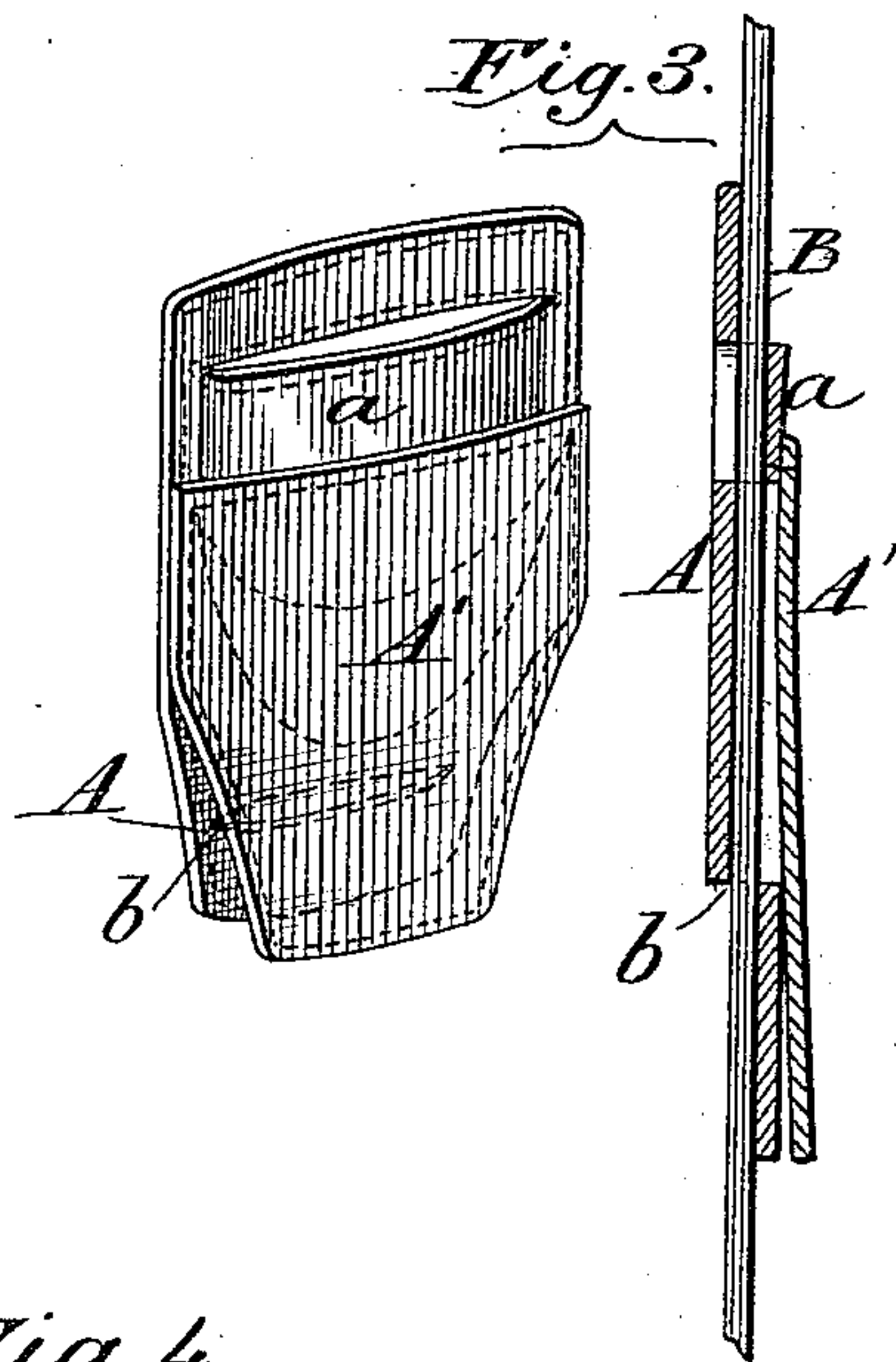
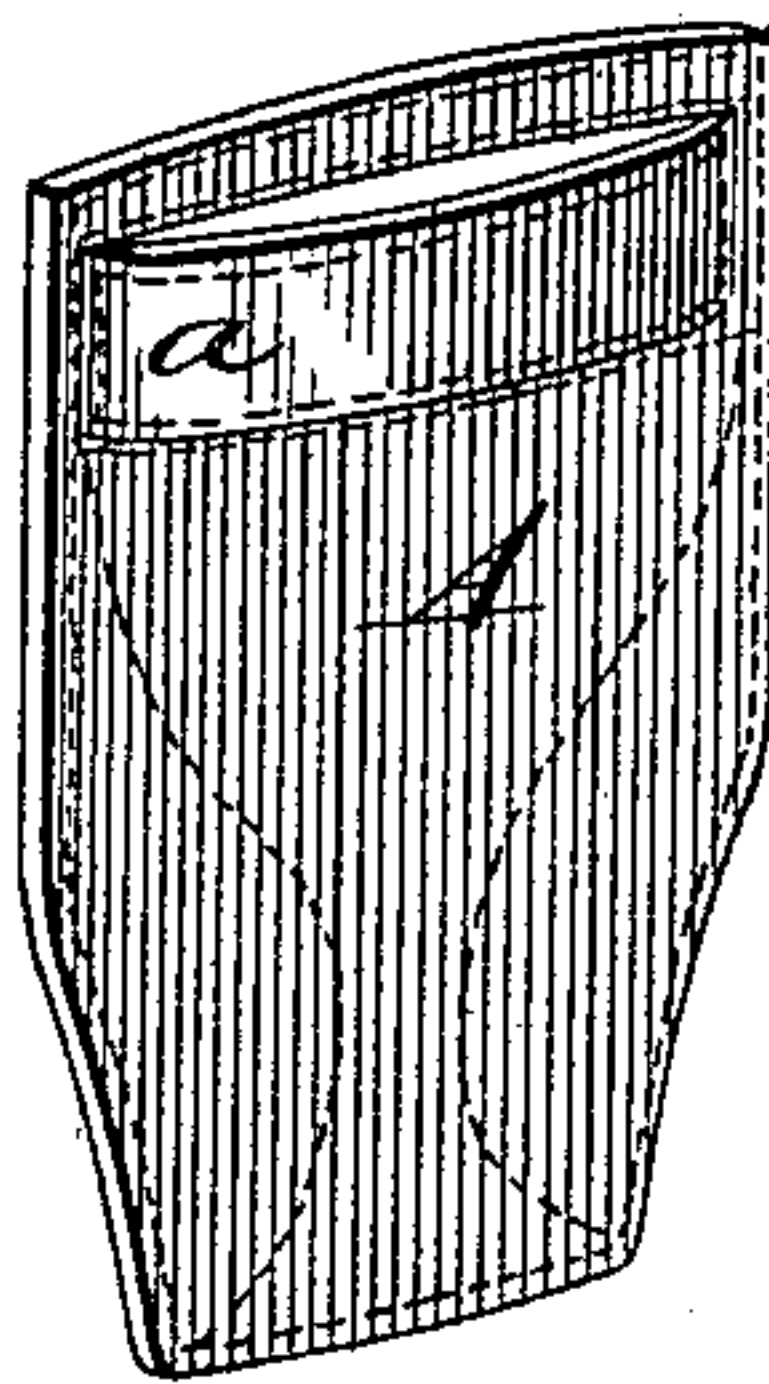
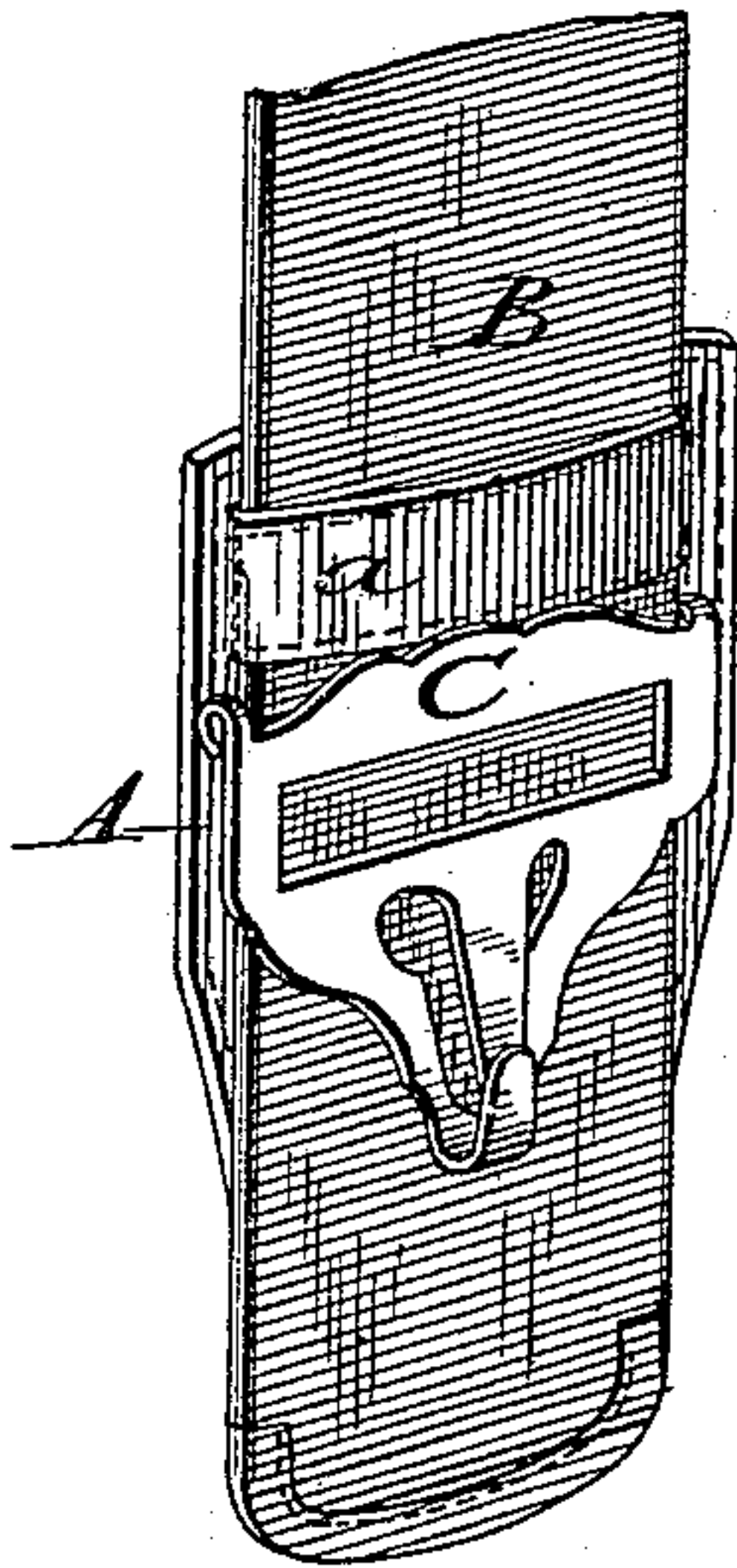
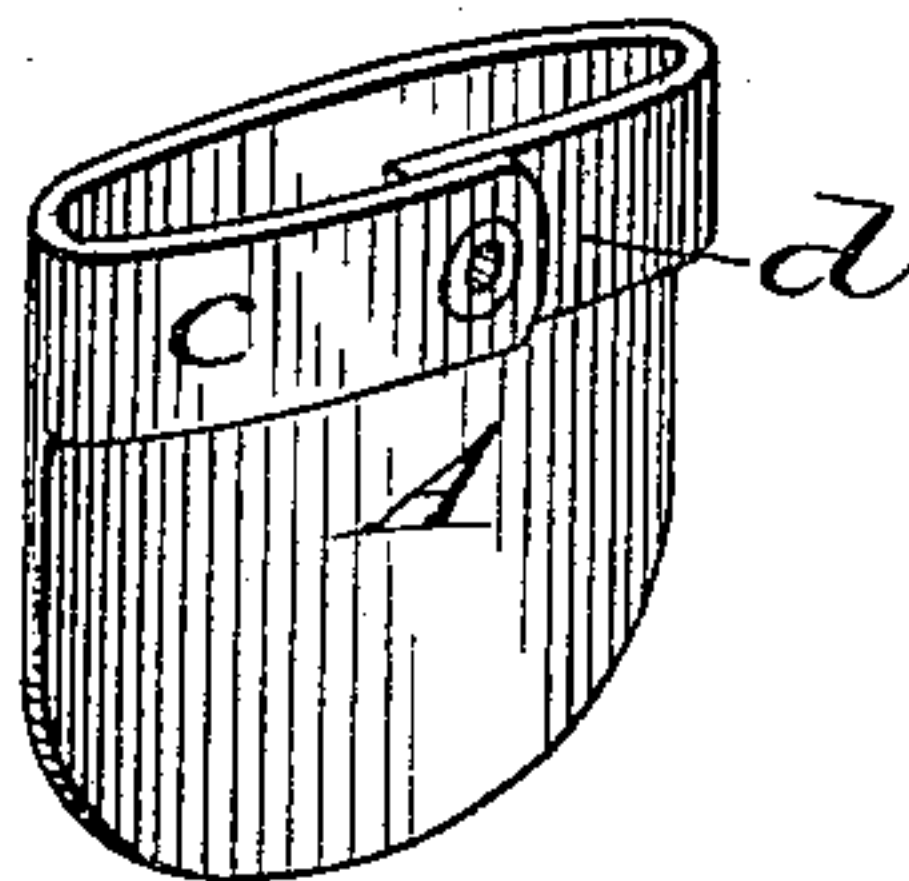


Fig. 4.



Attest.

Sidney P. Hockingworth,
Walter T. Dodge.

Inventor.

James J. Upham,
by Rodger Son,
Attys.

UNITED STATES PATENT OFFICE.

JAMES J. UPHAM, OF BLACK CREEK, NEW YORK.

SUSPENDERS.

SPECIFICATION forming part of Letters Patent No. 248,899, dated November 1, 1881.

Application filed August 22, 1881. (No model.)

To all whom it may concern :

Be it known that I, JAMES J. UPHAM, of Black Creek, in the county of Allegany and State of New York, have invented certain Improvements in Suspenders, of which the following is a specification.

My invention consists in a detachable shield or guard to be applied behind the buckles of suspenders, to protect the garments against discoloration or wear from the same.

In the drawings I have represented several slightly-differing forms, each, however, embodying the main feature of my invention, which consists in providing the guard with a loop or band on its front face, adapted to extend across the face of the suspender-web and back to the guard, for the purpose of retaining said guard in position.

The guard or shield is mainly intended to protect the shirt of the wearer against the inner or rear face of the buckle and other metallic trimmings of the suspenders, but may be made to cover the front face of said parts in addition.

A in the several figures represents the shield or guard, which is in each instance provided with a loop or band, *a*, on its front face, between which loop and the body of the shield or guard the web or strap B of the suspender passes, as shown, the loop or band *a* resting upon the upper edge of the buckle C, and being thereby prevented from slipping off the end of the web. Thus held in place the body of the shield or guard A is brought directly behind or under the buckle and its appendages, as shown in the several figures, thereby preventing the same from coming into contact with the shirt of the wearer.

In practice I prefer to form an opening or slit, *b*, through the guard A at a point below the loop *a*, as shown in Figures 1 and 3, and to pass the end of the web or strap through the same, thus causing the shield or guard to protect the web from contact with the lower end of the buckle, the ring, &c., and preventing wear or discoloration of the web thereby.

If desired, the guard or shield may be formed with a second leaf or flap, A', to cover the out-

side of the buckle and its appendages, the inner leaf or body being in all instances retained.

The precise manner of forming the loop or band *a* is immaterial, a convenient way being represented in Figs. 1, 2, and 3, in which two horizontal slits are cut through the shield or guard and the intervening portion pressed out to form the loop. In Fig. 4 the loop is represented as formed by two tags or ears, *c d*, brought together at the front and united by an eyelet. It is, however, apparent that the loop may be made separate and applied by stitching or in any other convenient manner.

I am aware that it has been proposed to apply a detachable guard or shield to the outer side of a suspender-buckle, and that fixed guards or shields have been applied to the rear or under side, and these I do not claim. I am not aware, however, that anyone has hitherto provided a detachable guard adapted to protect the clothing against the rear or inner face of suspender buckles and trimmings, at which point the liability to discoloration is greatest, because the moisture of the body is permitted to reach the buckle. By being made detachable the guard is adapted for use on different suspenders, and in case of becoming worn or soiled may be quickly and cheaply replaced. The guard or shield thus placed under or behind the buckle and trimmings prevents them from chafing or annoying the wearer, and thus serves as a pad as well as a guard.

Having thus described my invention, what I claim is—

1. A detachable shield, A, constructed substantially as shown and described, adapted to be attached to or detached from a suspender, for the purpose set forth.

2. The herein-described guard, consisting of the body A, provided with loop or band *a*, and flap A', substantially as shown.

3. The shield A, provided with loop *a* and slit *b*, as and for the purpose set forth.

JAMES J. UPHAM.

Witnesses :

HERBERT E. MILLHOLEN,
JOSEPH UPHAM.