

(No Model.)

C. R. LAMB.
SKETCHING BLOCK.

No. 246,519.

Patented Aug. 30, 1881.

Fig: 1.

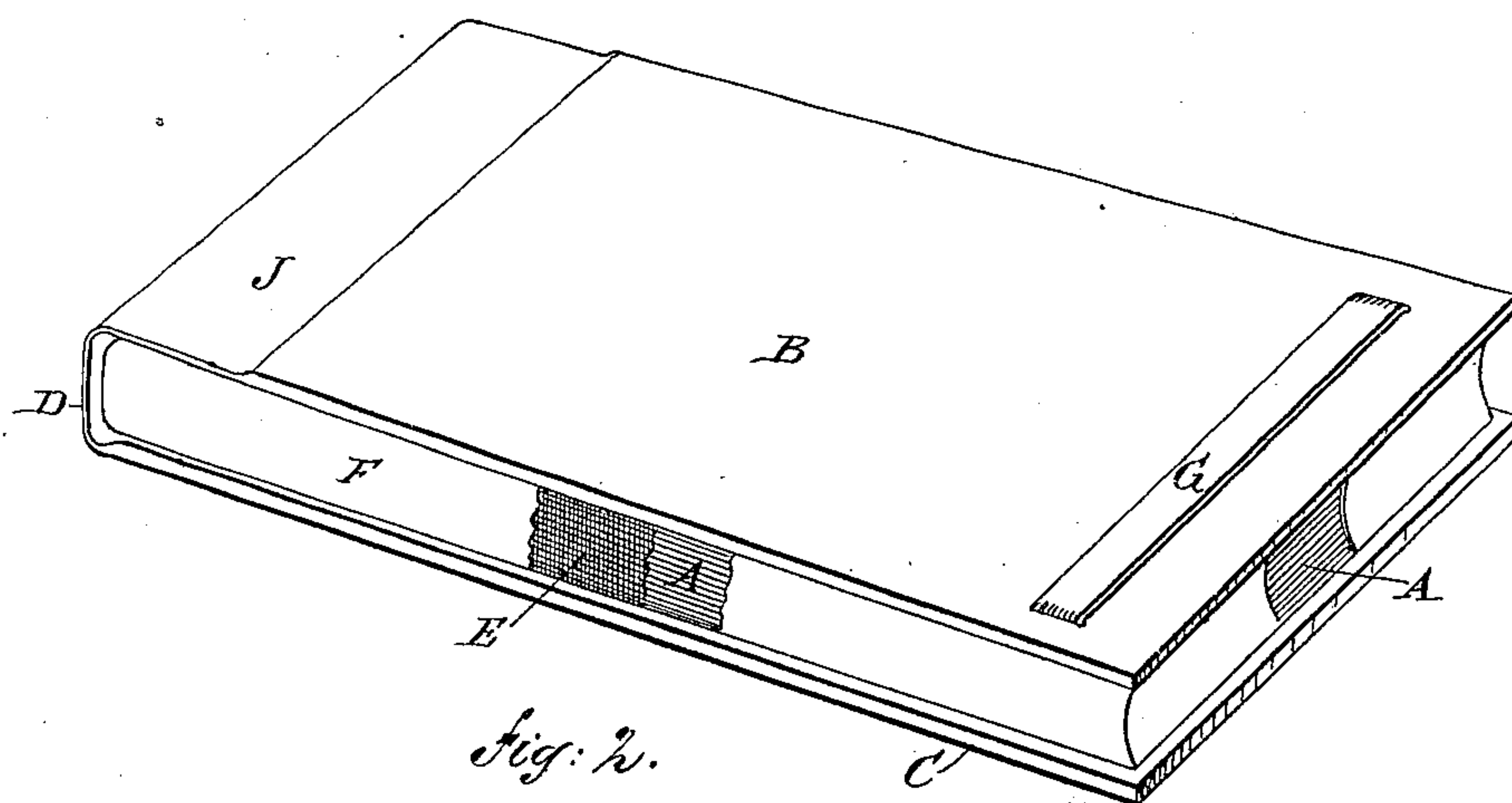


Fig: 2.

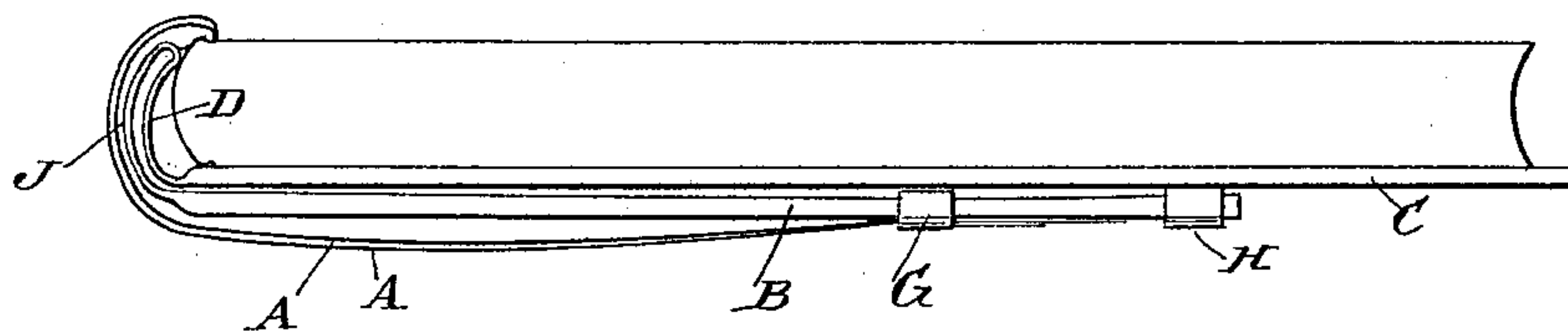
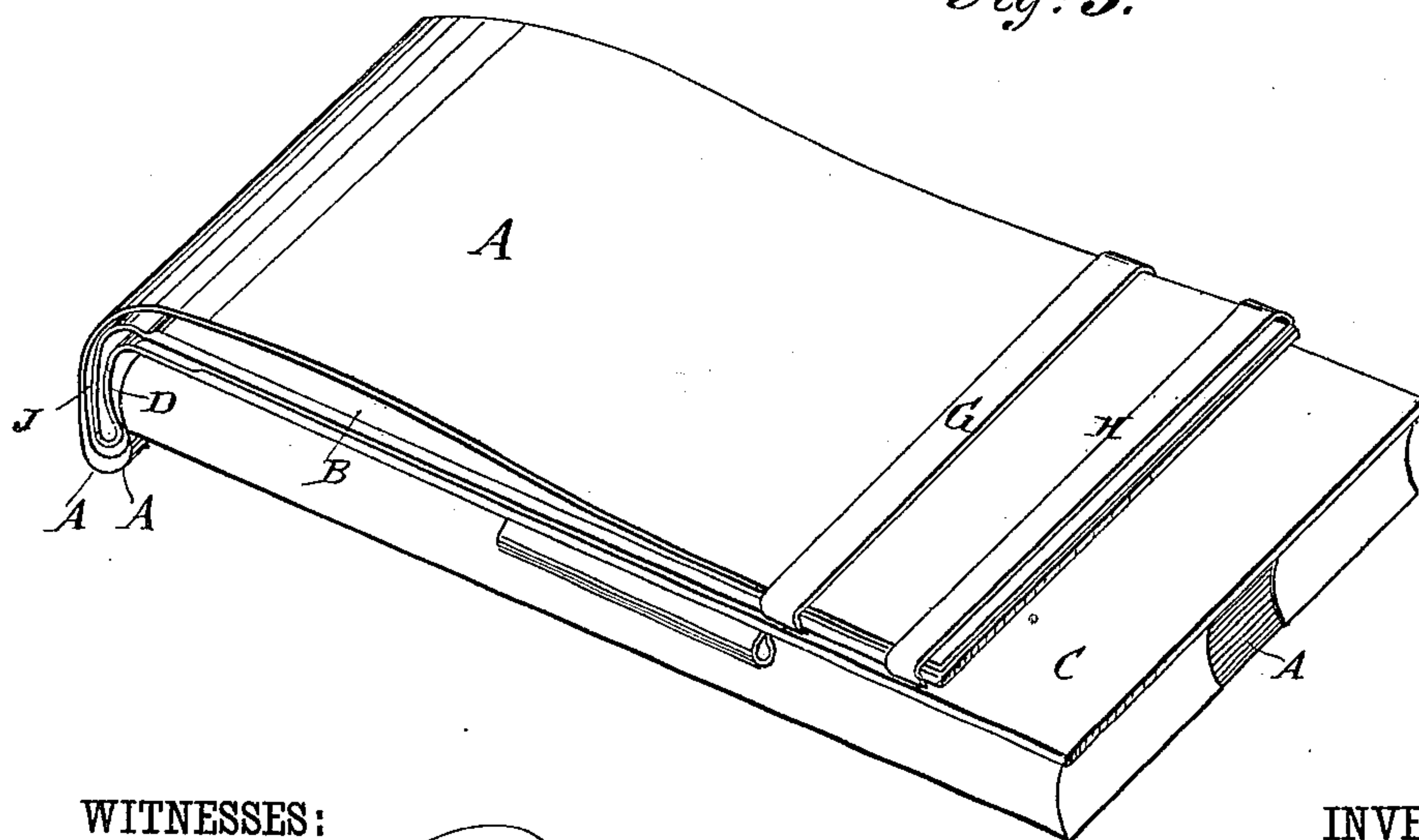


Fig: 3.



WITNESSES:

Chas. Nida
C. Sedgwick

INVENTOR:

C. R. Lamb

BY

Mum & Co

ATTORNEYS.

UNITED STATES PATENT OFFICE.

CHARLES R. LAMB, OF NEW YORK, N. Y.

SKETCHING-BLOCK.

SPECIFICATION forming part of Letters Patent No. 246,519, dated August 30, 1881.

Application filed March 17, 1881. (No model.)

To all whom it may concern:

Be it known that I, CHARLES ROLLINSON LAMB, of the city, county, and State of New York, have invented a new and Improved Sketching-Block, of which the following is a specification.

Heretofore sketching-blocks have been made of a series of detached sheets united at the edges by a strip of paper or muslin, which sheets are successively cut from the block and loosened after the completion of the sketch for the purpose of laying bare the next sheet; but these detached sketches are easily lost and mislaid, and are very apt to become soiled and damaged.

The object of my invention is to provide a sketch-block in which the completed sketches need not be entirely detachable to lay bare the next lower sheet.

In the accompanying drawings, Figure 1 is a perspective view of my improved sketching-block. Fig. 2 is a longitudinal elevation of the same, showing the upper sheets detached along the edges and turned over the back of the block. Fig. 3 is a perspective view of the sketching-block, showing it inverted and the uppermost sheets, which have been detached along the edges, held to the back of the block.

A series of sheets, A, of any kind of drawing, sketching, or writing paper, are sewed together at one end, and are attached to top and bottom covers, B and C, and have a back, D. The several sheets are also united with each other by a strip of muslin, E, which is pasted or glued to the edges of the sheets, and is preferably covered by a sheet, F, of ornamental paper. The block of sheets thus formed is glued or pasted to the bottom cover, C, so that the bottom cover, C, cannot swing from the block, whereas the upper cover, B, is only connected at one end with the block of sheets and can be opened from the block. An elastic band, G, or equivalent, is attached to the upper cover, B, at or near

its outer end, and a like elastic band, H, is attached to the lower cover, C, at or near its outer end. The inner end, J, of the upper cover, B, is made of leather, cloth, or other pliable material, so that the joint of this upper cover, B, will not be broken or damaged when this upper cover is folded down over the lower cover, as shown in Figs. 2 and 3.

The within-described sketching-block is used as follows: While sketching, the upper cover, B, is held on the lower cover, C, by means of the band H. As soon as a sketch is completed it is detached at the edges from the strip E of linen, and is held against the inner side of the upper cover, B, by the band G. The completed sketches are folded down over the lower cover, C, with the upper cover, as is shown.

The advantages of the within-described sketching-block are that the artist always has a good solid block to work on, the covers are out of the way, the completed sketches will not be soiled and cannot be lost or mislaid, and when all the sheets have been used the artist has all his sketches united and bound.

I am aware that it is not new to make a blotting-pad and tablet with flexible backing and cover, the tablet-sheets being glued to back; also, that each tablet has been pasted on two or more of its edges and alternated with a copy; but

What I claim is—

The combination, with a series of sheets held together at one end and united by strips pasted over their edges, of the top and bottom covers, B and C, the back D, and the elastic bands G and H, secured to the covers respectively, substantially as shown and described, and for the purpose set forth.

CHARLES R. LAMB.

Witnesses:

OSCAR F. GUNZ,
C. SEDGWICK.